WOOL PRESS

ISSUE 1

SEPTEMBER 1989

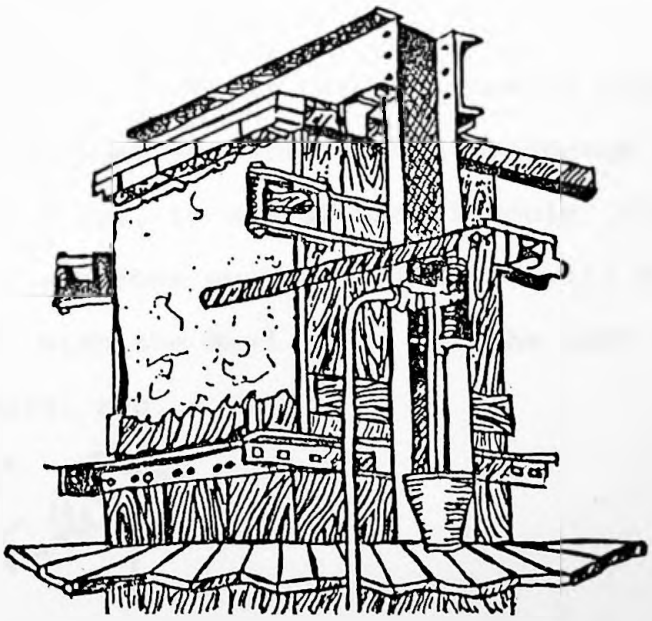

The Wool Press is published by the Agricultural Department

Editors — D. West and M. Alexander

Foreword - by H.E. The Governor

I was delighted to hear of the proposal that the Wool Press should be relaunched when David West and Marc Alexander of the Agricultural Department told me about this a month or so ago, and it gives me great pleasure now to welcome it back to publication. I feel sure that the Wool Press will admirably fill a gap which now exists in Camp for a comprehensive journal to cover a wide range of subjects of particular interest to all Campers, and not only one dealing with the more technical aspects of farming or land management. Such a journal is no doubt even more important now after sub-division when a number of additional farms have come into being and new farmers are setting out to make their own way independently. The Wool Press will be helpful in drawing the community together generally as well as being informative and entertaining.

From the varied nature of the contents of issue Number 1 it certainly seems that the aims of the producers and contributors of the Wool Press, to all of whom I would like to offer my warmest congratulations on their efforts, will be thoroughly well achieved. I wish the Wool Press all the best for a long and highly successful run.

William Fullerton

W.H. Fullerton.

1AD61

INTRODUCTION

"Woolpress" is to be a farming orientated newspaper appearing once a month in which there will be regular feature pages to bring news of the wool market, new products, developments in farm science, farm business management, farm skills and homecraft and a children's page. It is a fairly ambitious project but I hope it will be as much of a stimulus to you as it will be to us. A lot of work will be done behind the scenes to give the paper substance and turn it out on time.

You can play your part too as we would like to feature a letters page through which you can pass on your ideas and offer constructive criticism. We will, of course, continue to issue leaflets in the "Farmlink" series although these will be more concerned with exploring specific Agricultural subjects in some depth, perhaps 10 to 12 times a year.

There is certainly a need for a greater flow of information both to and from camp and I hope that "Woolpress" will go some way towards achieving this.

Iain Dickson

RH 01

ARE YOU CHECKING YOUR WOOL RECEIPTS?

By the time farmers read this article they will probably have received their receipts for the second shipment of wool for 1989, and are awaiting receipts for the third. If you are a farmer it really goes without saying that practically all your income comes from wool. That being the case, how much time do you spend analysing the returns, costs and test information of the wool you have worked so hard to produce?

IS THE ANALYSIS DIFFICULT?

No, not at all, as all the information should be readily available to you at the moment. Every farm has a Bale Book so that Specifications can be made up, and details of wool testing and prices received are given by the buyers of your own wool. The way to process your information is set out in Farm Account Book 2, "Livestock and Wool Records", page 16. An extract of the example is shown below:

Stock Type Shorn HOGGET - SKIRTED.

BALE NUMBER A	GRADE B	NUMBER OF FLEECES C	WEIGHT OF BALE (kgs) D	AV. FLEECE WEIGHT (kg) (D/C) E	PURCHASED BY F	LOT NUMBER G	MICRON H	% YIELD I	WT. OF CLEAN WOOL (kgs) (D x I/100) J	PRICE PER KILO (pence) K	PRICE PER BALE (£) (J x K/100) L	PRICE PER FLEECE (£) (L/C) M
1	HOGGET	100	221.0	2.21	—	1412	26.0	70.0	154.7	345	533.72	5-34
2	"	98	224.5	2.28	—	1412	26.0	70.0	157.2	345	542.34	5-53

WHAT DOES THE ANALYSIS SHOW?

The example outlines some figures for hoggets. The weights of wool are skirted weights as the skirtings etc, are sold separately. The figures from columns A-D come from your bale book and columns F-K from the reports issued by the buyer of your wool. As you can see, the analysis shows you the quality of each bale of wool and its value right down to a per fleece basis. In most cases hogget wool is sold in one lot, so micron, % yield and price/kg will be the same. However this will not be the case for mainflock wool of various classes so this type of analysis produces useful figures.

HOW CAN THIS ANALYSIS BE USED?

Most farmers, when asked, "What is your most valuable fleece?" will probably reply "My hogget fleece". The finer hogget wool does obtain the highest price per kilo, but is it always the most valuable fleece? An analysis just as has been described has been carried out on a number of farms looking at the 1988 shipments. In every case it has been either the Wether B or Wether C fleeces which are the most valuable on the farm and evidently the **weight of wool** is a decisive factor as well as the **quality**. This result should not be generalised to apply to every farm in the Falklands, hence the only way to find out is to analyse your own wool receipts.

CONCLUSIONS

Just before you rush away and grab the Account Book 2, your wool receipts and calculator, there are a few points to conclude on analysing your wool receipts:

* The information should help you to decide the best Breeding Strategy for your flock with regards to quality and quantity of wool.

* It should help you to obtain the best prices for your wool as you compare offering prices, especially when the Radio Telephone system stops operating and you cannot listen to offers given to other farmers.

* You can also look at marketing and freight costs per kilo clean with just a few more calculations, which can range from 30 to over 60 pence per kilo. Your Agricultural Advisor can assist.

R.HAYDOCK AUGUST 1989

DW 01

AGRICULTURAL TRAINING SCHEME

It has been a very busy first month for myself and the Agricultural Training Scheme during which 8 local instructors were appointed. I joined them for a course at Port Howard which was based around passing on methods of instruction. This very worthwhile course also had more than a few humorous moments with fences demolished, hides softened and some interesting knitting patterns developed, I believe there was even the odd explosion. My thanks must go to Robin Lee and all at Port Howard for putting up with us.

The newsletter has now been circulated and initial responses are very encouraging. By the time this issue reaches you, the First Aid course will have already started and a full report will appear in the next issue. We are deciding on various methods of tackling the large demand for courses in Wool classing and hope to have venues and dates finalised in the near future.

We are now looking at perhaps setting up Shearing Standard Medals in the Falkland Islands similar to those established in New Zealand, based on speed and more importantly, quality of shearing. We will first ensure our instructors are shearing to a similar standard then we can offer courses aimed at all levels.

Any farmers who are interested in practical lambing courses, in particular those who took advantage of the A.I service, should contact their respective GTO's.

The Agricultural Training Scheme (Youth) has started well with a weekend course on Tractor Servicing at Kings Ridge Farm held by Michael Clarke. My thanks must also go to Michael and Jeanette for their hospitality and Terrance and Carol Phillips for the use of their County tractor.

We will try to fit in as many courses as possible between now and peak shearing time but this is an ongoing task and courses will be available throughout the year and into the future. Many thanks to the GTO's and instructors without whose support none of this would have been possible.

David West
August 1989

RKB01

FINE WOOLLED SHEEP IN UK ?

In recent months the farming press has shown that there is increased interest amongst British sheep farmers in the value of their wool clip. The U.K is currently the eighth largest producer of wool in the world, its 41 million sheep giving a greasy clip of about 70,000 tonnes (in comparison, the Falklands have about 750,000 sheep giving 2,000 tonnes of greasy wool). However, on most British farms, sheep are bred for fat lamb production and for many farmers, wool is virtually a by product of their main enerprise. The wool tends to be coarse (much of it goes for carpet wool or stuffing mattresses) and its value is so low that some farmers look upon shearing as an unpleasant necessity.

Now, however, changes in the British and European sheep markets are making some farmers think seriously about increasing the value of their wool clip. Headlines such as "Wool improvement-is it worth it?" and "Treble your wool clip with an injection of Kiwi blood" have appeared in recent issues of Farmers Weekly.

A group calling themselves The British Polwarth Sheep Breeders Society has been formed to promote the Polwarth in the UK. (the address is available from ARC). This group used embryo transfer techniques to bring New Zealand Polwarths to Britain. 135 purebred, registered Polwarths were born in Britain last year and more are to follow next year.

Perhaps in the future we will have a ready source of new stock, embryos or semen in the UK and avoid the long double voyage of Australia to UK then UK to the Falklands.

Perhaps we might also be able to exploit our disease-free status and export stock to Britain. But in the long term, what will happen to our wool prices if the relatively intensive UK agriculture industry starts to produce large quantities of wool very similar to our own?

R.BAIN
AUGUST 1989

OWS 01

CURRENT PROJECTS - THE AGRICULTURAL DEPARTMENT

Land transfer has again featured as one of the main functions of the Department this year. Port San Carlos is currently in the process of being sub-divided and the new owners are expected to be moving onto their respective sections by the time this issue reaches you.

The brucellosis ram-testing scheme took most of the Veterinary Officer's time during the summer months of 1988/89 with a total of 5665 tests being carried out. Unfortunately we were not able to test all the rams within the Falklands this year, however, all the known infected properties were tested twice plus several others as a routine check.

During April and May the Department was, through its Veterinary Officer and helpers, actively involved in an Artificial Insemination Breeding Scheme. This is a first attempt to improve the quality of the Falklands flocks by importing frozen semen from New Zealand and implanting it into local stock laparoscopically. In all, 53 farms took part out of a possible 86 and a total of 326 ewes were inseminated. Early reports suggest that a majority of them are in lamb.

The re-instatement of Stanley common has just been completed with about 5 miles of new fencing being erected around its perimeter. The quarantine station is due to be built this summer and the chain-link fencing for this has just arrived.

David West has been appointed by the Department and he arrived in the islands in July to take up his duties as Deputy Lands and Agricultural Officer. Amongst other things, he has the responsibility of setting up and overseeing the administration of the new Agricultural Training Scheme, he will also be assisting with grant work and land transfer. A more detailed description of the Agricultural Training Scheme can be found in this issue.

O.W.SUMMERS
AUGUST 1989

GH01

THE QUB-ARC CONNECTION

The Department of Agricultural Botany at Queens University Belfast (QUB) has been involved with research in the Falkland Islands since 1976. Dr. Jim McAdam came to the islands as part of a three man team to set up the first Agricultural Research Unit. This contact was only the beginning and links between Queens University and ARC have increased each year. At present there are numerous joint research projects.

The latest project to be initiated (with the approval of the Agricultural Advisory Committee) is "The Ecophysiology and nutrition of Whitegrass in relation to its management in the Falkland Islands". I joined Dr. McAdam and Dr. Harvey at Newforge, Department of Agriculture, QUB. Below is a summary of work carried out in Belfast.

Initially the project outline was to proceed with seed studies, however, an examination of seed stocks at QUB revealed that samples had few mature seeds in those heads collected. This meant a rethink; after a period of familiarisation with past records on whitegrass, it was decided that research would be concentrated in two main areas.

Firstly to determine leaf tissue turnover and to establish the distribution of above and below ground biomass as seedlings developed. Secondly, to evaluate various methods of determining root distribution, biomass and activity when working with plants in peat soils.

The highlights of the research at QUB were, 1) Whitegrass has a high rate of die-back even when grown under "ideal" conditions. 2) High levels of nutrition do not stimulate whitegrass to any great extent; in fact degeneration occurred when whitegrass was grown under high levels of nitrogen (when supplied in the form of nitrate). 3) Examination of the root system will be a challenge indeed, due to the high organic matter content and dense mat of roots found in Falklands peat. 4) When Whitegrass was grown under fairly low levels of nutrients (especially nitrogen) its growth and persistence when repeatedly defoliated was surprisingly high. The experiment is still in progress at QUB. 5) A research programme and designed experiments which fit in with the overall whitegrass research in the Falklands were proposed and accepted. One such experiment is the study of whitegrass over the winter months which has been established at Bush Pass, Fitzroy.

In addition to the above projects, statistical analysis of the "greens" survey conducted by Mr Aiden kerr was continued. A summary of the survey will appear in a future issue of the "Wool press". So look out for it!

over/

The time spent at QUB and the opportunities to meet other scientists with familiarity of environmental conditions in the Falklands proved extremely valuable. However, nothing can compare to actually being in the islands, no amount of reading, watching videos or talking to people can truly reflect the country and the people of the Falkland Islands.
Please write to me at ARC if you have any queries regarding the above article or any aspect of the agronomy programme

G.M.HOPPE AUGUST 1989

DMT 01

As so many farmers are currently building shearing sheds, we decided to re-print this article which first appeared in the programme for the Open Day.

SHEARING SHED DESIGN

PRINCIPLES

A shearing shed may be the major single capital investment on the farm and because of this, it must incorporate all the best possible design features to achieve optimum throughput of sheep and a high shearing efficiency, paying due regard to animal health and welfare.

Think of the shearing operation as a conveyor belt with a continuous flow of woolly sheep brought in from camp, entering the shed and moving towards the shearing board. At this point the conveyor belt divides with shorn sheep returning to camp and the wool taken to the wool room for classing and storage prior to onward transfer to Bradford.

In order to ensure the free flow of sheep and wool the design must pay particular attention to three key features; free flow of sheep, optimum shearing efficiency and rapid processing of fleeces.

FREE FLOW OF SHEEP

Achieved by having;

* Entry into the shed by steps rather than ramps
* Grating within the shed to run right angles to the direction of travel
* Good lighting to avoid dark areas, thus attracting sheep through the shed
* Gates in corner of pens and wide enough to allow free movement of sheep
* Reduction in pen size as sheep progress towards the shearing board
* Solid division between pens
* No sharp corners or obstructions to slow sheep movement or cause bruising

RAPID PROCESSING OF FLEECES

Achieved by having;

* Desirable table position in relation to shearing board and bins
* A suitable wool table
* Close monitoring of skirting operation
* Sufficient bin size and bale storage area
* Good lighting and ventilation

GENERAL POINTS

* Consider having sufficient pens to hold 1 day's shearing overnight
* Use concrete for floors of counting out pens for ease of cleaning to reduce incidence of boils
* Insist on bloodless shearing

D. MAKIN-TAYLOR
AUGUST 1989

HC 01

HOMECRAFT

We are hoping to run a page aimed primarily at farmers wives in the camp and the format for this can include almost any subject. Ideas for the page include a prize for the best recipe using mutton and a list of notable social events for the future. We would also like to include this extract from the New Zealand Journal of Agriculture which gives a job description aimed at city girls who may be contemplating marriage to a farmer.

FARMER'S WIFE GRADE 1

OUTLINE

This is a senior management position for which the applicant must possess excellent organisation and communication skills as well as high levels of initiative, self motivation and the ability to work as part of a team. She must be able to plan and implement a wide variety of processes and programs, develope resources and strategies and provide efficient and reliable backup services and ongoing operational and administration support - all with a minimum of supervision. Expertise in the area of industrial relations is also necessary as is the knowledge of how to handle underage staff.

DUTIES AND RESPONSIBILITIES

The successful applicant must be of sunny and gentle disposition, attractive in appearance and capable of lifting a bag of cement in one hand and two unshorn sheep in the other. She must also be able to spend at least 14 hours on her feet and remain patient and smiling even when the blisters have burst.
The applicant must be an enthusiastic early riser, summer and winter and possess an exceptional ability to organise her time. She will be expected to draft, drench and drove all day then bath the kids, check the homework, feed the hens, chop the wood, take in the washing, cook the meal and appear 5 minutes later for a drink before dinner looking like the front cover of Vogue. Temperament is very important in this position and the applicant must possess the capacity to remain calm and serene through floods, fire and footrot. She must always be prepared to have her most precious and longed for plans changed at the last moment. In particular, she needs the organisational ability to arrange the family calendar. In this, births, weddings, graduations and emergency illnesses etc., must be worked around.
As well as proficiency in all areas of housework management, some extra culinary skills are required for this position. These include an encyclopaediac knowledge of how to a make 6 tooth edible and the ability to make a sumptious repast out of nothing on those occasions when there are suddenly 10 extra for lunch and the cupboard is bare.

The successful applicant in this position will find it necessary, because of time pressures, to undertake many different tasks concurrently. Thus she must have enough motor skills and eye hand co-ordination to be able to change a nappy, mix a batch of scones and answer the radio all at the same time. Also, cleanliness and neatness of workmanship are an advantage especially on those occasions when she will have to change a tyre or push a rover out of a bog wearing her best clothes.

QUALIFICATIONS

In order to take up this post, the successful applicant must have a good knowledge of carpentry, plumbing, mechanics, veterinary science, landscape gardening, interior decorating, hotel management, accountancy, law, medicine, child psychology and diplomacy - just to start. Other skills she will acquire on the job. Applicants also need a fully endorsed licence to drive a truck, tractor, motor bike and pram.

Wages; Nil
Overtime; Nil
Weekend penalty rates; Nil
Sickness benefits; Nil
Holiday pay; Nil
Long service leave; Nil
Fringe benefits; Despite all,amongst it's practitioners this position has a high level of job satisfaction and most wouldn't change it for the world.

JR01

CHILDREN'S PAGE

Welcome to the Wool Press page for children. Each month there will be a page specially for the children in camp. We will be running a different type of competition each month and in this issue we have a crossword which has a prize of a £5 gift voucher from FIC (kindly donated by Terry Spruce on behalf of FIC). When you have completed the crossword cut it out, put your address on it and post it to:

Janet Robertson

FIDC

Port Stanley

It must reach her on or before Monday 25th September and all correct entries will be placed in a hat and the winner will be drawn out on Tuesday 26th September and announced in the October isssue of Wool Press.

J.ROBERTSON
AUGUST 1989

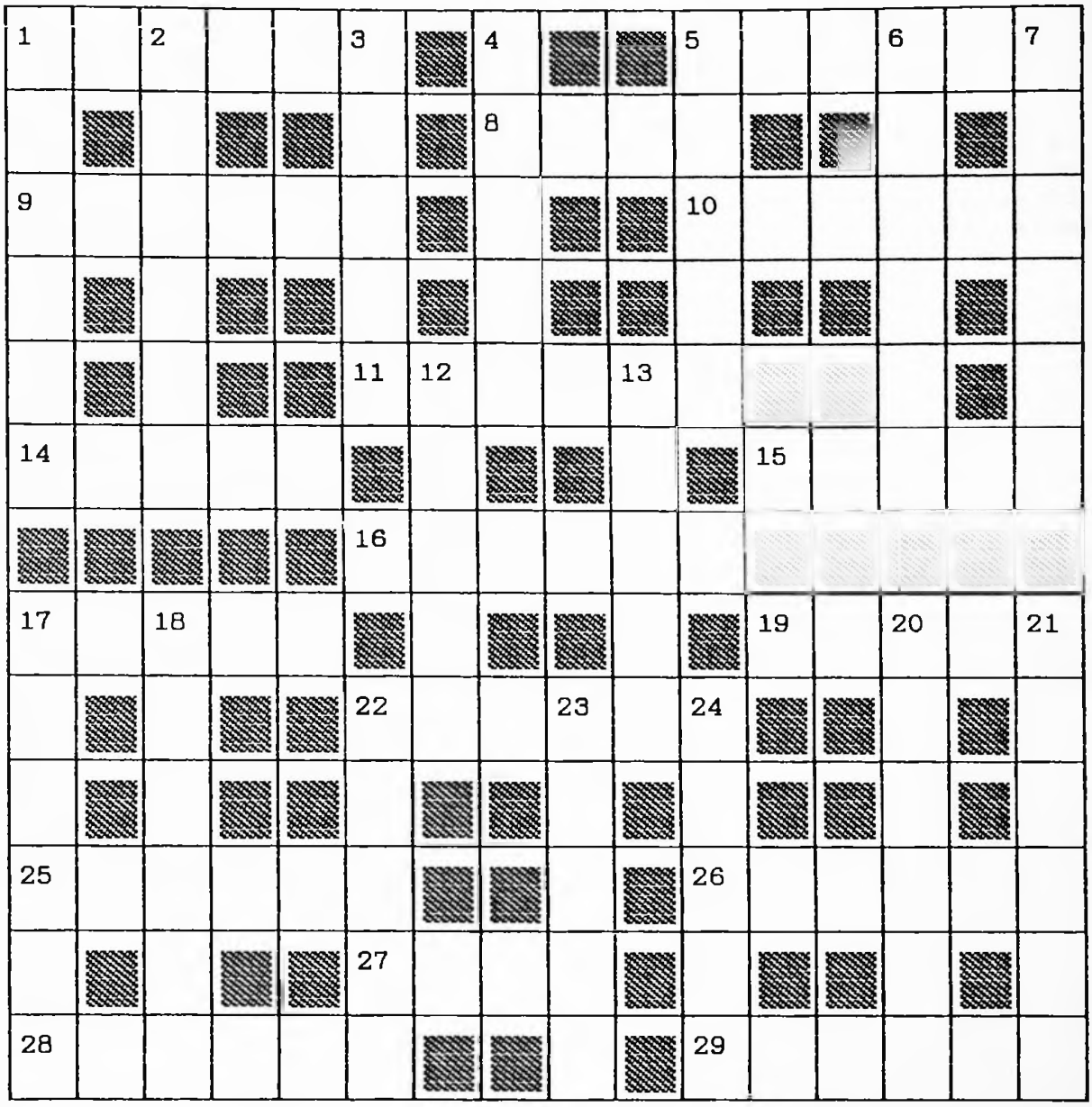

ACROSS

1. A sheepdog
5. A young sheep
8. First name of a female singer
9. An event at Sports week
10. This is when you need a winch
11. What you use when you exert yourself
14. Goes round a corner
15. A type of colander-but much finer
16. You may have a best one,perhaps
17. The members of a "manada"
19. Sweepings from the shearing floor
22. There are four of them in a year
25. The steering wheel on a boat
26. The person who writes a newspaper
27. Your voice rebounding off rocks
28. You can thread it
29. The first stage of animal life before birth

DOWN

1. A common vegetable
2. Where Dad hides his tools
3. A bird of prey-not local
4. What you feel after exercise
5. Like biting your nails
6. A ------ of geese
7. What an infant might do
12. To compel
13. First name of one of the Beatles
17. Fine measurement of wool
18. You might mark mutton or rams with this
20. Part of a handpiece
21. What you might play your records on.
22. There are four in a year.
23. What you eat your pudding with
24. The daughter of one's brother perhaps

ED 01

WHAT'S NEXT

As this is our first edition we would just like to briefly outline our future plans for the paper. We would appreciate any contributions from camp including suggestions for a possible "Homecraft" page which will be geared towards the farmers wives in the first instance.

We would also like to include a letters page through which the views of the farming community can be expressed and discussed. If anyone would like to contribute an article on a specific item of interest to the people in the camp we would be very keen to publish it.

Plans for the future also include contributions from the Veterinary Officer and possibly the Environmental Health Officer.

David West **Marc.R.Alexander**

N.B. THE EDITORS RESERVE THE RIGHT TO ALTER CONTRIBUTIONS WHEN NECESSARY

If you would like copies of the Wool Press sent to an employee or friend not already on our mailing list just fill in the particulars and tear out this slip returning it to our address below;

NAME(S); .....

.....

ADDRESS; .....

.....

OUR ADDRESS ..THE WOOL PRESS.....

..Co ARC.....

..PORT STANLEY.....

AWC 01

STOP PRESS.....

AUSTRALIAN WOOL CORPORATION

CLOSING PRICES 25th. AUGUST 1989:

(Quoted in Australian Cents per kg. clean)

21 micron	1073
22 micron	967
23 micron	887
24 micron	788
25 micron	727
26 micron	668
27 micron	645
28 micron	644
30 micron	568

The Australian dollar stood at approximately $2.05 per £ on 25th. August 1989.

WOOL PRESS

ISSUE 2 OCTOBER 1989

IN THIS ISSUE

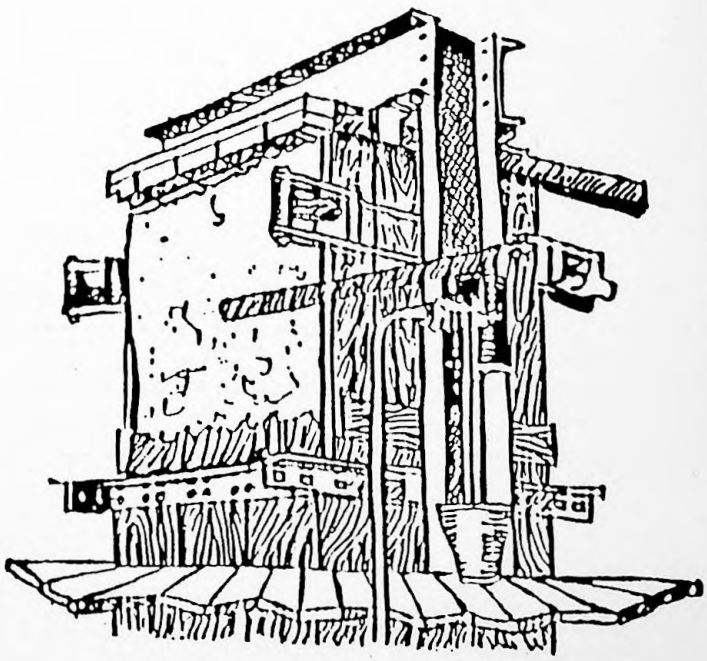

The Wool Press is published by the Agricultural Department

Editors — D. West and M. Alexander

EDITOR'S PAGE

Responses from readers of Wool Press since the first issue have been very positive and encouraging. In the next issue we will have the first article by Mr. Ed Bustin, the Government Environmental Health Officer. Mr. Bustin will be a regular contributor to Wool Press and will use its pages to keep the farming community informed in relation to his work in the islands. The Government Veterinary Officer, Mr. Peter Armitage has also written the first of his monthly contributions for the Wool Press.

We have received the first of the mutton recipes and these appear on the Homecraft page. Our thanks go to Heather Smith and June McPhee for those. Keep the recipes coming in.

We are also looking for articles written by people from camp which may be of interest to the rest of the farming community. We very much look forward to hearing from you.

Marc R. Alexander **David West**

THE EDITORS RESERVE THE RIGHT TO ALTER CONTRIBUTIONS WHEN NECESSARY

If you would like copies of the Wool Press sent to an employee or friend not already on our mailing list just fill in the particulars and tear out this slip returning it to our address below;

NAME(S); .....

.....

ADDRESS; .....

.....

OUR ADDRESS ..THE WOOL PRESS .....

..Co ARC.....

..PORT STANLEY.....

FARMING AND THE GREENHOUSE EFFECT.

Recently there has been much talk of the hole in the ozone layer, global warming and the greenhouse effect. Are we going to see our farms turn to dustbowls? Will we see rows of combine harvesters seven abreast bringing in the grain harvest on Lafonia? Or will the sea rise and cover everything except No Man's Land and the mountains of the West? What does it all mean for the Falklands' farmer?

Predicting what is going to happen in the future is always risky, in this case it isn't helped by the fact that there are so many conflicting reports coming from the varying scientific groups working on the subject. What does seem certain is that there has been an increase in the level of certain gasses in the atmosphere due to man's activities on earth. These gasses are known as greenhouses gasses since they form an insulating layer in the upper atmosphere and act like the glass in a greenhouse. The sun's warmth gets through the layer and warms up the earth but the reflected heat from earth is trapped by this layer and can't escape as easily as it used to do. The outcome is that the world gets warmer. What we don't know, is how fast the build up of these gasses will be or whether other changes will balance out the effect of the gasses. For instance, the increased warmth and increased levels of carbon dioxide (the gas that we breathe out) might cause increased amounts of cloud which will reflect more of the sun's heat back away from earth and prevent the greenhouse warming up.

Another of the greenhouse gasses is methane, produced in large quantities by ruminating cattle and sheep. By my calculation, the Falklands sheep flock produces 5,700 tonnes of methane every year.

If the weather gets warmer, the polar ice caps might start to melt causing the sea level to rise. There is great debate about how much the sea will rise but figures have been produced that suggest anything between eight inches (20cm) and 10 feet (3 metres) in the next 50 to 100 years.

An eight inch rise would mean that waves will be lapping at the FIGAS office at high tides. Ten feet and much of the front lawn of Government House will be underwater. Many of the low tide routes around our shores and across the creeks will no longer be useable and some houses might need to be evacuated or moved.

Predictions on the temperature rise vary too but consensus seems to have been reached that an average rise of about 4-5 degrees Celsius is likely at our latitude. That won't be enough to let us start growing bananas or pineapples but it might make big changes to our system of farming.

over/

The crucial factor will be what happens to the rainfall pattern and here it is impossible for us to make any reasonable prediction at all. Even the largest computers that are working out this sort of thing can't make predictions for an area as small as the Falklands (the whole of Britain, for example, only appears as one data entry). If the rainfall decreases (and it has been suggested that this has already started to happen) then the dust-bowl scenario is possible. If we get an increase in rainfall, then the production of the Islands could increase dramatically. A combination of increased temperature and increased rainfall might allow for greater decomposition of the peat to form a more productive soil.

The climate of the Falklands is greatly influenced by the pattern of winds and sea currents around us. With global warming and a shrinking antarctic ice-cap the pattern may change. We may see a shift in the strength of the prevailing winds in the Islands. A reduction in wind speed would reduce the high summer evaporation rate and,if coupled with a rise in temperature,might make growing arable crops a possibility. We may yet see the combine harvesters!

We are dependant for the moment on a particular set of circumstances which have brought the squid close to the Islands. Their feeding and migration patterns will be more easily influenced than the system of agriculture practiced here. Small changes in sea temperature or changes of current could move more squid into the fishing zone or take them away completely.

Nobody knows for sure what changes, if any, the greenhouse effect will have on the climate of the Falklands but a changing climate will mean more than simply warmer weather and higher tides. Perhaps Tim Miller isn't the only one who is "farming in a greenhouse"!

R.K.BAIN
SEPTEMBER 1989

FALKLAND ISLANDS FARM MANAGEMENT HANDBOOK
AND
STATISTICAL REVIEW

PRODUCTION OF THE HANDBOOK

The handbook has been produced over a period of approximately 18 months from data voluntarily provided by farmers, businesses and FIG Departments. Future editions will be produced on an annual basis by the Agricultural Economist. Contributions and comments with regards to future editions are welcome.

CONTENTS OF THE HANDBOOK

The Handbook is divided into 3 main sections as follows:-

Section 1 - Farm business Physical and Financial Information
- looks at relevant information which affects each farm business's profitability.

Section 2 - General Farm Business Information
- looks at information which affects Farm businesses generally.

Section 3 - Statistical Review of Falklands Agriculture
- an overall view of data for the Falklands.

USE OF THE HANDBOOK

The Handbook has been written first and foremost for farmers, but would also be of use to agricultural advisors, government officials, businesses and people interested in Falklands Agriculture. The information should enable farmers to compare their own farm performance with "STANDARD" figures from farms of similar size.

AVAILABILITY OF THE HANDBOOK

A free copy will be sent to every farm and to businesses which serve agriculture. A copy will also be available in the Library. Further copies will be available from the Department of Agriculture, Stanley, at £5.00 each.

R. HAYDOCK
SEPTEMBER 1989

AGRICULTURAL TRAINING SCHEME

First Aid courses have taken place at Port Howard (2 days), Hill Cove, Roy Cove and Port Stanley, the courses were well supported and all the responses received from course participants indicate that the course was very worthwhile. It was suggested that a similar course should be available next year. Further first aid courses are taking place at Goose Green, Douglas and Port Stephens. The first aid instructor Tom Meade will be preparing a handout for people who attended the course detailing the subjects covered, I will send this on when it is completed.

At the end of August, Lisa Pole-Evans and Russell Evans who are taking part in the one year scheme returned to Stanley for a concentrated week of courses before flying back to their host farms. The week included a trip to Stanley Dairy and courses of First Aid, Computers, Grasses and Soils, Woodwork, Metalwork and Lambing. Many thanks to all those who helped during the week.

Basic and Intermediate Welding courses took place at Fox Bay West during the 5th and 6th September. Bill Pole-Evans the course instructor was impressed by the standard of welding achieved by all course participants, the intermediate course covered vertical welding and some overhead work. Having no more than four trainees for each course, pre-prepared steel and two welding units all contributed to the success of the courses. Unfortunately the Port Stephens course had to be postponed due to poor flying conditions.

Over 70 people have requested places on the Fleece Preparation and Wool Classing Course, at present we only have two instructors for this so we will be giving priority to those who have not classed wool before. Anyone not included in this year's course will be guaranteed a place for next year. By the time this issue is printed dates and venues will be set for this popular course. Suggestions for new courses include generator maintenance, tractor hydraulics and hand piece sharpening and maintenance; all these are being considered.

Any suggestions for new courses and course venues can be sent to either myself or your respective GTO's along with booking fees for future courses.

over/

After a recent lambing course, the following cartoon was created by one of the course participants-the severely stretched lambs have now been put to rest! The identities of the various characters, especially the instructor with the long nose will remain secret!
A full report on the lambing courses will appear in the next issue.

D. WEST.
SEPTEMBER 1989.



WORMING PUPPIES AND KITTENS

You can normally assume that shortly after birth all puppies and kittens have round worms in them. These worms develop rapidly and soon become adults which start shedding eggs in the pup or kittens faeces. There are three round worms involved, in puppies Toxocara canis, in kittens Toxocara cati and Toxascaris leonina in both pups and kittens.

In both pups and kittens a small number of worms will have very little effect on the animal. A moderately heavy infection will leave the pup or kitten looking rather poor in condition, pot bellied and possibly with diarrhoea. A severe infection can kill the host, it may vomit up or pass whole worms in diarrhoea. It is even possible for the worms to totally block the intestine.

Not only can the eggs from the worm infect pups and kittens but they can infect people. When people are infected, two possible conditions can occur, in the first the developing worm migrates through tissues of the body and the second condition is where the larva forms a lesion in the persons eye that may need treatment.

A pup can be infected at birth from the bitch or very shortly afterwards as the bitch contaminates the environment. Not all the eggs develop at once but do so in a staggered procession, over the first six months of life.

As the pup grows older its immunity develops and fewer worms develop till by six months old you are unlikely to have any adult worms in the young dog. For all that, there are still a few worms left, in the bitch, which only partially develop.

When the bitch becomes pregnant, some of these worms resume development, and pass to the pups. Others become adult in the bitch, shedding eggs in her faeces which contaminate the environment where her pups can pick them up.

The system of passing infection from the cat to her kittens is very similar to that of the dog.

A few simple precautions will ensure healthy pups, kittens and people.

Pregnant bitches and cats should be wormed first about two weeks before the expected date of their giving birth. Then while they are with their young they should be wormed every three weeks till the young are weaned and removed.

It is also sensible to clean out the place the bitch or cat gives birth in, with a good disinfectant solution.

It takes over three weeks from the time of infection till the worm is big enough to shed eggs in pups and kittens. So they should first be wormed when they are three weeks old and then the worming should be repeated every three weeks until the cat or dog is six months old and the immunity will stop further development of the worms.

over/

I use Piperazine citrate to kill the adult worms, it is not the most modern drug available but it is still very effective. One tablet will treat an animal of 5 lbs (2.25kg) body weight. An average collie bitch of about 40 lbs (18kg) will need about 8 tablets while the average cat of about 7 lbs (3.25kg) will need about 1.5 (one and a half) tablets. For younger animals use bathroom scales to help you gauge its weight to get the correct dose of tablets.

P. ARMITAGE
SEPTEMBER 1989

SUBDIVISION OF PORT SAN CARLOS

In August the interviews to decide the new owners of Port San Carlos were held at the FIDC offices. The interview board consisted of: Mr M. Summers, Mr R. Haydock and Mr O. Summers representing FIDC and the Agricultural Department respectively and Mr A.T.Blake, Mr P. Short and Mr I. Hansen representing the farming community. The interviews were held over two days and the outcome was as follows:

Mr P. Miller was allocated Cape Dolphin which is 12000 acres and has a balanced flock of 5,371. This represents 16.86% of the Port San Carlos flocks as at end of shearing 1989/90. Port San Carlos Ltd., decided to withold a small section of land (about 17 acres) on the Cape to give to Mrs Cameron because of her long standing association with the islands.

Mr N. Goodwin was allocated the Elephant Beach section which is 13850 acres and has a balanced flock of 4,803. This represents 15.07% of the Port San Carlos flocks as at end of shearing 1989/90. Neil intends to rename the section as Little Creek Farm.

Mr A. Minnell was allocated the Mosside section which is 23550 acres and has a balanced flock of 8193. This represents 25.71% of the Port San Carlos flocks as at end of shearing 1989/90.

Mr T. Anderson was allocated the Smylie's section which is the largest of the units being 28,400 acres and has a balanced flock of 7,328. This represents 23.00% of the Port San Carlos flocks as at completion of shearing 1989/90.

Mr S. Poole was allocated Race Point which is 23,525 acres and has a balanced flock of 6,170. This represents 19.36% of the Port San Carlos flocks as at completion of shearing 1989/90. A small area of land (2 or 3 acres) on the west end of Poloma Beach has been set aside for use by the Scouts as a summer camp.

As with most other sub divisions in the past, the sections will be run as a cooperative for the first year after which time the new owners will be making their own way independently.

The Wool Press would like to take this opportunity to offer the new section-holders our congratulations and to wish them every success for the future.

M. ALEXANDER
SEPTEMBER 1989

WORTH MORE THAN DIAMONDS!

Native rangelands in the Falkland Islands vary with soil and climatic conditions. Differences in grasslands also, reflect variations in topography, soil depth and type, presence or absence of a water table and salinity. The stocking capacities of the various grassland types are affected by a combination of factors:

(1) the condition of the range (be it under or over grazed)
(2) the type of rangeland (whether it be dominated by diddle dee, whitegrass or a cocksfoot reseed), and
(3) its previous use (or abuse).

The previous use of a rangeland (or camp) will determine how it should be utilized in the future. The grasslands of the islands (and that of the world) are a resource even more precious than diamond mines. As a natural resource they are a long term challenge that need to be dealt with care and foresight. And it is a responsibility of us all.

A set of basic rules that can be applied to all extensive grazing systems whether in the Falklands, New Zealand, Australia or upland Britain. These rules are:

* maintain a balance between the carrying capacity and the number of grazing animals.
* Alternate the periods of grazing and rest to maintain the productivity of the range.
* Distribute animals evenly on the range.

Extensive (or come to that matter intensive) pastures should not be overstocked. With heavy grazing the productivity of the range declines. The palatable plants are eaten and killed (e.g. reseed cocksfoot) and are replaced by less palatable and less productive plants (like diddle dee). The presence of weedy plants indicates an overgrazed condition. As overgrazing continues the productivity of the animal declines.

Alternating periods of grazing and rest are essential in allowing the plants time to recover from being repeatedly eaten. The rest period allows the plant to build up food reserves for the winter or summer. This ensures plants are vigorous when conditions for growth are right (October/November), have resistance to disease and insects (although only tussac grass is affected to any large extent in the islands) and the long term benefits of the natural grassland. This is a tradition learnt many years ago, although the periods of grazing and rest can be called into question.

More uniform grazing distribution may be achieved through the judicious use of fence lines in relation to watering sites. This goal has become more attainable with sub-division by reducing the size of farm holdings, thereby providing greater opportunities for sub-division of camps. The agricultural grant scheme (AGS) with subsidies of up to 75% on fencing also provides an impetus to sub-divide camps into smaller units and achieve more even grazing distribution pattern.

over/

The three basic rules above provide a guide line for better management of our native rangelands. Over the next few months we shall enlarge on various aspects of managing this irreplaceable natural resource - Falkland Islands rangelands. - see you next month!

G.M. HOPPE
SEPTEMBER 1989

DEPARTMENT OF AGRICULTURE

The Department of Agriculture, as agreed by Executive Council in August of this year, will integrate the effective agricultural activities of the Agricultural Department, the Agricultural Research Centre and the Falkland Islands Development Corporation into one organisation.

The structure of the new department is shown below and the key posts are briefly explained:-

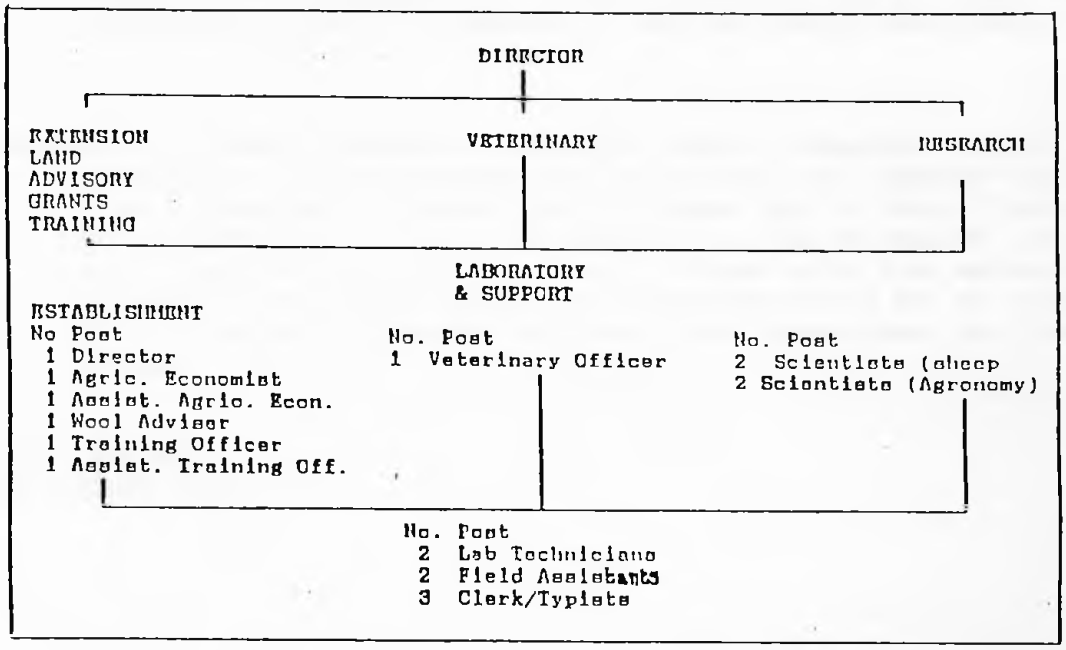

Director - O. Summers - will have overall responsibility for the department, the post will largely be an administrative one although the holder will also deal with some advisory work and land matters including land sub-division.

Agricultural Economist - Vacant - this post is currently under recruitment, the successful applicant will carry out many of the duties currently performed by Rupert Haydock at F.I.D.C.

Wool Adviser - Robert Hall - it is intended that Robert, (one of the present sheep husbandry officers from ARC) will undertake a 6 month training in Australia/New Zealand to fill this post.

Training Officer - David West - co-ordinates the agricultural training programme, he will also be assisting with some of the advisory and grant work.

over/

Veterinary Officer - Peter Armitage - Peter will continue with his present programme of Brucellosis and A.I. as well as providing clinical diagnostic and advisory services.

Research - the research element will consist of a senior scientist (Iain Dickson who will also be Deputy Director) plus three scientists (Gerry Hoppe, David Makin-Taylor and Steve Howlett). It is intended that the research programme will continue along the present lines with the exception of Parasitology which will have been completed to an acceptable level to meet present Falkland farm practises for the time being.

O.W SUMMERS
SEPTEMBER 1989

WOOLPLAN

Last year the South Australian Department of Agriculture, published a revised "Ram Breeder's guide to Woolplan", which makes very interesting reading.

Woolplan is a performance recording scheme designed to help Merino stud breeders select the "best" animals in a flock, by producing a Selection Index for the breeder's chosen objectives.

Selection Index Value	=	Genetic Scaling Factor	x	Merit Predictor	x	Relative Economic Value.

Despite being calculated for Australia and therefore including the sale of hoggets, their Relative Economic Values (R.E.V.) interested me most. The R.E.V. of a trait being the number of times the trait is expressed during the animal's lifetime * (price - cost). This is what they calculated:

R.E.V. per ewe lifetime

Clean fleece weight	$49.67 per 1 kg increase.
Fibre diameter	$9.12 per 1 micron decrease.
Reproductive rate	$84.29 per extra 1 lamb weaned per ewe.
Hogget body weight	$0.72 per 1 kg increase.
Mature body weight	$0.11 per 1 kg increase.

They then put these values into perspective by using them to calculate additional financial return per ewe lifetime. If a 10% gain were made in each trait individually, then using the values above, the Australian farming system would obtain the following return:

Return $ per ewe lifetime

10% increase in fleece weight	= $17.40.
10% decrease in fibre diameter	= $20.98.
10% increase in reproductive rate	= $ 6.56.
10% increase in hogget body weight	= $ 3.46.
10% increase in mature body weight	= $ 0.55.

These values cannot be applied directly to the Falklands however, they do emphasise the importance of both fibre diameter and fleece weight. The figures also demonstrate the great value attached to additional lambs weaned. As lambing approaches, this last value is worth noting, as the benefit need not come only from breeding.

At present we are looking at ways of correlating the above information in relation to Falkland Island situations, however this will take many seasons to complete.

R.H.B. Hall
SEPTEMBER 1989

HOMECRAFT

PINEAPPLE MEAT LOAF

Ingredients

3 cups cold mutton (minced)
Slices of Pineapple
1 onion (minced)
1/4 teaspoon dry mustard
1 cup soft breadcrumbs
1/2 cup pineapple juice
salt & pepper to taste
1 oz butter
1 tablespoon brown sugar
3 slices of ham (minced)
(I use bacon or chopped ham if no ham)
1 egg

Method

Melt butter in bottom of a loaf tin (I use a pyrex dish) cover the bottom with pineapple slices. Sprinkle with brown sugar - Mix together cold meat, onion, ham, dry mustard, soft breadcrumbs, egg, pineapple juice, salt and pepper. Pack into tin on top of pineapple slices and bake in a very moderate oven for 30 mins. Unmould and serve hot or cold. A good meal for 6.

June McPhee

STUFFED RIBS

Carefully cut meat away from bone making like a sack. Mix up a packet or two of stuffing and fill the sack and secure with chicken pins. Roast for a couple of hours. These ribs can be served hot with veg, but are really nice cold with salad.

Heather Smith

CHILDREN'S PAGE

This month's children's page features another competition. This one is a word search game. Hidden in the box are all the words which appear on the right-hand side and all you have to do is put a ring around the words that you find in the box. When you have found all the words, cut out the box and send it to:-

Janet Robertson
FIDC
Port Stanley

The prize this month is a £5 gift voucher from Reflections kindly donated by them.

We have to offer an apology to all of you who tried to do the crossword in vain last month. Due to an error in proof-reading, we missed out one of the clues. As we had only a couple of correct entries, we decided to let the closing date for last month's competition run on to the 26th October which is the same closing date for this month's competition.

If any of you have suggestions for things you would like to see on your page or ideas on how to improve it then please write to me at FIDC. See you next month with all the details of the two competitions.

J. ROBERTSON
SEPTEMBER 1989

THE MISSING CLUE IS:- 22 DOWN, A PEBBLY OR STONEY SLOPE

CHILDREN'S PAGE

Can you unjumble these different breeds of sheep?

RWPAHLTO _____
LCDRERIOEA _____
SHNERY MMOAR _____
NORIME _____
RENEDPELA _____
DREROB CEITSERLE _____
CLONNIL _____
VITOHEC _____

Each word on the left has some connection with a word on the right. Can you join them with arrows?

1		2	
flock	pups	kitten	bear
herd	dolphins	cygnet	elephant
gaggle	cattle	maggot	zebra
swarm	horses	pup	swan
litter	fish	chick	cat
troop	geese	calf	fly
school	bees	cub	hen
shoal	sheep	foal	seal

WORD SEARCH

B	S	M	T	O	T	T	E	S	U	O	H	T	A	E	M	I
W	T	W	T	I	A	G	I	T	S	H	E	H	O	O	F	N
H	I	L	M	O	M	F	M	O	T	O	R	B	I	K	E	H
E	C	W	A	M	E	I	G	I	H	R	U	H	C	E	N	K
E	C	G	E	E	L	E	T	N	W	S	B	E	O	N	C	G
L	O	A	B	K	A	Y	R	O	M	E	B	N	W	E	I	F
B	H	R	C	R	T	F	I	A	C	S	I	N	K	L	N	A
A	E	A	O	S	R	D	R	K	K	L	S	E	T	A	G	M
[illegible]	[illegible]	G	R	A	A	S	P	A	D	E	H	R	S	H	T	R
R	H	E	R	R	C	O	W	S	H	E	D	K	O	I	H	A
O	O	L	A	L	T	R	A	I	L	E	R	I	S	A	T	L
W	U	T	L	D	O	G	S	O	L	L	U	B	H	T	H	E
I	S	B	L	H	R	N	O	T	T	U	M	T	E	P	E	N
C	E	T	B	H	I	W	A	T	I	A	I	T	A	A	K	N
Y	G	G	A	R	D	E	N	D	L	I	F	L	P	O	M	O
E	C	R	T	B	N	U	P	O	A	L	E	N	N	E	K	C
K	H	E	N	N	L	W	S	H	H	N	S	F	R	R	A	C
R	I	E	I	J	K	E	M	S	Q	U	A	O	N	W	T	M
U	T	N	W	I	R	E	N	U	L	L	I	M	D	N	I	W
T	W	S	T	O	V	E	E	L	D	D	A	S	R	O	C	T

Beam
Beef
Corral
Cow
Cowshed
Dog
Fencing
Garage
Garden
Gates
Greens
Hen
Henhouse
Hoe
Hoof
Horses
Kennel
Lambs
Manada
McConnel Arm
Meathouse
Milk Can
Motorbike
Mutton
Palenque
Pen
Rake
Radio
Ram
Rubbish Drum
Saddle
Sink
Spade
Stable
Stove
Tractor
Trailer
Turkey
Wheelbarrow
Windmill
Wire
Wool

J. ROBERTSON
SEPTEMBER 1989

STOP PRESS - - - - -

FALKLAND ISLANDS FARM ACCOUNT BOOKS

Book 1 - PAYMENTS AND RECEIPTS

Book 2 - LIVESTOCK AND WOOL RECORDS

Book 3 - GROSS MARGINS, PROFIT AND LOSS AND BALANCE SHEET

A free copy of book 2 will be distributed to all farms in mid October 1989.

All books are available from FIDC at £2.00 each.

WOOL PRESS

ISSUE 3 NOVEMBER 1989

IN THIS ISSUE

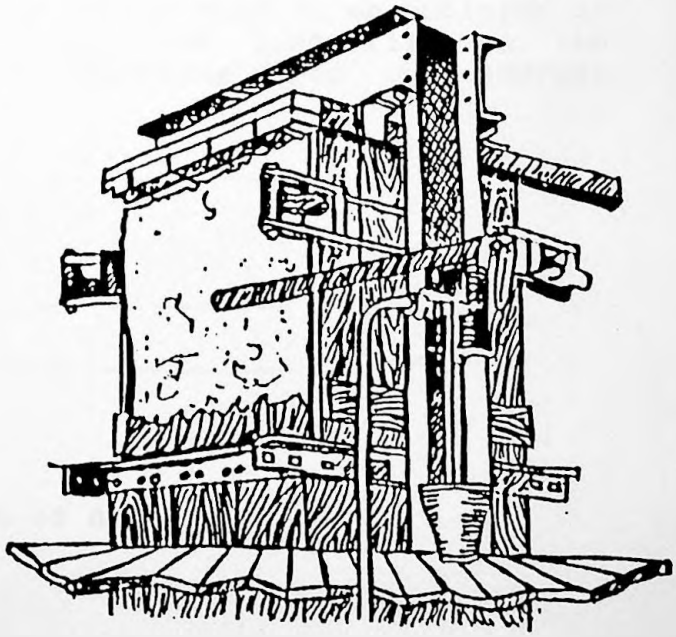

The Wool Press is published by the Agricultural Department

Editors — D. West and M. Alexander

EDITOR'S PAGE

The main event of the last month has obviously been the General Election and we offer our congratulations to the four successful candidates for the camp.

With the start of the shearing season we have received a very relevant article from Nigel Knight which is to be published in two parts during November and December.

Janet Robertson's account of the Dog-trials and subsequent merry-making can be found in this issue as can the results (at long last!) of the first crossword competition.

Ailsa Heathman has sent us a couple of recipes for which we thank her and they appear on this month's Homecraft page.

As always we are delighted to receive articles from camp be they a few lines or a page or more. Please feel free to express your opinions on any agriculturally related subject or suggestions as to how we can improve the Woolpress itself.

In the next issue we hope to publish a diary of notable social events taking place over the Christmas period so if there is something going on in your area then please write to us and we will include it.

MARC.R.ALEXANDER **DAVID WEST**

If you would like copies of the Wool Press sent to an employee or friend not already on our mailing list just fill in the particulars and tear out this slip returning it to our address below;

NAME(S); _____

_____

ADDRESS; _____

_____

OUR ADDRESS THE WOOL PRESS

c/o The Department of Agriculture

PORT STANLEY

LETTERS PAGE

The Editors
The Woolpress.

Dear Marc & David,

Many thanks for your letter following my election to LegCo. First of all, congratulations on successfully re-establishing The Woolpress. The world of publishing in The Falklands seems to be on an upturn!

You ask about my policy as regards agriculture. To put it very concisely, it will be to promote the well-being of the industry **and the people involved in it** in every way I am able to. I shall continue to support the ARC and the Agricultural Grant Scheme. Overall A.I. has been a remarkable success and congratulations are due to Peter Armitage for his skill. The changes in the Falklands agricultural world in the last ten years have really all been for the good even though they have been radical and far reaching. I would hope to see the momentum continue. However, the next big step, which you may have realised I support passionately, is the rapid and comprehensive construction of a camp road system and a ferry to West Falkland. We are probably the only country in the world that does not owe any money to anyone. I am prepared to see us lose that doubtful honour if it is necessary for us to borrow to get our road system, I repeat, as I have many times, that no country on this earth has **EVER** developed without an efficient overland transport system and we are not going to be the exception. An all weather road link to our capital and the rest of the islands is essential to the next stage of agricultural development.

I have been asked to chair the Agricultural Advisory Committee too and so would much appreciate hearing from anyone in the industry who has any point to make or view to express.

Yours sincerely,
W.R.Luxton

OPEN SEASON FOR WORMS!

October is the month when the weather really starts to warm up, the grass is growing again, the sheep begin to replace a bit of the weight lost over the winter and lambing commences. This year we've had a fairly mild winter and the spring has been relatively kind to us. All is right with the world - or is it?

October is the month when the weather really starts to warm up, the parasite eggs hatch and the worms come swarming up the grass to lie in wait to be eaten by unsuspecting sheep.

November is the month to think about the scale of the worm problem in your sheep. This year, the number of larval worms (the stage that the sheep eat) will be higher than if we'd had a very cold winter or a cold, dry spring.

The two classes of stock to keep an eye on over the next few weeks are the hoggs and the ewes. The older sheep will have become immune to the effects of the worms so in general it is the young sheep that you have to worry about. The exception to this rule is the ewes. Just after lambing, their immunity is reduced and they can build up a reasonable burden of worms. This is nature's way of ensuring that there is a source of infection for the lambs when they start to graze later in the summer.

You will be seeing your hoggs when they come in for shearing this month. Have a good look at them. Are some of them scouring? Are they thinner than you would normally expect? Do they have more dags than normal? If the answer to all these questions is "yes", consider worming them as you turn them out after shearing. Whether you worm them or not, try not to put them back onto the camp they were on last winter.

Go out and have a look at your ewes. They will have their highest number of worms about six weeks after lambing. Ask the same questions as posed with the hoggs. If the answers are all "yes", it might be worth worming them at marking, if marking is in December. If marking is at weaning in January or February, forget about worming them, it will be too late to do any good.

Deciding whether to worm your sheep has to be a decision based on your own experience of what sort of condition you would expect them to be in at this time of year. Remember, you cannot see the worms, only the effect that they have on the sheep.

In the Falklands, the summer is the worm's biggest enemy. It becomes too dry for most of them to survive but some will live on in the damper areas of the camps. Use the summer to allow the worm numbers to decline. Leave the hogg wintering camp empty for as long as possible or graze it with wethers over the summer. Also think about putting the weaned hoggs somewhere else next winter so that they are not on the camp that was contaminated by their predecessors this year.

Now is the time to think about the worms in your sheep. The worm-hunting season is officially open.

R.K.BAIN
OCTOBER 1989

AGRICULTURAL TRAINING SCHEME

Lambing courses have taken place at Stanley, Douglas, Hill Cove, Dunbar and Port Howard. Reports from these courses indicate that the practical nature of the course was greatly appreciated and many of the participants requested a repeat of the course next year to act as a refresher prior to the lambing season. Other courses run include an introduction to Dog Trialing course. First Aid courses have finished for this year and the instructor Tom Meade has now left the islands. Before he left he asked if I could pass on his thanks to all those who took part in his courses and for the excellent hospitality he received around the Islands.

As I write this, the Wool Handling & Classing courses are taking place and in a very busy schedule, Dennis Middleton will be instructing at Port Howard, Hill Cove, Goose Green, Walker Creek, Shallow Harbour, Port Stephens and North Arm. I would like to take this opportunity to apologise to all at Roy Cove who were expecting Dennis on October 13th. Nicholas Pitaluga will be covering North East Falkland with courses at Port Sussex, Wreck Point, Green Patch, San Carlos and Estancia. Many thanks to both these experienced classers for their commitment to the training programme and to FIC general manager Terry Spruce for allowing us to use Dennis during this busy period.

The shearing season is fast approaching and by the time this issue is printed several courses will have taken place. At a meeting at Fitzroy the shearing instructors decided that they would offer two courses:

1. Beginners course - a two day course, 2 trainees per instructor

2. Intermediate course - a one or two day course, 4 trainees per instructor concentrating on improving technique and handpiece adjustment and sharpening.

Courses are currently arranged at Estancia, Fitzroy, Port Howard and Hill Cove and any farmers wishing to join a course and who are not on the current list should contact their GTO's now. We are arranging for a shearing standard scheme to be established further details of which will be included in next months edition along with details for entry. Whilst on the subject of shearing I thought I would finish with this highly appropriate cartoon I discovered on the wall at the Department of Agriculture.

over/

"I thought you said you'd done this before"

D.WEST
OCTOBER 1989

PEDIGREES

With increasing interest in sheep breeding in the islands, it is worth noting that the word pedigree is sometimes totally misused.

A pedigree is a detailed statement of ancestors for an animal, be it a sheep, a horse or a cat. This indicates that a good record of parentage is being kept, which is an excellent and necessary breeding policy. Any further deductions without seeing the document are wrong. Pedigree does not necessarily equal quality. A ram called Wirewool and Unruly descended from Kemp the Great, may indeed have a pedigree!!

Quality assessment of a pedigree can only be done by examining the document itself and noting the "quality" of all the ancestors; especially the most recent.

The value of a pedigree is as an aid to selection; to complement visual assessment and available performance and progeny records. Pedigrees are also valuable in calculating rates of inbreeding, checking breed purity and for tracing specific ancestors.

In short, a pedigree animal may or may not be your idea of quality!

R.H.B. HALL
OCTOBER 1989

Psst! WANT A PUREBRED FLOCK?

The enthusiasm with which farmers took up the offer of Artificial Insemination to bring in new blood and better wool, is proof of an abiding interest in breeding. Peter Armitage is reporting good results on average although clearly some individuals are having greater success than others. All the signs are that there will be a repeat programme this autumn.

Another technique that could be employed is embryo transfer (ET). The embryos could be either imported or obtained from local donor ewes by special treatment. In both cases the ova have to be implanted into recipient (foster) ewes whose cycles are at just the right stage. The tasks of collecting ova and implanting them call for the services of a veterinary surgeon (or team) with special training. AI is expensive but ET would be very much more so.

In a few years time some-one is going to get up and say "the guys who are interested in AI and ET have had a good run - why don't we let them do their own thing now, and devote the funds to another equally worthy project next year." What then? Can we get ourselves into a position where we can say "Thanks, we've got what we needed, go ahead" ? I think we can.

It seems to me that we have the opportunity to build up stud flocks of purebred Polwarths and Corriedales by importing embryos on a large scale for two seasons. It would cost a fortune to import sufficient adult fenales to form a foundation stock but it can be done relatively cheaply by ET. To build up a single stud flock of 60 females would probably require ET on a hundred ewes in each of two seasons. They would be the key to the future. If grant-aid for AI was ever stopped, it is for these females that the extra cost would be most easily justified. It is most unlikely that anyone would want to pay for his own ET service.

Underlying this whole discussion are two important questions

1. how much better will my income from wool be as a result of using imported semen?
2. how much will my neighbour be prepared to pay me for a purebred sire?

The first question may well be the subject of some future item. For the time being my comment is that what counts is total income from the farm i.e. the number of sheep, times the average fleece weight, times the average price per kilo. All three figures are important.

The second is much more difficult to deal with. It would be reasonable to assume that the quality of the sheep providing the imported embryos will be as good as of those providing the imported semen. On that basis the purebred studs created here would be as capable of improving overall flock productivity as imported semen. The cost of that semen, inflated by the withdrawal of grant, would underpin the price of the purebred rams. Furthermore, a better road system would open up a whole new ball-game in terms of the accessibility of livestock on other farms.

over/

All theory? Not quite! The subject was raised at the most recent meeting of the Agricultural Advisory Committee. All that was decided was to ask a UK company about the likely cost of bringing a team here to do ET. When we know that information the discussion will really begin. Meantime, if you have any views on the subject, give one of us a call, write a few lines or speak to a farmer member of AAC.

IAIN DICKSON
OCTOBER 1989

THE SIGNIFICANCE OF RESEARCH FOR AGRICULTURAL DEVELOPMENT

Value of research

The efficient application of agricultural research is one of the primary means for accelerating the rate of agricultural development. Thus no country can afford to neglect it. It is the task of an advisory/extension service to encourage the application of research, whether in grassland, sheep, wool, business management or marketing. Without a steady flow of results from their research colleagues, extension workers eventually find themselves with no news to pass on.

The future of agricultural development depends, to a large extent, on getting the correct priorities in a research programme and upon the amount of financial resources which governments and other public bodies are prepared to invest. Priorities must be set because:-

(a) The problems encountered and the need for new breakthroughs are practically unlimited, yet both the human and financial resources that can be applied are generally limited.

(b) There is usually a snowball effect i.e. solving one problem often reveals new problems.

No matter how large or small the financial and human resources that are being invested in agricultural research, there is the need for a sound formulation of objectives; reliable methods of evaluation of research; and for careful selection of priorities. These problems have to be faced not only with regard to the overall objectives for agricultural research but to each individual project undertaken. The resources must be devoted to subject areas that will give the greatest social and economic returns.

It is unrealistic, however, to expect that adequate financial support for agricultural research will be forthcoming on the basis of "faith in science". The planning and programming of agricultural research must be rationalised. To a large extent funding for research is dependent upon the expectation of answers that will lead to socially desirable results.

The Agricultural Advisory Committee (AAC)

In recent years an increasing awareness of the problems and the importance of planning and programming agricultural research has become apparent. As the sole provider of resources, FIG created the AAC to assist ExCo in maintaining effective control of agricultural research.

The AAC is composed of representatives of the agricultural community of the islands and is charged with advising on research policy, ensuring that it is orientated towards the needs of the community and that its results are made available.

over/

Unification of Agricultural Services

You are aware that a new Department of Agriculture was created in August last by the integration of the agricultural activities of the Agricultural Department, the Agricultural Research Centre and the Falkland Islands Development Corporation. The unification did not come about out of the necessity to be more efficient and cut costs, but rather to provide an integrated service for the farming community and public sector - which was already receiving an efficient service albeit in a fragmented form. This was a major step towards ensuring effective long and short term planning of research, problem-oriented research and effective distribution of the results through an extension branch.

Research Planning

Any agricultural research programme, even though based on the needs of the country as a whole and geared to solving problems of the farming community, cannot confine itself exclusively to funding short term solutions to pressing problems, but must be also concerned with the long term programme of research. Not only must it foresee the problems that may arise as a result of economic or biological developments but it must also pioneer new developments and open up new horizons. In other words it must not only work for the future, but have a hand in shaping the future. Long term research requires stability and continuity from both the financial and human resource sectors. The research worker needs time and peace of mind, and - the most important and more often than not the most critical - authorities who show an understanding of the issues involved and patience in awaiting results.

The solution of agricultural problems usually requires many years, with one stage leading to another, and the economic benefits are not normally evident for a number of years. This should not be an excuse for short sightedness in research funding. Unexpected developments or setbacks cannot be used as an excuse for neglecting either short or, especially, long term research planning. The conclusion to be drawn is that long term research must be periodically reviewed and updated in accordance with changing circumstances, economic and social. At this point it must be mentioned that there is the possibility that the original judgement was faulty and a wrong decision taken. Periodic revision is important so as to avoid monetary and time losses.

A prerequisite for the planning of long term agricultural research is a detailed study of potential economic and technological developments in the national and international field at least a few years ahead. This study cannot be the responsibility of the individual research worker, but should be carried out by an appropriate research/advisory unit. The AAC gets valuable advice in this sphere from its scientific advisory group whose members are Prof Ian Cunningham, an eminent agriculturalist and shepherd's son, Dr David Walton, a botanist and Department head in BAS and Miss Janet Riley, a statistician. (Prof Cunningham is an **ex officio** member of AAC). It is their role to ensure that the research is carefully chosen, relevant, takes account of recent findings and is technically sound. Close contact between the group and the researchers is necessary to ensure that the system works effectively.

Your Role

How can you assist in the above? Speak out on agricultural policy, research orientation, services provided. You may think you are only one voice but, together with others, will be a force to be listened to and acted upon.

For your information the AAC comittee is currently composed of the following members:

The Hon.W.R.Luxton	Chairman
The Hon.W.R.Luxton	Farming member of FIDC Board
Raymond Evans	Farming member of Falkland Farmers Board of Directors
Nigel A.Knight	Farmer's Association
Ian Hansen	Farmer's Association
Brook Hardcastle	Sheep Owner's Association

Officio member's (with no voting rights):

Mike Summers	FIDC representative
Owen Summers	Head of Department of Agriculture
Iain Dickson	Head of Research, Dept. of Agric.
Gerard Hoppé	Secretary

G.M.HOPPÉ
OCTOBER 1989

FLEECE CHARACTERISTICS & WOOL TESTING

In the same fleece, Diversity of wool
Grows intermingled, and exites the care of
curious skill, to sort the sev´ral kinds.

"The Fleece," John Dyer (1757)

For the growing number of us actively engaged in selling our own wool pre-sale testing seems to have become more and more important.

In order for us to understand why certain tests are carried out, it is important to examine the attributes of the product we are selling, and to try and find out why some are more important than others. We can then make efforts to remedy faults where possible and enhance benefits, so increasing the value of the product produced.

FLEECE CHARACTERISTICS:

These can be divided into two groups;

A) Desirable properties, that the buyer looks for when buying wool.
B) Undesirable properties, that the buyer has to make allowances for when buying wool.

Positive Characters:

1) Yield: One of the most important factors is the actual amount of clean wool present in a fleece. This is usually expressed as a percentage of the original (greasy) weight.

2) Condition: (moisture content); The weight of a fleece can vary considerably according to the amount of water it has taken up from the atmosphere. Wool can absorb up to 35% of water before feeling damp, this is of course one of wools main properties. However the standard weight of water contained has been set at 16%.

3) Fibre Diameter: Wool sorting is based on fineness of fibre, and this is considered to be the soundest basis on which wool and top qualities can be classified.

4) Length: Fibre length is important as the length largely determines whether the wool will be processed on the woollen or worsted systems.

5) Crimp: Refers to the wave effect in the wool fibre. Usually the finer wools show the most crimp, this is because there is a relationship between the crimps per inch and the fibre diameter.

6) Density: Although not so important to the buyer, this is very important to the grower. It refers to the closeness or compactness of the fibres and is often defined as the number of fibres per unit area of skin.

Negative Characters:

1) Lack of Uniformity: Large variations in fibre diameter throughout the fleece i.e. fine neck coarse britch. Can be greatly improved by selection for uniformity. Large variations in individual fibre diameters caused by seasonal variations, poor nutrition, stress to animals.

2) Kemp and Hairiness: Amounts of these fibres in the fleece are a bad fault, as they are coarse, brittle and by their nature medulated (having a central core or medulla) as opposed to wool fibres which are normally non-medulated. Kemps also take dyes differently.

3) Pigment: Another bad fault is the occurence of naturally coloured (black or brown) wool in patches on the body or even as individual fibres in the fleece. This is a fault because the wool cannot be used for a pale shade or for white garments, and could lead to the whole fleece being rejected.

4) Vegetable Fault: Vegetable matter cannot normally be scoured out, and so increases processing problems. It also reduces yield.

5) Tenderness: This is another serious fault becuase it causes increased fibre breakage during processing. Seasonal changes such as shorter days cause the wool to grow finer in winter, if the animals are also on poor food the fibre will narrow even further. The addition of stress at this time can cause a 'break' visible as a line in the fleece.

WOOL TESTING

Until the 1970's the familiar basis for determining wool quality was the Bradford 'Count' system. The basis for this system is that the number, or count is supposed to represent the number of hanks, each 560 yards long that can be spun from one pound of a particular wool. So wool with a Bradford count of 60 should spin 60 x 560 yd hanks from a pound of this wool.

Unfortunately the Bradford count system was an expression of various qualities of wool i.e. fibre diameter, length, crimp and yield and relied upon the limitations of human hand and eye for estimation. Actual testing using this method proved to be very difficult and it was found that visual appraisal differed from actual yields by as much as 9%, and prices obtained at Auctions did not represent the true value of the wool. Therefore objective measurement was introduced in an effort to test the various fleece characteristics accurately.

N.A. KNIGHT
OCTOBER 1989

* In the second half of this article which will be printed next month, various methods of testing will be covered.

WOOL STATISTICS, 1988 - 89

This article is extracted from **Wool Statistics, 1988-89** published by The Economic Affairs Division of The Commonwealth Secretariat together with The International Wool Textile Organisation and The International Wool Study Group.

World Wool Supplies

World Wool Supplies have been estimated at 1.94 million tonnes clean; the third highest level in recent years. This compares with the record of 1.97 million tonnes achieved in 1986/87.

World Wool Clip

World sheep numbers are currently running at 1114 million head producing a total clip of 1.87 million tonnes clean. Australia is by far the largest producer accounting for 40% of world output and is the main supplier of apparel wool. Its sheep population is currently running at 160 million head with an average clip weight of 4.68kg.

The pie chart below represents world production of raw wool. The Commonwealth production, including the Falkland Islands, is shown in the bar graph overleaf.

WORLD PRODUCTION OF RAW WOOL

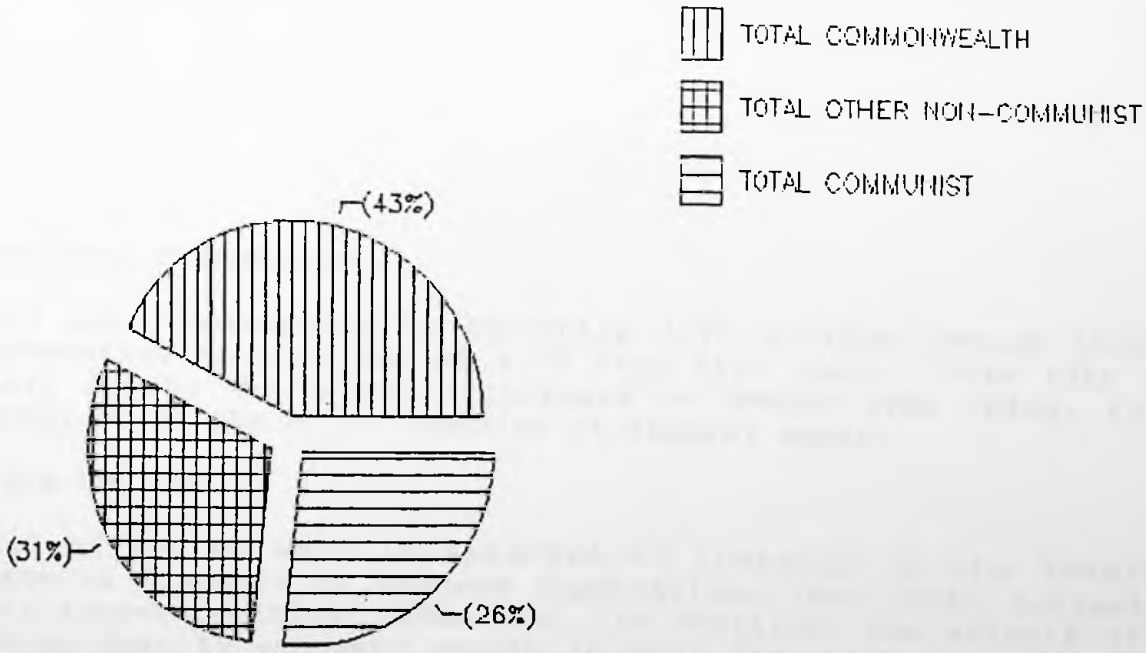

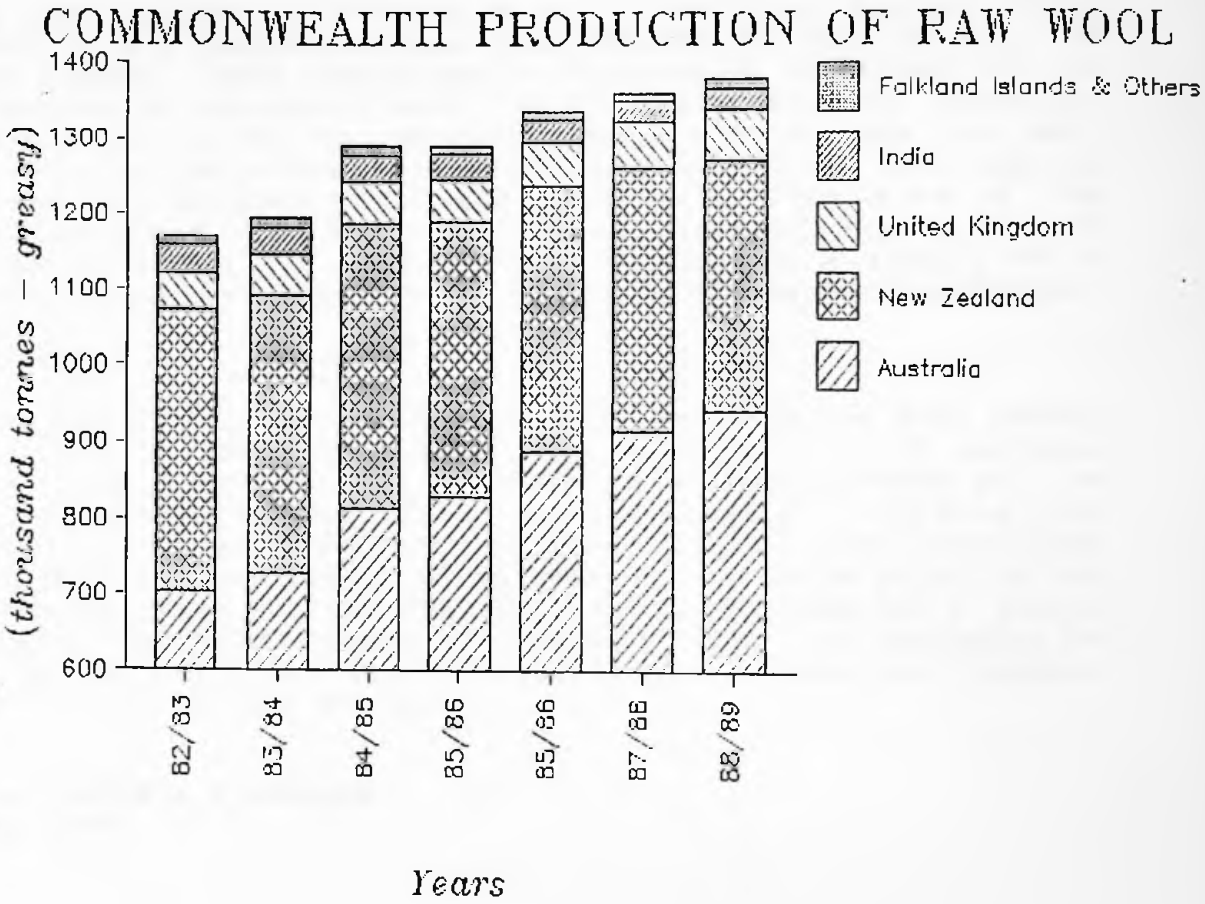

World Wool Consumption

World wool consumption is currently 1.77 million tonnes clean, representing an increase of 1.7% from last year. This rise is mainly due to the dramatic increase in demand from China, this country being the major importer of apparel wools.

Future Outlook

Availability of wool is expected to increase in the 1989/90 season as a result of reduced importations into China following their recent political upheavals. In addition, the effects of a slowing down in economic growth in wool importing countries and the increased substitution of wool by synthetics will also increase the availability of wool.

Future Supply

Future wool supply is estimated at 2.3 million tonnes clean compared to a 5 season average from 1983/84 to 1987/88 of 1.94 million tonnes. This represents a figure much in excess of the requirements of the world wool textile manufacturing industry. This situation is due to improved economic conditions for wool production in the major wool producing countries encouraging producers to increase their sheep numbers. The size of the Australian flock also has a major influence of supply and is expected to reach 170 million next season as a result of a reduction in numbers slaughtered and improved weather conditions.

Future Demand

The OECD has estimated the rate of real growth in the wool market will be 3.3% in 1989 and 2.8% in 1990 compared to 4.5% achieved in 1988. One effect of this reduction in economic growth will be a reduced demand for wool by the textile industry. This in turn will exert a downward pressure on wool prices. The Australian Wool Corporation has responded by setting a minimum price of 870 cents per kg clean for the 1989/90 season, representing a figure 2.5% less than last season's closing price. An increase in market support will be required entailing a substantial increase in the Australian wool stockpile.

D.MAKIN-TAYLOR & R.HAYDOCK
OCTOBER 1989

OVINE BRUCELLOSIS

The organism causing Ovine Brucellosis is called Brucella ovis, is a member of the family Brucella. A Brucella organism was first isolated in 1887 by Dr Bruce in Malta. The organism he isolated was Brucella melitensis which caused Malta Fever, killing many of the British service men in the Mediterranean up to the turn of the century.

Brucella melitensis is specific to goats as Brucella abortus is specific to cattle, Brucella suis is to pigs and Brucella canis is to dogs. All these organisms are zoonotic, that is they can infect people as well as their normal host species. Brucella ovis is one of the few Brucella that do not infect people.

Brucella ovis was first realised as a specific disease condition in sheep in New Zealand and Australia in the early 1950's. It was then recognised on the Falkland Islands by Mr Davies in 1971.

Mr Whitley made a survey in 1978 when he found about 4% of the rams he tested to be infected. Subsequently the Sheep Owners Association agreed to finance a voluntary eradication programme throughout the islands.

Over the next summer seasons a testing and eradication programme was carried out by Mr Whitley and subsequently by Mr Lampard. By the 1985 to 86 season it appears that West Falkland was clear of the disease as were the small islands. On East Falkland a number of farms have persisted in producing reactors to the tests for Brucella ovis.

Brucella ovis is normally sexually transmitted in sheep affecting their sexual organs resulting in infertility. In ewes Brucella ovis infection is a temporary infection lasting several months which is generally spread at service, but when the ewe next comes into oestrus she may be infective to subsequent rams. In the next breeding season they should bear a lamb normally.

In the ram, infection is permanent rendering the ram infertile. On infection with Brucella ovis the bacteria spreads throughout the body then localises in the sexual organs particularly the cord (the Epididymis) above the testicle in the scrotum. The cord becomes inflamed, little abscesses form in it and the cord remains permanently thickened. The thick cord can be felt if the scrotum is palpated when blood samples are taken. The testicle may not be affected, so hormones are still produced which make the ram sexually active and capable of spreading the disease. The damage to the cord prevents the sperm being released but allows bacteria to be released in the semen.

Rams are normally infected in one of two ways, either by serving an infected ewe or by homosexual activities among the rams. The ewe may be served several times in one oestrus by different rams which allows the infection to spread, or because she is temporarily incapable of conceiving by different rams in subsequent oestruses. The ewe is very seldom the source of infection from one season to the next as she is generally immune by the next breeding season.

over/

The other method of transmission is by homosexual activity among the rams. This is particularly common in late summer before the rams are put in with the ewes, as they become sexually active. Older infected infertile rams infect younger rams joining the ram flock. The infected rams are the usual cause of the infection persisting in a flock from year to year.

In many flocks the level of infection present is enough to reduce the lambing percentage as the numbers of rams are kept to a minimum either through there being insufficient rams for the job or because some ewes are rendered temporarily infertile when in with the rams.

Ovine Brucellosis has been dealt with by two different approaches. One method is to call all the rams and replace either with bought-in clean stock or by using ram hoggs which have never been with adult rams.

The other method more commonly used is by a test and eradication policy. The test and eradication system is the one used here.

Blood is collected from the jugular vein of each ram, at the same time each testicle is palpated for any abnormalities of size, shape or consistency. Brucella ovis is not the only condition that will be picked up by a scrotal examination such as other infections and physical damage from fighting. Each ram is identified with a tag and each tube numbered so it can be followed through all the laboratory work.

In the laboratory we do a Complement Fixation Test which uses very small amounts of serum from the blood. The Complement Fixation Test is very sensitive to any infection of Brucella ovis in the ram. The test will pick up the first signs of infection in a ram two to four weeks after infection. The infected ram can be removed and slaughtered to prevent any risk of spread.

Farms are clear of infection of Brucella ovis when they pass two consecutive tests where no reactors are found in the flock.
This summer I am hoping to get out to most farms to test their rams to see there has been no change in the status of the flock. Many farms have not been tested since before the War or since they were subdivided. Hopefully this year we will find less positives than ever before.

P.W. ARMITAGE
OCTOBER 1989

DOG HANDLER'S ASSOCIATION TRIALS

This year the annual trials and the social upheaval which accompanies them were held at Port Howard on the 21st and 22nd of September. This allowed all concerned to have two days of rest and recovery before Monday morning had to be faced again.

People trickled in from all directions on Thursday: two plane loads arrived in the morning with people from town; the Hill Cove crowd bumped their way down arriving complete with lambs in the evening while the Port Stephens and Fox Bay members swayed their way up from down south and would have arrived in their usual jolly state if an accident on the Harps road hadn't sobered them all up. The two people involved looked and felt very ill but recovered enough to join in the mad festivities on the dance floor that evening.

The day of the trials themselves dawned bright and beautiful and remained that way throughout. There were 26 entries but unfortunately only one from the East, Sam Sinclair and Mog. The sheep exasperated more than a few with a tendency towards ignorance but in the end Les Morrison made it his second win in two years with May. He also took second place with Bounce (who usually wins) which meant no-one felt like facing him afterwards. But in the usual dog-talk and drinking which generally follows any dog trials there was nothing but congratulations for Les, Jimmy Forster who took third with Gip and the Tony Hirtle/Tosh team who took fourth place. The dance that followed was as riotous as could be hoped for although a broom fight between a Port Howard mechanical expert and a Fox Bay farmer ended with a bloody nose for the latter.

Despite hangovers, Saturday morning saw a majority congregated at Harps for a short continuation of the main activity:drinking. The Hill Cove lot were only semi-anxious to get back for the boat while the Southern crowd only had enough alcohol to ensure sufficient lubrication as far as Little Chartres where the hosts were exceptionally kind. Ten hours after leaving Port Howard the last of the bunch turned up at Fox Bay.

A good time was thus had by all even though there were not as many people as might have been hoped for. It would be nice to think, however, that next time the annual dog-trials are held, efforts are made by both Easterners and Westerners to go WHEREVER the trials are being held.

J.ROBERTSON
OCTOBER 1989

HOMECRAFT PAGE

RUSSIAN SQUARES

INGREDIENTS

10 ozs. sugar
10 ozs. marg
18 ozs. flour
2 eggs
4 teaspoons vanilla essence
sultanas
2 teaspoons baking powder

Melt marg & sugar in a pot. Leave to cool for a few minutes and beat in eggs and vanilla essence. Then stir in remaining ingredients and when well mixed, turn into large swiss roll tin - vanilla essence isn't essential.

For chocolate version:
substitute 2 ozs. cocoa and 16 ozs flour instead of 18 ozs. flour. I don't put vanilla essence in the chocolate version either.

Bake in moderate oven - approx 350°F for about 30 minutes. When cooked, it will rise up again if prodded with finger.

When cold, ice with chocolate icing or melted cooking chocolate. If using latter, cut into squares or fingers before melted chocolate sets hard or it will crack and shatter.

Tin I use is 10" x 15".

STICKY FINGERS

4 ozs. marg
11 ozs. brown sugar
2 eggs
2 teaspoons baking powder
9 ozs. flour
pinch of salt
2 ozs. chopped nuts

Melt marg and sugar in pot. When cooked for a few minutes, add eggs and beat well. Then stir in remaining ingredients and spread in swiss roll tin. Bake in a moderate oven for approx 30 minutes - when golden brown and springy to touch. Leave to cool and cut into fingers before scoffing.

Tin I use is 9" x 13".

AILSA HEATHMAN
OCTOBER 1989

CHILDREN'S PAGE

Welcome to this month's children's page which includes another crossword and I can promise you that all the clues are present this time!

The winners of the 1st and 2nd issue competitions were drawn on the 26th October and they are as follows:

1st issue Crossword winners

Christine and Callum Butler
Waimea Farm
San Carlos

2nd issue Wordsearch winner

Jane Larsen
Speedwell Island

Congratulations to all and your prizes are in the post.

If any of you have any suggestions for things you would like to see on your page or ideas as to how it could be improved then please write to me at FIDC.

See you next month.

J.ROBERTSON
OCTOBER 1989

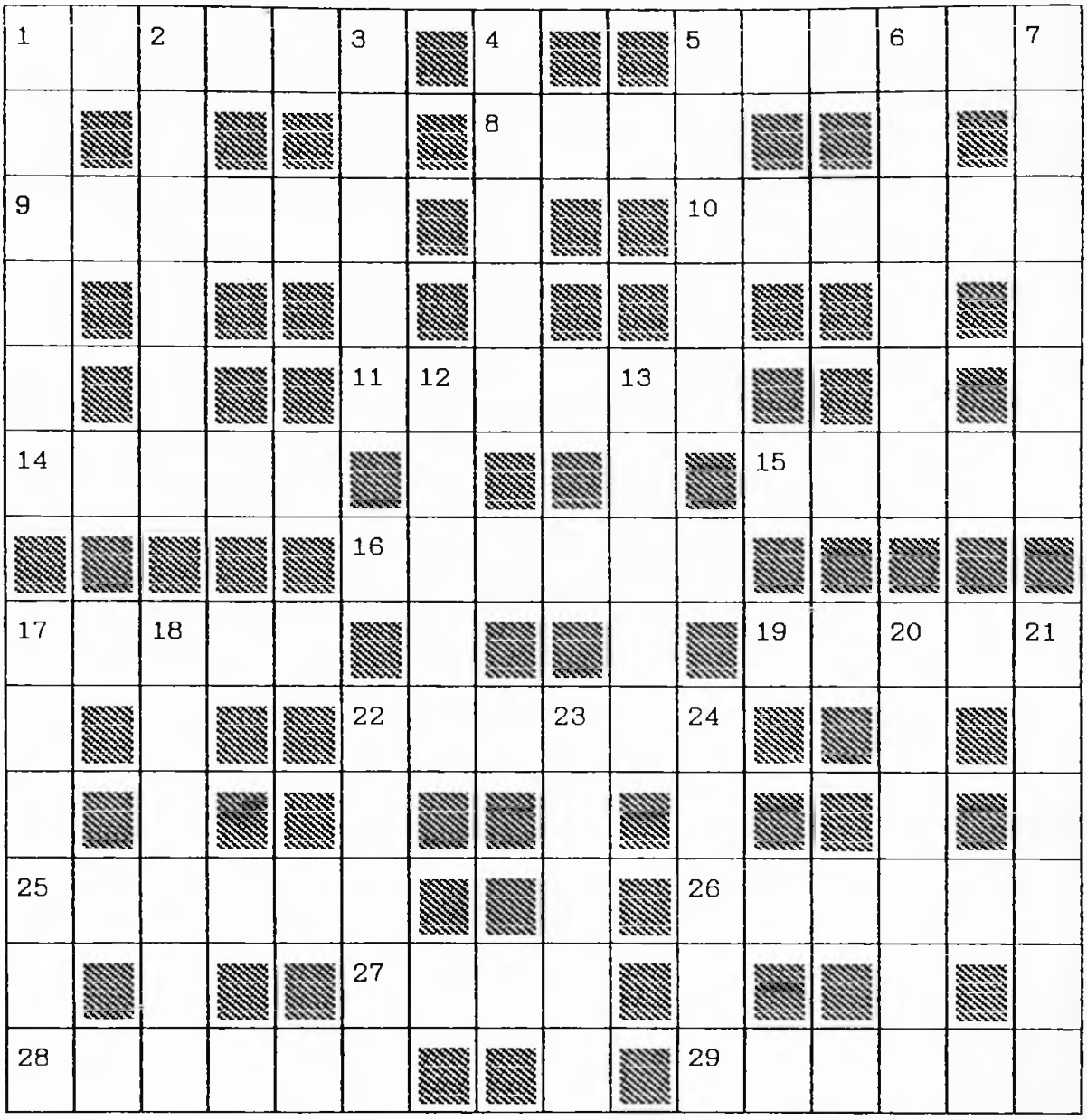

ACROSS

1. Wood
5. Backbones
8. Dundee was one!
9. She was an elephant
10. A corner in camp
11. Sadness
14. One who plants seeds
15. Large meal
16. The boat was cast ------
17. They will become hoggets
19. A waterway
22. Where nuns live
25. Smouldering ashes
26. To tempt a donkey
27. A type of fish
28. A type of dog or chocolate bar
29. A gardening tool

DOWN

1. Pat Cash's game
2. A plant disease
3. Stinks
4. Person in films
5. Wood fixing
6. A girl's name
7. 14 line poem
12. To command
13. Make me an -----
17. Recently
18. Belongs to a club
20. Not broad
21. Pulses (for soup)
22. What you use on your teeth
23. Your heart is one
24. A small sailing boat

J.ROBERTSON
OCTOBER 1989

STOP PRESS

WIND CHILL FACTOR BROADCASTS

Wind chill factor predictions will begin on Sunday 29th October 1989. At the request of farmers, broadcasts will be made by BFBS with the weather forecasts just after 12.00hrs Stanley time. The same wind chill prediction will be re-broadcast by FIBS at 7.36 pm. Stanley time (as in previous years).
Forecasts will now refer to the 24 hours following the mid-day BFBS broadcast. This means that:

1. You will get a better idea of whether to keep sheep in that afternoon

2. You will have a poorer forecast of whether it will be advisable to start shearing the following morning.

The assessment of predictions will be re-instated. The Department wishes to enlist the help of more farmers to assess the accuracy of the predictions. Please contact G.Hoppé at the Department of Agriculture for further details. Look forward to hearing from you.

PLEASE NOTE

Phone numbers for the Director and the Deputy Director of the Department of Agriculture have been incorrectly listed in the new Cable & Wireless telephone directory.The numbers should be as follows:

Director (O.W.Summers)	27350
Deputy Director (I.A.Dickson)	27360

AUSTRALIAN WOOL CORPORATION PRICES

Micron	Cents (Australian)
19	1665
20	1317
21	1072
22	966
23	884
24	782
25	724
26	659
27	625
28	595
30	533

The pound stood at $A2.05 on the 26th October 1989.

WOOL PRESS

ISSUE 4 DECEMBER 1989

IN THIS ISSUE

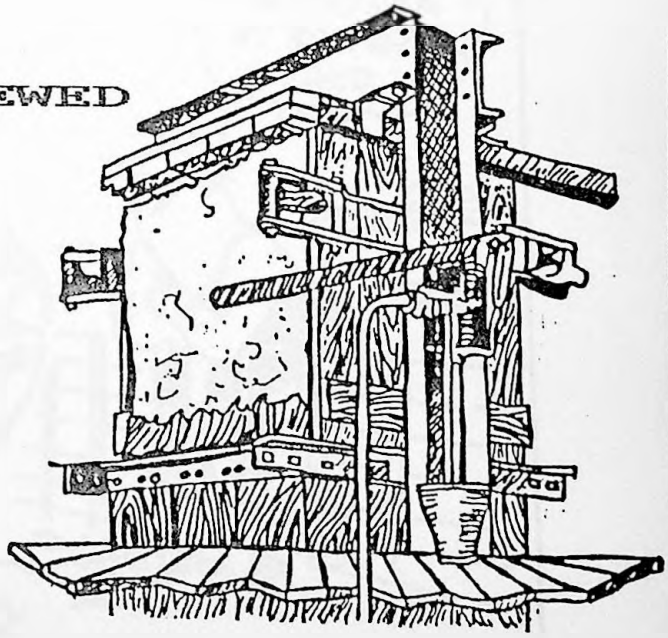

The Wool Press is published by the Agricultural Department

Editors — D. West and M. Alexander

EDITORS PAGE

Welcome to another edition of Wool Press, in addition to the regular contributors this month sees the continuation of Nigel Knights article, an interesting article from Marilyn Butler on black spots and a letter from Wales which will be split between the December and January editions outlining techniques for tanning and curing skins. We are always pleased to receive contributions so if you have a view concerning agricultural matters please write.

Janet Robertson has produced a ´different´ Homecraft page which should be read with care if you have a sensitive stomach! On the subject of Homecraft we would like to apologise to Ailsa Heathman and to anyone whose Russian Squares failed! The recipe should have read "cook for a few minutes".

We have reviewed two interesting products which appeared in agricultural newspapers recently and we intend to include regular product reviews. Any farmers who wish to review a particular product are warmly invited to do so although it should be stressed that we will not print advertisements.

Finally we would like to wish all our readers a Merry Christmas and a prosperous new year.

DAVID WEST
NOVEMBER 1989

MARC ALEXANDER



LETTERS PAGE

The Editors
The Woolpress.

Dear Sir,

For publication on the Falkland Islands.

TANNING OR CURING SKINS
(With Fur, Hair or Wool on)

To make skins supple and suitable for household uses or for clothing need not be very complicated, hard work or smelly nor need it be expensive for either chemicals or equipment. There is no need to use dangerous chemicals and given a little co-operation from the Sun, for drying, most skins can be completed within about 7 days. What is necessary however is knowledge about the basic factors and the actual results obtainable from a process, experience is not important. The procedures are all very simple but must be done in the correct order and the process chosen must suit the result required.

It is not necessary for the Fur, Hair or Wool (F/H/W hereafter) to be in perfect condition for the finished skin to be made soft and supple and not loosing F/H/W. However the finished quality of the F/H/W will be no better than that with which one started.

There are hundreds of recipes for processing skins but all do not give the same results. There are four basic results obtainable, each designed for different uses. There are many different recipes for each of these results.

1) To use the skins for Taxidermy. These will usually be very hard when dry. In many cases the skins are never washed.

2) To make skins suitable for mats, seat covers clippers etc. The leather side of these will be pliable but firm. Skins processed (Cured) for these purposes are unlikely to be suitable for clothing as they are likely to go hard after becoming wet and will require re-oiling and re-working.

3) To make a stable material suitable for clothing. A Tanning process is required to get the leather really pliable and soft.

4) For making leathers - with F/H/W removed. There are many methods for the many different types and qualities of leathers.

As each of these results can be produced by many very different methods using all manner of different chemicals it is essential to decide first which of these results is required then to select a process which it is known will produce that result.

In the U.K. - and I expect also in most other parts of the World - the information being passed round by word-of-mouth is usually a ghastly mixture of bits of different methods - and not necessarily of methods for just one of these results but often from several of them - such information usually omits many very important details and also, all to often, puts things in the wrong order.

over/

Thanks to the assistance I received from the firm who were the largest Tanners in U.K. - now Hodgson Chemicals - I learnt the basic requirements for processing skins with F/H/W on and after having put these into practice have written a very simple short book explaining just what has to be done. I give one very simple process for result 2 - a Curing process using Diesel & Bicarbonate of soda - and several Tanning processes for result 3.

No matter what substances or chemicals are used to process skins with F/H/W on for results 1 - 2 & 3 the basic things one needs to know and do are the same. These things come under four headings:- Preservation - Preparation - Processing and Finishing.

PRESERVATION

This is to prevent bacteria multiplying and causing decomposition which will cause F/H/W slip or its loss even after processing, if skins are to be held for a day or so or an undetermined period before the preparation for processing is started. Bacteria multiplication can be prevented in one of three ways; - Salting - Freezing or Drying. The latter is the least easy and does not mean nailing to a door - this is a recipe for F/H/W loss.

PREPARATION

There are two parts to this, first is washing thoroughly to remove all dirt and greases from the F/H/W - particularly the wool - this requires the use of strong detergent washing powder but only luke warm water. Then, with the skin really wet and soggy, the removal of the membrane which is below any bits of meat or fat and is connected to the skin. On fleeces and hides this has to be scraped off and will need some elbow grease, but that isn't too bad if the job is done properly. On Fur skins this membrane is much thicker and in most cases requires peeling off - this needs the use of some 'thumb pushing power' but although a bit tedious on larger skins it can't be said to be difficult. Membrane removal is made somewhat easier if skins are soaked in a saturate salt solution.

PROCESSING

This is where there is a huge variety of choices, and where it is essential to be sure, before following a method which has been read or heard of by word-of-mouth, that the writer or teller has actually used that process and most important, that the result is that which is required. Many processes involve soaking the skins, these are usually the best for Tanning, some do involve nailing the skins out and then treating with pastes or chemicals.

FINISHING

Many attempts which have ended in apparent failure as hard boards can be rescued - if the process was a 'correct' one and not just a mixture of bits of various processes - by re-washing the skins, this time with soap not detergent washing powders, fabric softeners and then oiling (Sunflower cooking oil) painted on the leather side after mangling or spin drying. Then before it gets too dry to stretch if it needs to be stretched, this does not usually require any nailing out. This treatment also works wonders.

over/

Once dry the skin will require 'working' to make it really pliable. Fleeces may also require a bit of brushing but do not use a carding board. I use a four line plastic hair brush and the point of a compass to help ease out any lumps of wool.

I have not detailed any processes here as success or failure depend far more on the care and attention paid to taking the correct actions and in the correct order for Preservation, Preparation and Finishing than on the actual process used, provided that has been chosen for the desired result.

MRS G.M. ROFE
S. WALES
NOVEMBER 1989

The Case for Delaying Shearling Ewe Shearing

Most farm activities are the result of logical decisions, however when such activities become tradition and when techniques change, there is a grave danger that the logic is lost. Does this apply to spring shearing of shearling ewes?

The practice of shearing shearling ewes before Christmas, presumably arose in the day of farm staff shearing with blades, in order to spread the season's work load of gathering and clipping. Such reasoning may still support this timing and any change could affect your farm cash flow.

It is worth however, considering the advantages of shearing the shearling ewes at the time when the main flock ewes are done. A shearling ewe shorn in January, rather than November, would go to the ram for the first time, with about 10 week's less wool. 10 weeks less wool at the rear end of a maiden ewe, has a similar effect as crutching, it makes the ram's job a whole lot easier!! 10 week's less wool before lambing reduces the risk of casting. 10 week's less wool after lambing, gives the lamb better access to the udder, which is especially important in establishing the flighty maiden Ewe/Lamb bond.

A change from November to January, merely moves wool from the maiden ewe to the Shearling. How do you balance the pros and cons? Several farmers have changed. It's worth at least a thought!

ROBERT HALL
NOVEMBER 1989

HOGG WORMING TRIAL — FINAL RESULTS.

Last month saw the end of two years of an experiment designed to find out if camp reared hoggs were really suffering a production loss from worm infection in their first year of life. A group of wether lambs were selected at random at Port Howard and kept worm-free from weaning in January through to shearing in November. At shearing the fleece weights of the worm-free group were compared with those of normal wether hoggs grazing the same camp.

This trial was first carried out over the winter of 1988 and was repeated this year in order to make sure that the first season's results were not a chance aberration from the normal.

The greasy, unskirted fleece weights at shearing each year were as follows:

	1988	1989
Worm-free animals	2.8 kg	3.1 kg
Normal animals	2.6 kg	2.9 kg

In both years there was a 0.2 kg fleece weight advantage in favour of the worm-free hoggs. This is a fairly small advantage, especially when you consider that these animals were under constant dosing to keep them as free from worms as is possible. Any practical control strategy cannot keep the animals completely worm-free and the potential advantage would be even smaller than we managed in this experiment.

An increase of 0.2 kg greasy wool per hogg is probably worth around 47 pence per animal (assuming 65% yield, £4.00/kg clean and £0.27/kg marketing costs). Worm drench costs about 11 pence a dose. It would probably take a minimum of two doses of drench to achieve a comparable increase in fleece weight to that found in this experiment. So we are looking at a 47 pence increase in income for a cost of 22 pence. An extra profit of about 25 pence per hogg. If the additional labour involved in dosing the hoggs is to be costed realistically, it becomes very doubtful if it makes sense to strive for the extra production.

It is because the benefits obtained from a rigorous worm control strategy are so small, that I believe the best way is to adopt a rotational grazing system where wethers are used to "clean up" the camp for the hoggs and the hoggs and wethers alternate on the camps in successive years. Added to that should be the sensible use of wormer as and when it is needed (as described in last month's Woolpress).

R.K.BAIN
NOVEMBER 1989

AGRICULTURAL TRAINING SCHEME

Lisa Pole-Evans and Russell Evans on the ATS (Youth) took part in a weekend shearing course at Estancia, the weekend proved to be very successful and a further course is planned for the new year, many thanks to all involved. Interviews are currently taking place for next years ATS (Youth) and it is encouraging to see so many young people applying. Whilst on the subject of the youth scheme a detailed list of skills to be learnt and assessed is currently being produced this will be sent to UK for approval. We hope that if a trainee wished the one year scheme would act as an entry qualification for further education in UK or New Zealand/Australia. Copies of this list and a course programme is available from the Department of Agriculture and I would appreciate any suggestions for its improvement.

Shearing courses have taken place at Goose Green, Fitzroy, Port Howard, Estancia and Douglas. A number of farmers have asked about the possibility of shearing standard medals, the idea of this would be to create a scheme along similar lines to the ones already in existence in both New Zealand and UK. A Falkland Island scheme could consist of a locally produced certificate onto which three seals of achievement could be attached. The standards set for the UK scheme are as follows:

Bronze Seal : 12 sheep an hour
Silver Seal : 18 sheep an hour
Gold Seal : 24 sheep an hour

For the UK scheme a shearer is assessed by an instructor one or more grades higher than the shearer and the sheep must be shorn with an absolute minimum of second cuts. The assessed sheep should be presented "without excess wool left on or any skin cuts". The idea would be to promote the scheme alongside training courses with an emphasis on incentives for younger shearers. For such a scheme to be successful it would require the support of Island farmers and shearers and be recognised locally as a high standard of achievement. To assess support for such a scheme and to allow farmers comments I would be very grateful if you would fill in the form below and return it to me at the Department of Agriculture. I look forward to receiving your comments.

Farmers Name .....

	Yes	No
Would you be interested in a shearing standard scheme being established on the islands		
Would a version of the UK scheme as outlined above be applicable to the Falkland Islands		

Any comments on a suitable scheme:

Please return to the Training Officer, Department of Agriculture.

DAVID WEST

THOSE EMBARRASSING LITTLE BLACK SPOTS

None of you can look me in the eye and tell me that you don't have any sheep with black spots. I don't mean the sort of spot that stands out at lamb marking and that no shearer is going to miss seeing; I mean the little specks with probably forty black fibres that some sheep have scattered here and there, and other sheep have in a sort of Dalmation pattern. I don't care too much about elderly ewes that turn speckled after their tenth birthday but most of us are plagued by spotty sheep in the prime of life who weren't like that as hoggets.

Hands up all those who drafted out all their spotted ewes after shearing and thought, as they looked at the penful, "Hell I can't cull that many this year as well as the old ones". Hands up all those who had to castrate the best looking Ram hoggets because of black spots. What about those of you who shore your rams all by yourself and were a bit taken aback by the ones who've been quietly siring multicoloured lambs for years? Don't blame the shearers, mate; their job is to shear the things, not make up for your lack of management. A fast shearer simply can't see all the little bits, even a not so fast shearer, especially if the light above the board isn't all it should be. If you watch a sheep being shorn on a raised board and you stand where the rousie stands, you'll see spots appearing before your eyes. Funny thing, though, your average shearer doesn't appreciate you leaning over him like that.

Most of us have got far more black spotted sheep than we care to admit, and it's certainly true that they're totally undesirable, especially if you're getting into the finer end of the wool market. No woollen mill wants pale pink cloth with a little black streak down the middle. Most farms breed their own rams from ewes that probably have the genetic potential to produce black spotted lambs. You can buy stud rams from farmers with the same proportion of black spotted sheep as you whether they admit it or not. We had the sad experience of culling nearly all the rams we bought with the farm that were by an imported aussie Polwarth. The ram's ancestor's had doubtless been culled for generations to remove bad traits, and the locally bred mothers checked carefully, but visual inspection doesn't give much clue of what's lurking in her chromosomes. Twelve out of fifteen otherwise excellent rams had to go up the spout. Enough to make you send off for a black ram from Rosemary Wilkinson and concentrate on eradicating white spots.

Another moment we'd like to forget: One year we eartagged the blackspotted sheep and next year drafted them into a separate mob at shearing, hopefully to limit the shout of "black wool" to one run. There were two noticeable results. The shearers found a few black spots in the "white" sheep regardless, and the heap of wool from the run of spotties was the sort of fleece we wish all our sheep had - even, dense, not too coarse or tippy.... In fact, in 1985, we picked out a couple of dozen nice looking gimmers to consider for stud flock material, once they'd lambed a time or so. By 1988 they were all like Long John Silver - awarded the Black Spot.

Obviously getting rid of this problem is not the work of a season. How should it be done? Eat, sell, give away, or appoint as honorary wethers all ewes with black spots, and bear in mind that the shearers won't find them all for you, and neither should they be expected to. Try and get hold of some ewes from someone with a minimal black spot problem for your stud flock, ditto rams. It would be invidious of me to suggest anyone by name, but they are around. If you've got a lot of spotties, don't use your own ewes for AI. Just imagine yourself putting a rubber ring on the best AI ram lamb you got because of a spot on the shoulder blade. Shear your ram hoggets yourself, slowly (do I hear a laugh from Tony McMullen at this point) and have someone else peer intently at the beast you're working on. It's lack of attention to ram selection that's given us this problem. Maybe in 20 years time we'll drive into Stanley in our little cars to the autumn ewe lamb fair and buy a line of ewe lambs, and never give a thought to little black spots.

MARILYN BUTLER
NOVEMBER 1989

CHRISTMAS CAPTION COMPETITION



We are offering a bottle of whisky to the farmer who comes up with the best caption for the above cartoon. Please send entries to the Editors of Wool Press.

MRA-DW
NOVEMBER 1989

IS MINERAL DEFICIENCY COMMON?

From time to time one of us is asked about the likelihood of a mineral deficiency or deficiencies lying behind poor sheep performance. The broad answer is "probably not" because poor performance is usually a reflection of poor nutrition in late winter and early spring. Lack of plant growth means the sheep do not have enough to eat and the weather is also sapping the sheep's energy reserves.

I have been looking again at Steve Whitley's search for mineral deficiencies and am summarising it here in the hope that you too will find it useful.

1. Deficiencies of the following seem very unlikely:- iron, zinc, manganese, molybdenum, sodium, potassium and magnesium.
2. Deficiencies of calcium, phosphorus and selenium are unlikely because of slow animal growth rates here. However, a marked improvement in growth rates could possibly tip the balance towards low-level deficiency.
3. There is no evidence of copper deficiency in the Islands' livestock. Although soils and plants have low copper levels, the livestock can make better-than-normal use of that copper because the herbage has low levels of molybdenum and of sulphur-containing protein. Blood and liver samples taken from a variety of farms have all shown copper levels within the normal range. Copper injections were given on one farm to ewes 6 weeks before lambing but that did not improve lambing performance.
4. Cobalt deficiency is known to occur on some farms and results in greater-than-average losses and poorer fleece weights among hoggets. There is a greater likelihood of it occurring on soils overlying parent rocks of the "Port Stephens beds" viz. New, Beaver and Weddell Islands, Port Stephens and the west side of Rincon Ridge farm; the Hornby range and Blue Mountain area; Pickthorne, Crooked Inlet and parts of Westley and Sheffield; and parts of West Lagoons, Shallow Bay and Main Point. This is not a statement that it does occur on all of these, just that it is more likely. Elsewhere the risk is minimal.

   Many of the farms named above "pill" their lambs at weaning. If you are named above but do not use "pills", i.e. cobalt bullets, and if you are concerned about the level of hogget performance, then you could try them on a hundred or two this season to see whether it brings any benefit. Each costs about 50p.

   The effectiveness of the bullets wears off over 3-4 years. If wethers are kept into old age then a second pill after the fourth shearing may be justifiable.

Undoubtedly more information will be found which will alter this picture but I believe that the changes are likely to be in the details rather than in the principles.

IAIN DICKSON
NOVEMBER 1989

FLEECE CHARACTERISTICS & WOOL TESTING (Contd).

Sampling:

Before testing can be carried out a sample of wool has to be obtained that will as close as possible represent an average of all the wool in the lot to be tested. It is also important that selection of samples is a truly random process as it is obviously impractical to test all the wool.

The method we are most familiar with is core sampling, with this method a hollow tube is driven into the bale at 90 degrees to the compression of the bale. In other words through the cap of a Donalds or Wooldraulic, or though the side of a Shaw press. The wool inside the tube is extracted and kept for testing.

Yield Testing:

To obtain the yield from any lot of wool it is first necessary to obtain in the Laboratory, the WOOL BASE.

To obtain the wool base the procedure is as follows:

The samples from the core test are blended, and five or seven sub-samples are chosen each weighing 150 or 200 grammes. From these three are randomly selected for testing.

The testing consists of scouring, drying and residual testing.

Scouring: The International Wool Textile Organisation allows a number of scouring methods, these basically consist of two washes with either soap or detergent, and two rinses in clean warm water. During the scouring cycles great care must be taken not to lose any fibre or vegetable matter, as this would produce errors in the scouring process.

Drying: After scouring is complete the samples are spun dry and then placed in an oven to dry out completely. Repeated weighings are taken until a constant weight is obtained. This weight gives the dry scoured weight containing mineral, extractable and dry vegetable matter.

Residual Testing: In commercial processing a certain amount of impurities will remain in the wool, as standard allowances are made for these. The exact amount remaining after scouring must be determined.

The following can then be established:

1) The weight of dry wool fibre and impurities:

2) The percentage of soap, suint, waxes:

3) Mineral content, i.e., Ash, to find the amount of sand, fine particles of dirt etc:

4) Vegetable matter, dung, skin, string etc:

When the above have been found 2, 3 and 4 are deducted from 1 to give the true wool fibre content or Wool Base, this is the dry weight of wool fibre free from all impurities.

over/

Schlumberger Dry Yield:
Schlumberger dry yield is calculated in the laboratory using a conversion factory (1.207) multiplied by the wool base, less a processing allowance. This calculation is based on the results from many mills, and has been found to resemble closely average combing losses for a large proportion of combing length wools.

Fibre fineness: The methods of measuring fibre diameter fall into two categories:

1) Precision methods: These are based on the use of a projection microscope. The diameters of projected images are usually measured with a transparent ruler at a magnification of 500. The variation in individual fibre diameter can also be measured.
2) Rapid methods: There are a number of techniques used in rapid methods, these rely on various principals for calculation of fibre diameter. The aim being to provide a mean value quickly. The one we are familiar with is the Airflow method.

Airflow method: Samples from the scoured and dried wool are passed through a miniature laboratory card and the vegetable matter removed. It is also blended, then dried and allowed to condition. Samples of 2.5 grammes are then tested by placing in a cylindrical chamber of known volume. A regulated current of air is passed through the chamber and a reading obtained from a manometer scale. Since the method is indirect the apparatus must first be calibrated using fibres of known mean diameter. The method depends on the principle that for fibre with a circular or near circular cross section, and constant density. The surface area of a known weight of fibres is inversely proportional to the mean average diameter.

Whatever method used to test wool, because of fleece variation the result can only be a mean value. The variation is caused by either nutrition or inherent characteristics. It is well known that nutrition can cause changes in fleece weight and the diameter of the fibre. Alternatively sheep can be bred to produce more or less wool, and there are single major genes which have a big influence on the diameter and length of fibres. Fibres tend to be naturally finer towards the neck and coarser towards the britch, this can be overcome to some extent by selection for uniformity.

Primary follicles produce coarser fibres than secondary follicles, this varies with the breed of sheep. The proportion of primary follicles to secondary follicles is expressed as the secondary to primary ratio. Merino's have an average of 21 secondaries to 1 primary, Polwarth 13-1, Corriedale 10-1, Romney Marsh 5-1 and Scottish Blackface 3-1.

Wool fibres also vary both in cross section (wool fibres are elliptical) coarse fibres being more elliptical than fine fibres, and along their length. Seasonal and nutritional changes cause a narrowing along the length of the individual fibres.

over/

At the moment wool is tested for yield, fibre diameter and vegetable matter as these are accepted as the most important. The future may include length, strength and colour testing, so the emphasis is moving from visual appraisal to objective measurement. Hopefully this will lead to prices reflecting the true value of wool. However wool has such a wide range of uses calling for a variety of characteristics, that it is not surprising that the textile industry appears indefinite about which attribute it considers most valuable.

N.A. KNIGHT
NOVEMBER 1989

Wool Prices in Australia, New Zealand and the United Kingdom

The graphs in this article have been drawn from data extracted from Wool Statistics, 1988 - 89 published by the Economic Affairs Division of the Commonwealth Secretariat together with the International Wool Textile Organisation and the International Wool Study Group.

The graphs overleaf show the average monthly auction price for wools of the specified fibre diameter in Australia, New Zealand and U.K. The monthly figure is an average value for the 8 seasons 1981/2 to 1988/89

Prices for Australia and New Zealand are quoted in Pence per kg clean using the exchange rates for the 24 November 1989 as follows:

Australian Dollar :	Pound Sterling	2.0125
New Zealand Dollar :	Pound Sterling	2.6775

Wool of fibre diameter 19 to 25 microns show a fairly uniform difference in price throughout the year with values tending to rise from December to April. The lowest prices being paid at the start of the season in July.

Wool of fibre diameter 28 to 37 microns show a much smaller difference in average monthly price than the finer wools with a much less marked monthly trend throughout the year.

Prices paid for 33 micron wool appears to be more erratic than for other fibre diameters as its value can fall above or below the value of finer quality wools. This can be seen at the start of the season in July and also later in the year in March and April.

D.Makin-Taylor
November 1989

Graph 1 Average monthly U.K. auction price for wools of fibre diameter 19 - 37 microns.

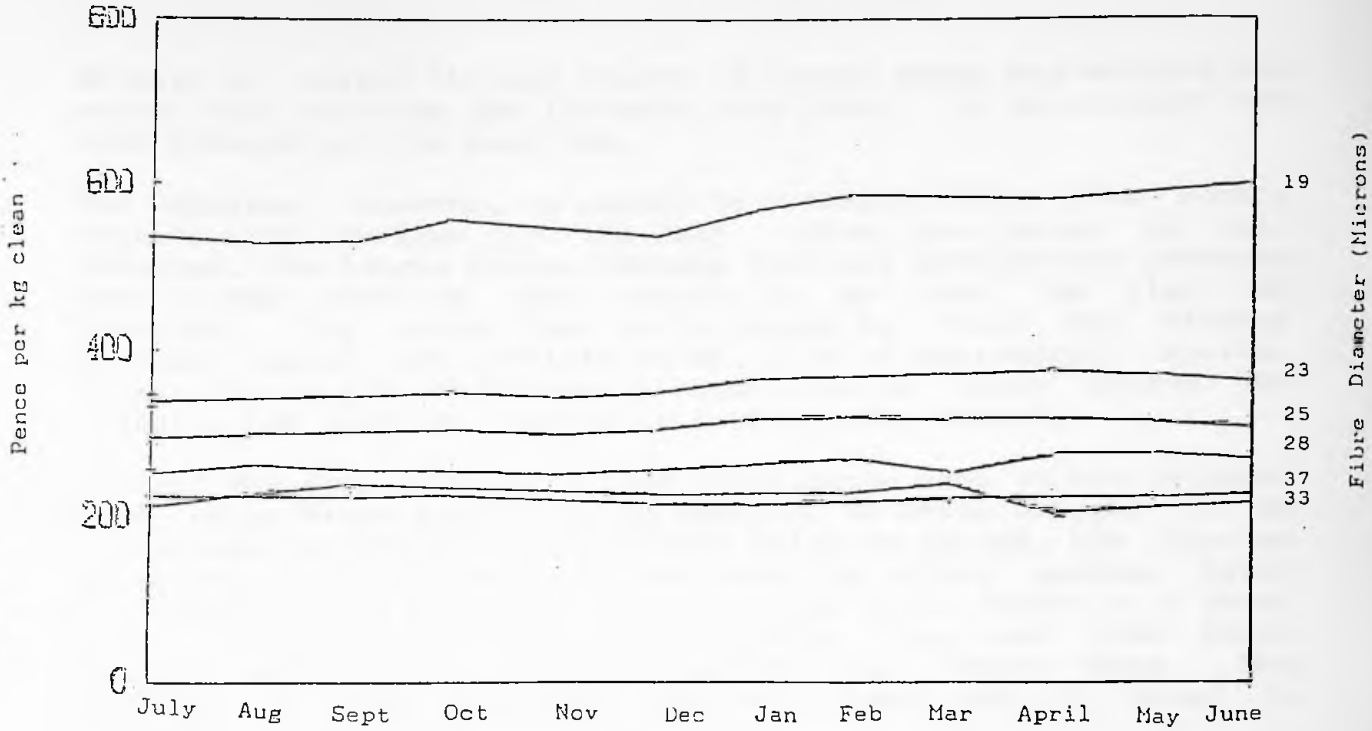

The monthly figure is an average value for the 8 seasons 1981/2 to 1988/89

Graph 2 Average monthly auction price in Australian for wools of fibre diameter 19 - 25 microns, and in New Zealand for wools of fibre diameter 28 - 37 microns.

Prices are quoted in Pence per kg clean. The conversion factors used are as follows:

Australian Dollar : Pound Sterling	2.0125
New Zealand Dollar : Pound Sterling	2.6775

These are the exchange rates quoted on the 24 November 1989.

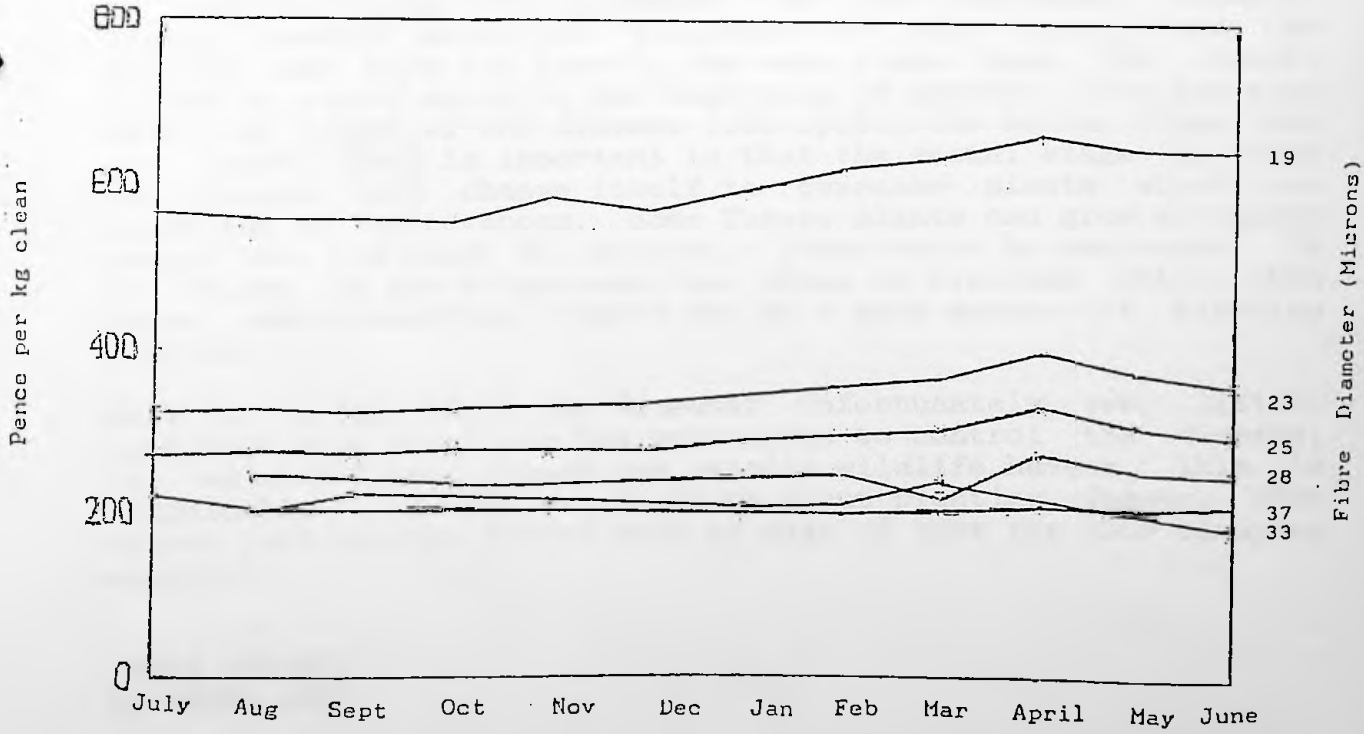

The monthly figure is an average value for the 8 seasons 1981/2 to 1988/89

TUSSAC RUST

We have all walked through stands of Tussac grass and noticed the orange dust covering the leaves of the plant. It is obvious how this disease got the name rust.

The disease, however, is caused by a fungus which lies mostly beneath the surface of the leaf. When the plant is well infected, the fungus breaks through the leaf surface and produces the orange pustules that reveals to us that the plant is infected. The orange dust is the means by which the disease spreads itself, and consists of millions of microscopic spores. Under the right conditions, a single one of these spores can infect a new leaf and eventually produce more spores.

Several theories exist as to how the disease came to the islands, from being blown in from South America, to being brought in on travellers clothing. The confusing thing is though, the disease from one type of plant will not normally infect another type; for example, if rust spores from a barley plant landed on a wheat plant, they would not be able to infect. Thus rust from South America should not be able to infect the Tussac here. But wherever it came from, the disease is here and it seems to flourish.

What harm does it do? The disease has two effects that affect the Tussac grower. Firstly, the fungus grows inside the plant and lives off the products that the plant makes, which retards the growth and vigour of the plant. Plants never die from rust infection, as the rust would die also. Secondly, rusted leaves are less palatable to grazing animals.

In cereal growing countries where the disease is prevalent, the crops are harvested at the end of the growing season. The disease has to find somewhere to overwinter, so that it can infect new plants when weather conditions become more favourable in the following spring/summer. In the Falklands, however, Tussac remains green and 'available' all year round, and the disease can bide its time in the same plant over the winter, giving it a good start at the beginning of spring. This may also mean that a part of the disease life cycle, the sexual stage, may not occur. This is important in that the sexual stage is when the disease can change itself to overcome plants which are resistant to its advances. Some Tussac plants can grow alongside rusted ones and never be infected - these would be resistant. If no change in the fungus can take place to overcome this, then these 'more resistant' plants may be a good source of planting material.

What can be done about the disease? Unfortunately, very little. Spraying with fungicide has been shown to control the disease, but as most Tussac stands are usually wildlife havens, this is inadvisable. If you are thinking about planting Tussac, then select good healthy plants with no sign of rust for your planting material.

STEVE HOWLETT
NOVEMBER 1989

PRODUCT NEWS

COMMERCIAL PRODUCTION OF A NEW ROTARY SHEARING HANDPIECE COULD START WITHIN THE NEXT 12 MONTHS,SAYS IT´S DEVELOPER,AUSTRALIAN TERRY PARKE.

He is about to start pre-production trials to test large scale manufacture of the handpiece. The next step would be commercial production starting at 200 units per week,then building up to 500 units per week.

It is ten years since Terry was bitten by the rotary handpiece bug and if he had known then of the long hard grind ahead of him,not to mention the $A1.75 million the project has consumed, he would never have started.

It took three years to make a model which actually chewed some wool off a sheep. Since then,Terry and his team have produced 10 prototypes,each getting closer to the latest model,which shears well under commercial conditions.

"From the outset we knew we had to have a cutting blade which rotated at 1000rpm," said Terry at his small workshop in the Melbourne suburb of Melton."We nailed that quite early but then we had to experiment to find suitable blade steel,cutting configurations,edge designs and the tension mechanism.
"With each new model we built a complete new handpiece rather than just the mechanism because we knew we had to develop a total handpiece which was acceptable to shearers.



The underside with comb (top left) removed. One blade is in place and another is top right.

"It took five years to come up with the right handpiece design and then we had to fit the mechanism into it and make it work."
Now,Terry has a prototype which is three ounces lighter than conventional handpieces,and he believes he can cut that weight advantage to half a pound.It does not vibrate,is completely safe for both sheep and shearer,has few moving parts,is cool and has blades which can easily be sharpened.
Terry said shearers,graziers,labour and industry officials and animal welfarers were all enthusiastic about his handpiece."But it´s only because of the mechanism which we have developed that it works,"he said.
And he´s keeping details of that to himself.Already he has patents granted in Australia,New Zealand,the USA,UK and India.
Terry´s success comes from the rotating section not running on a base(which would create a high friction area) but only on the edges of the blade.The blade cuts against cutting inserts under tension,which can be adjusted by the shearer using a knurled knob at the base of the blade.

over/

The combs are of high tensile steel,and will not break.They can be slipped off the handpiece by undoing two large screws;then the blade can be removed.
Blades are sharpened much like a saw using a simple guide and round file.Neither blades nor cutting edges have to be ground.The handpiece will clip into any shearing machine.
Terry said shearers would get longer life out of the equipment and the energy efficiency of his unit reduces power consumption to about a third.

Backers have been few and far between. Terry's biggest problem is himself. He's not what people would like the inventor of the first rotary handpiece to be.

He is not a professional engineer or even an engineering tradesman. He grew up on a Mallee farm. worked heavy machinery on farms and mines and started a wholesale fruit and vegetable business at the Melbourne markets to support his family and finance the handpiece project.

"None of us who have sunk money into this project own a single sheep between us," Terry said. And, while he and his sons are dab hands at demonstrating their handpiece on sheep skins, none of them has ever been a shearer. However, they have made sure that their prototypes have been thoroughly field tested. Terry said more than 10,000 sheep, Merinos and crossbreds, had been shorn under his supervision.

He is now in the delicate process of negotiating financial backing for the preproduction stage. Then comes the tricky task of finalising commercial production.

YOU CAN FEED IT No8 WIRE

Jills Burney saw the handpiece at a field day in the Riverina district (NSW). Her report:

A piece of No 8 wire failed to produce a lock-up and all areas of the cutting action are covered. These safety aspects make the concept worthy of the industry's notice.

Allen White, the Wool Corporation's controller of shearer training, says it is within sight of being a realistic commercial project, with various industry organisations discussing these safety features.

At the field day, the wool was being cut accurately without the resistance or drag of the conventional action, but the design of the combs was a problem.

Former NZ representative Kerry Johnstone or Mooroopna, Vic, said "We had trouble with its resistance to entry, but he added that the Riverina sheep were renowned for their toughness and resistance to normal gear.

over/

An unusual feature of the rotary is that is doesn't vibrate or have the torquet that turns it in you hand. It can be placed on the ground and even at speed it will not move.
So without turning the machine off you can catch your next sheep. You can even place it in your pocket.

Taken from the New Zealand magazine "Shearing", a relatively new publication. If anyone is interested in subscribing to this magazine, please contact me at the Department of Agriculture for more details on subscription rates etc.

M.R.ALEXANDER
NOVEMBER 1989



Five prototypes

PRODUCT NEWS

The Ultimate Wire Joiner?

We have recently received a 'Gripple' wire joiner along with instructions for its use. This new fencing aid has been conceived and developed in the UK and according to the manufacturers can be used to join or secure wires of any diameter from 1.6 - 3.2mm. The wires are joined by simply pushing the wires through the holes at either end of the 'Gripple' and in this direction they travel freely. The moment tension is applied in the opposite direction the 'Gripple' locks solidly, applications for this joiner are numerous and include the following possibilities:



The Gripple; a joint that takes only a second to complete but one that will last indefinitely.

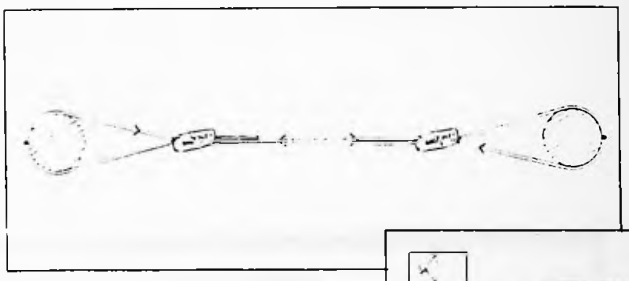

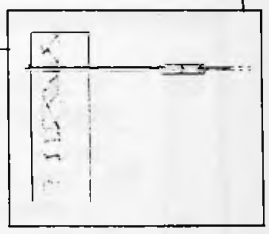

Securing a horizontal wire around two straining posts. The same wire passes through the Gripple in both directions to create a noose, allowing easy retensioning at will.

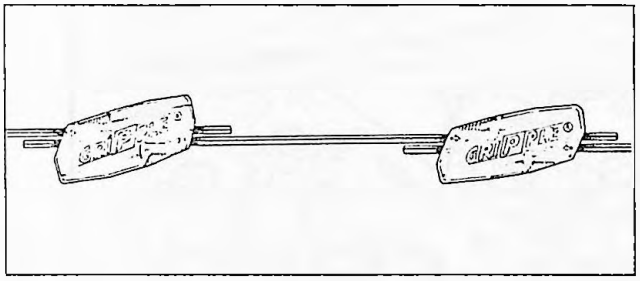

Repairing a broken wire with another short length of wire and two Gripples.

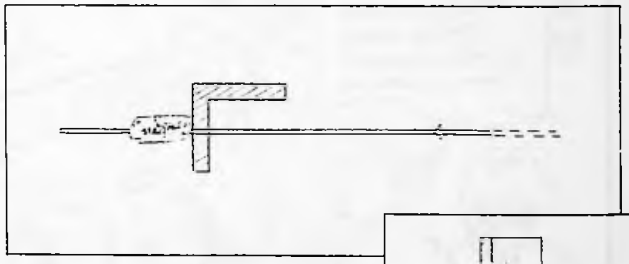

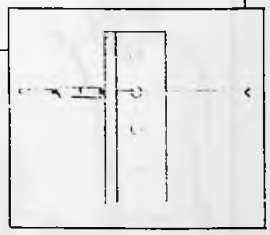

Securing a horizontal wire through two metal straining posts. The wire is simply threaded through the post and the Gripples at either end, and tensioned by pulling the loose ends of the wire.

The 'Gripple' consists of just four moving parts and is constructed from zinc alloy it has the advantage over many similar joiners in that it can be used time and time again. Although no figures are given regarding the joiners strength, it is claimed to be ideally suited to high tensile single strand fencing. The big question about this product is its price, I am currently investigating this and will print the price in a future issue. If you would like to get to grips with a 'Gripple' please contact us for further details.

DAVID WEST
NOVEMBER 1989

CHILDREN'S PAGE

This month's page features a crossword. On the crossword grid you will see a number of stars. Once you have completed the crossword take all the letters that have a star beside them and re-arrange them to make a well known breed of sheep. Send your completed crossword and the name of the breed of sheep to me at the Department of Agriculture by the 20th of January 1990. The prize this month is a £5 gift voucher from the Pink Shop kindly donated by Annie Chater. As usual, if you have any ideas for the page or anything you want to send to be included on the page then write to us at the Wool Press.

MARC R.ALEXANDER
NOVEMBER 1990



"No, no . . . little babies are found under gooseberry bushes."

1.		2.*			3.		4.			5.	*	6.
							*					
			7.				8.					
		9.			*					10.		
					11.							
		12.		13.				14.				
15.		16.						17*		18.		19.
					20.	*	21.					
*			22.	*	23.		24.					
		25.			*					26*		
27.							28.					

ACROSS
1. NOT QUICKLY (6)
4. NUISANCE (6)
7. WEDDELL ---(3)
8. NOT OLD (3)
11. ...---... (1,1,1)
12. GAIN 1st PRIZE (3)
14. DEVOUR (3)
16. MEASURE OF RUM (3)
17. WHEEL TRACK (3)
20. TO WIPE YOUR FEET ON (3)
22. ALLOW (3)
24. FROZEN WATER (3)
27. SOLDIERS ON FOOT (3)
28. EATING UTENSILS (6)

DOWN
1. MOUNTAIN NEAR SAN CARLOS (6)
2. EXCLAMATION OF SURPRISE (2)
3. THERE ARE TEN IN A DECADE (5)
4. SWEETS (5)
5. LOCATED (2)
6. TO DO WITH HORSES (6)
9. THIS POINT IN TIME (3)
10. MORE THAN WARM (3)
13. GOES ON A BOLT (3)
14. YOU HEAR WITH IT (3)
15. BOY'S NAME (6)
16. 20 HUNDREDWEIGHT (3)
18. ALSO, AS WELL (3)
19. CHURCHES HAVE THEM (6)
20. AMERICAN INN (5)
21. RUGBY SCORES (5)
25. HE, SHE, -- (2)
26. PERFORM (2)

HOMECRAFT

A number of people know that Janet from Port Stephens can't cook, sew, weave or knit: so what can she write about Homecraft? Very little probably.

However, my mother is an excellent cook, and anybody who has ever been to our house will probably have had "milanesas" and salad. "Milanesas" come from Milan, Italy, but - Bill, don't get mad - they are a good old Argentine favourite. Simply they are steaks, mutton or beef, coated in breadcrumbs and then fried. I've never actually made them myself but Mum and Diane assure me that you cut the steaks thin and boneless, beat up an egg, add a little salt and pepper to it, dip the steak into the egg and then into the breadcrumbs, and finally into the pan. Simple! My mother uses a big old pan with a grilled bottom but should you happen not to have one of these useful items no doubt a Homecare special will do just as well.

The salad is an experience also. Especially the cabbage version. Slice it thinly, then add salt, pepper, oil, vinegar and a teaspoon of sugar to taste (it's what they call sweet and sour). Make sure it's well oiled and make it about 15 minutes before the meal is ready to allow the dressing to soak through. Serve it up with mashed potatoes and milanesas and you have a sample of "haute cuisine" to satisfy the most greedy of gourmets. It even competes with Dad's favourite dish of cold ribs and Colman's.

SANDWICH IDEA: Lucy Ellis provided me with a very tasty idea in sandwiches. Don't go green: it's peanut butter and onion sandwiches. Mmmm! I know they sound frightful but serve them up with a delicate aperitif of rum and coke and the result is superb.

TASTY SNACKS: Jim Crawford from Consultancy Services also satisfied a crowd of people suffering from Friday midnight munchies with a simple snack. Lightly toast some bread, spread with tomato ketchup (puree as a substitute), add cheese, garlic salt, oregano and grill until the cheese is well gooey. Of course if you don't have a grill you will have to stick to a trusty peanut butter and onion sandwich or a Mars Bar.

I bet you can't wait for Janet Robertson's Cookery Book containing 100 of other people's special recipes to appear in every local bookstall!!

JANET ROBERTSON
NOVEMBER 1989

WEST FALKLAND FARMERS

WEST FALKLAND

RAM & FLEECE SHOW

The West Falkland Ram and Fleece Show will be held this year on Wesnesday 27th December in Fox Bay Village.

This is to remind Farms before the start of Shearing to save Rams and Fleeces for the following classes.

CLASS 1	FULL WOOLLED RAM HOGGETT
CLASS 2	FULL WOOLLED MATURE RAM
CLASS 3	CHAMPION RAM, ANY AGE.
CLASS 4	HOGGETT FLEECE
CLASS 5	ANY FINE WOOL FLEECE OTHER THAN HOGGETT
CLASS 6	ANY 'B' WETHER TYPE FLEECE.

We hope to make this years Show even better than last years, with your help. We have two extra classes and even better prizes lined up so the chances of winning this year are greater.

Most of the West Flocked to Fox Bay last year, but there were still a few who were a bit Sheepish.

We will keep you all up to date on details of Prizes and Sponsors as the Event approaches nearer.

Frazzle is putting on even more weight, in time to confound your estimates again this year, so start practising.

This is all for now, good luck with the start of shearing.

Yours sincerely,

NIGEL KNIGHT.

WOOL PRESS

ISSUE 5 FEBRUARY 1990

IN THIS ISSUE

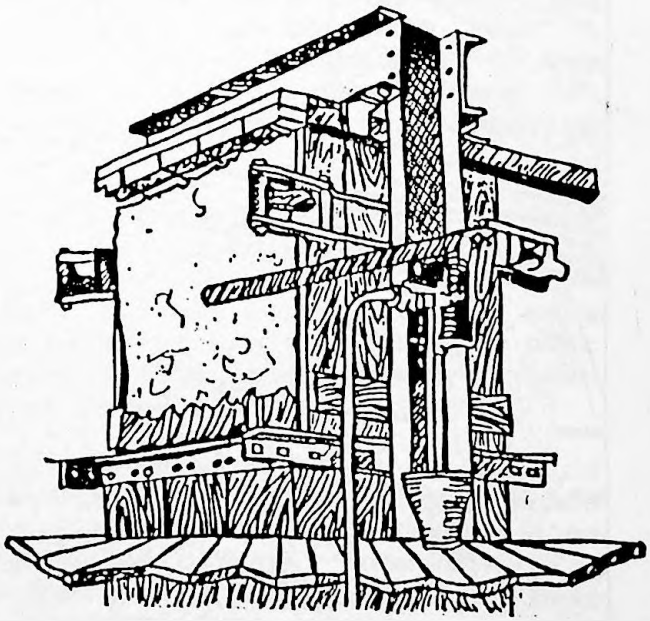

The Wool Press is published by the Agricultural Department

Editors — D. West and M. Alexander

EDITOR'S PAGE

At long last here is the 5th issue of Wool Press in which Peter Armitage's final results of the pilot A.I. Scheme appear as does our first overseas contribution from Robbie Bain who has sent us a review of Land Rover's brand new Discovery model. We look forward to receiving many more of his articles. Also in this issue is Nigel Knight's report on the West Falkland Ram & Fleece Show for which we thank him and offer our apologies for its late publication. We also have the programmes for the forthcoming East & West Sports Weeks.

Finally, we offer our apologies to Tony for the following cartoon but we couldn't resist it!



LETTERS PAGE

The Editors
The Woolpress.

Dear Sir,

For publication on the Falkland Islands.

TANNING OR CURING SKINS
(With Fur, Hair or Wool on)

NEOSYN R.H.

This is the chemical I prefer for Tanning and feel it is the best thing at least for beginners, as it is easy to use and is not dangerous either to people or the environment. It is a synthetic chemical which is Alum based and is ideal for Home use particularly as the acid required to make the correct pH for Tanning is only Citric Acid. It also has another advantage, if used as a liquid - i.e. a soaking process - that 'Float' can be re-used repeatedly with only small amounts of Neosyn. R.H. added to that Float. It has one drawback however, it is not available except direct from Hodgson Chemicals but I have had it confirmed by them that they are willing to supply it to The Falkland Island Trading Company - even in small quantities - if there is a demand. As Neosyn doesn't have a restricted shelf life it can be stored for long periods. I only get my supplies for my use and re-sale annually.

Combined with demonstrations and courses which I now do throughout the U.K. my small explanation book seems to have become very popular this seems to have spread to other English speaking parts of the World not the least now being your Islands. I feel very flattered as when I wrote on this subject initially it was intended as a hand-out to help fellow meat rabbit producers who, like me, hated throwing away lovely rabbit pelts because we couldn't find out how to deal with them. We were led to believe it required a lot of hard work, and not only took a long time but the results were very rarely successful. I was very angry about the skins I had wasted when I found how easy it was to make them into lovely soft and reasonably hard wearing furs.

I found people also wanted to know how to deal with other animal skins so after further research and putting this knowledge into practice I wrote this book. I will never understand why those who do know how to process skins are so very reluctant to part with this knowledge. Hodgson Chemicals was the only one of over 20 Tanners to even answer my letters, and individuals who I knew were dealing successfully with skins would not help either!!

Although my book is designed for use at Home for just a few skins anyone who wishes to make a business out of processing skins should find it a good way to begin and enough can be done at Home to earn some money by beginning in a small way, inexpensively. Those wishing to become more commercially involved can make contact with Hodgson for further 'factory' type details. I give their address in the book.

over/

As Neosyn is supplied in 25k bags it really wants one person to buy a bag and break it down into smaller quantities to supply to other Islanders. 4 lbs being about the amount needed for one sheep skin but for further skins only about 1½ lbs are needed. The first goat skin would need about 12 ounces and thereafter about 5 ozs. 12 ozs will do about 6 rabbit skins - done one or two at a time.

If I can be of any help to anyone please write and I will do what I can - a s.a.e. would be appreciated.

The price of the book is £2.

MRS G.M. ROFE
S. WALES
NOVEMBER 1989

CAPTION COMPETITION

The winner of last month's caption competition was Rosemary Wilkinson with this caption:-



"GOOD GRIEF MAN-DIDN'T YOU HEAR THE WIND CHILL FACTOR?"

Now try this one.....



Results from the Sheep Artificial Insemination programme

In the first season of Sheep Artificial Insemination on the Falkland Islands using frozen semen from Australia and New Zealand forty eight farmers participated, presenting a total of 316 ewes to be inseminated.

So far thirty three farmers have returned the questionnaire I sent out to get the results of the programme. The 33 farmers presented 186 ewes of which 112 ewes conceived which is a conception rate of 58%. This was shown by the ewes lambing within the specified dates from insemination or in the case of ewes that died, by examining the uterus in these ewes.

Thirty one lambs were stillborn or died within the first twenty four hours of life. The lambs that died were mostly from multiple pregnancies of 3 or 4 lambs. One hundred and fifty four lambs were still alive at twenty four hours of age, a lambing percentage of 83%. This is a slightly different figure from the marking percentage which is judged at marking when the lambs are several months old and there has been further deaths.

	EWES	IN LAMB	LAMBS	LAMBS AT 24HR.
TOTAL	186	112 (60%)	185 (99%)	154 (83%)
HOST FARMS	61	41 (67%)	71 (116%)	57 (93%)
VISITORS	125	71 (58%)	114 (91%)	97 (78%)

There is a noticeable difference between the host farms and people who brought ewes to the insemination centres in the lambing percentage. Host farms had a 93% lambing while the visitors had a 78% lambing. I would imagine that the 15% difference can be accounted for by the stress of returning the ewes to their home farm. The stress will have prevented implantation of the fertilised ova or caused a miscarriage of the embryo.

	EWES	IN LAMB	LAMBS	LAMBS AT 24HR.
SAN CARLOS	40	24 (60%)	43 (108%)	31 (78%)
HILL COVE	44	29 (66%)	51 (116%)	43 (98%)
CHARTRES	29	18 (62%)	35 (121%)	27 (93%)
F.B.E.	34	22 (65%)	29 (85%)	28 (82%)
PT. LOUIS	39	19 (49%)	27 (69%)	25 (64%)
TOTAL	186	112 (60%)	185 (99%)	154 (83%)

When the results are broken down by Insemination centre they are surprisingly consistent in lambing percentage with exception of Port Louis which is almost 20% lower than the average for the country. I cannot explain this difference.

over/

When the figures are analysed by breed the Corriedale shows up best but it also is the one that I got the best results as far as returned questionnaires goes. The figures are also weighted in that I've only counted results from people who had their ewes inseminated with a single breed.

	Ewes Inseminated	In Lamb	Lambs	Lambs at 24hr.
Corriedale	36	25 (69%)	43 (119%)	35 (96%)
Polwarth	33	17 (52%)	30 (90%)	27 (82%)
Merino	35	19 (54%)	31 (89%)	27 (77%)

I think that the difference between the Corriedale and Merino/Polwarth is more a result of the way I asked for the results than a true difference.

Finally I would like to thank all who participated and assisted for their help to make what has been a very successful programme.

PETER ARMITAGE
JANUARY 1990

LAND ROVER DISCOVERY TEST-DRIVE

Arriving back in the U.K. for a (hopefully) short period between jobs, I needed to find a vehicle to take with me on my next posting overseas. The new Land Rover Discovery seemed to be worthy of investigation so I went along to my local dealer (who is really more interested in selling Rolls Royce and Range Rover) and had a look at this latest offering from Land Rover.

At first glance, the Discovery looks a bit like many of its Japanese rivals. It is bigger than I expected being the same length as a 110 Rover. Perhaps I am a bit biased but on closer inspection I began to get the impression that it looked a bit less brash and not so overly macho as the likes of the big Mitsubishi Shogun or the Isuzu Trooper.

Getting into this vehicle was an experience in itself since it was fitted with the optional remote control centralised door locking - aim the keyring at the car, press the button and all the doors unlock as if by magic. A great idea while the magic lasts but previous experience of Rover door locks doesn't fill me with confidence.

Inside the Discovery, you are confronted by acres of plastic and switches that are identical to those in the Austin Metro. This starts to make you realise that you are in a road vehicle with possible off-road potential which should be compared alongside the Range Rover or some of the more refined Japanese rivals, rather than compared directly with the Land Rover as an "unbreakable" workhorse.

The roof slopes up behind the driver's head giving an increased amount of space for the backseat passengers. The large windscreen and side windows let in plenty of light making the best of the car's large and roomy feeling.

The folding rear seat has the 60/40 split, more often seen in the modern hatchbacks, allowing all or a portion of the luggage space to be used to accomodate variations of passengers and luggage.
In addition, two very neat, inward facing, fold-away seats are available in the rear luggage space to accomodate two extra passengers.

Taking it out onto the road, I encountered difficulty seeing behind to my right due to the thickness of the door pillars which totally obscure any view out of the right hand rear side windows. However, the large mirrors made up for this difficulty and the new 2.5 litre direct-injection turbo diesel engine was more than up to the task of accelerating the two tonne vehicle into the traffic. This new engine really did feel good and produces 111 BHP in comparison to the 83 BHP from the old 2.5 litre turbo diesel Land Rover engine or the paltry 68 BHP from the normally aspirated 2.5 litre diesel.

Obviously, road-testing an off-road vehicle is a bit of a waste of time but the salesman was a bit nervous about letting £19000 worth of vehicle and accessories disappear into the hills.

over/

On the road it drove like a 3.5 litre petrol Rover 90, the power steering took the strain out of turning and you quickly forgot the length of the vehicle. It is very quiet inside and the engine pulls well. The gear change felt very similar to the standard Land Rover except that the gear positions are closer together. There is less room to get lost between the gears but finding first was still a bit vague and the closeness means that selecting the wrong gear is a lot easier. I am sure that after a couple of hours driving, the gear change would become more familiar. Discovery still has the infamous Land Rover diff. lock switching arrangement.

The seats were very comfortable and I would imagine that there would be very little strain on long camp trips behind the wheel.

Despite all the extra padding and comfort, the Discovery only weighs about 70 kilos more than a standard 110 and from the literature that's available, its off-road performance is very good (thanks again to that wonderful new engine). However, the salesman indicated that this new vehicle is really aimed at the "Volvo Estate" market, presumably meaning only very occasional off-road use.

De-bogging the Discovery might be a bit tricky since there are only a couple of jacking points and the chassis is well hidden under a lot of bodywork. A recent report by a group who took a Discovery through the Sahara showed pictures of the vehicle up to its axles in a sand dune - it took four hours to get it out.

My final conclusion would be that this is a nice vehicle for use in Stanley and for occasional camp use, or for those lucky enough to be on the Darwin or Estancia Road, but it is probably not for anyone who wants day-in, day-out off-road capability.

The price quoted at the moment is £12,642.14 for the basic vehicle (before VAT and car tax). A wide range of optional extras could easily add three or four thousand pounds to this if required. There is currently a five month waiting list from the factory. When compared to the cost of the alternatives (for example, £12,310 for a County 90) this would seem to be very good value for money.

I was very tempted to order a Discovery for my next job but the thought of taking an all new vehicle to Africa where spare parts would be difficult to get, put me off. I guess I'll just have to stick to the old Land Rover. If only I could get a Land Rover 90 with that new engine...!

I telephoned Land Rover's factory at Solihull to ask when the new 2.5 litre direct injection engine would find its way into the normal Land Rover range. Their director in charge of public relations refused to be drawn on the grounds that it was company policy never to comment on company policy!

R.K.BAIN
JANUARY 1990

AGRICULTURAL TRAINING SCHEME

The expected lull in local training courses during the busy season has enabled me to look forward to this years proposed courses and possible overseas opportunities.

The West of Scotland Agricultural College have offered two places on their National Diploma course to suitably qualified young people who have attended the one year youth training course. Another interesting development is a recent proposal from the National Federation Of Young Farmers' Clubs to establish a link between young agriculturalists in UK and the Falkland Islands.

The NFYFC have been operating for a number of years and offer a considerable range of international exchange possibilities to young farmers in the UK. The current range includes Australia, New Zealand, USA, Canada and most of the european countries. The most common form of exchange is the direct reciprocal exchange, this is arranged by the organisation and allows two willing families to exchange a son/daughter who will stay and work on the hosts family farm for a minimum of three and maximum of twelve months. The young farmer is expected to work on the allocated farm, but during his stay will be shown a wide variety of farming systems and will be allowed some time to explore the host country. To be eligible under the current system young farmers need to be aged between 18 - 26 and have suitable experience in agriculture, no academic qualifications are required.

We are currently investigating the possibilities of this type of exchange here in the islands and I would be keen to hear from any interested young farmers.

Lister generators from Gloucester have shown an interest in sending a specialist engineer to the islands who would be able to instruct on a generator maintenance and fault finding/repair type course, for which I have had considerable demand.

I will keep you informed as these projects develop.

DAVID WEST
JANUARY 1990

WEST FALKLAND RAM & FLEECE REPORT 1989

The venue for the "'third' West Falkland Ram & Fleece Show" was once again Fox Bay Village. Wednesday 27th December saw the progressive and innovative West Falkland farmers compete for the prestige and excellent prizes awarded to winners in this year's 'Show'.

Entries started arriving early in the morning and continued in a steady stream up to the one o' clock deadline. This kept Robert Hall and Steve Howlett very busy dealing with farms bringing their precious rams and fleeces to fill the individual pens and fleece tables made ready to receive them. Each entry was allocated a number, no names were displayed. In all, twelve ram hoggetts and ten mature rams filled the pens, what handsome specimens they were and a credit to their owners, many a covetous glance was in evidence during the day and no wonder.

The fleece tables were weighed down with twenty eight hoggett fleeces, twenty two fine wool fleeces and nine 'B' wether fleeces. All of them displayed the best attributes of pure 'Falkland Wool', what desirable apparel they will make when processed.

After the entries closed, the centre of attention moved from the woolshed to the Social Club and throats, parched from the track and from extolling the virtues of the rams and fleeces they had just delivered were soon lubricated and quenched. Outside the club, sustenance of a more solid nature could be savoured, this was, of course, the barbecue, skilfully organised by Richard and Griz Cockwell. Seven whole sheep were consumed within the space of two hours by visitors and residents alike, quite a memorable feast!

The attention of all present then reverted to the woolshed for the ominous task of judging the entries. Judging was the same as last year and by public ballot. Interested members of the public who considered themselves capable of such a difficult task started off by judging the ram hoggett class followed by the mature ram class. Each ram was judged individually by awarding points out of ten. Rams they considered to be the best would be allocated higher points than ones they considered not as good.

The fleeces were judged differently, here the participants were asked to select what they considered to be the five best fleeces in all three 'Fleece classes'. Their five were also ranked in order of preference.

After the judging, votes were collected and added together. Those entries with the highest number of votes won that particular class. Prizes being awarded for the entries with the four highest number of points. Robert and Steve were joined by Niamh to work out the results. This was quite time consuming as fifty four people voted this year. Once the results were known 'The Rosettes' were pinned on the winning entries, these were once again presented by Jim McAdam of The Department of Agriculture for Northern Ireland.

over/

At 6.00p.m. all assembled for the prizegiving, Tim and Sally Blake from Hill Cove kindly agreed to distribute the prizes at this years show.

In the 'Full Wool Ram Hoggett' Class, Leon Marsh, from Rincon Ridge won first prize with 352 points, this was an engraved 'Challenge Shield' donated by Mr and Mrs Austin Davies, plus £50.00p donated by Standard Chartered Bank. The second prize of a Ewe of your choice Inseminated with Imported semen donated by the Department of Agriculture, and the third prize of £25.00p presented by the Falkland Islands Sheep Owners Association also went to Leon Marsh with points of 340 and 321 respectively. Fourth prize of £10.00p donated by R.M. Pitaluga and Family went to Nigel Knight, Coast Ridge with 319 points.

In the 'Full Wool Mature Ram Class' Leon Marsh, Rincon Ridge won the first prize of the Falkland (Woolsales) Challenge cup, plus $30.00p donated by Falkland (Woolsales) Bradford with 349 points, he also won the second prize of £50.00p donated by the Falkland Islands Development Corporation with 327 points. Third prize of a Algernon Asprey book on Falkland Watercolours presented by The Falkland Islands Company was won by Jimmy Forster, Bold Cove with 326 points. Fourth prize of £25.00p donated by Lynn and Tony Blake, Little Chartres, went to Port Howard with 318 points. First, Second and Third prize winners were also presented with Statuettes donated by Peter Short of Falkland Supplies.

Class Three, Champion Ram was won by Leon Marsh with 352 points he received an engraved 'Shield' plus £50.00p donated by the Luxton Family, Chartres. The runner up prize also went to Leon Marsh with 349 points this was £50.00p donated by Cable & Wireless plc.

The 'Hoggett' Fleece Class' was won by Nigel Knight, Coast Ridge with 70 points he received £50.00p from Witte/Boyd Holdings. The second prize of a £30.00p 'Voucher' from Falkland Farmers was won by Leon Marsh, Rincon Ridge, with 64 points. Third prize was won by Bill Luxton, Chartres with 56 points, this was £20.00p presented by the Argos Fishing Company. The Fourth prize of £15.00p donated by Mr S. Vincent was won by Jimmy Forster, Bold Cove, with 46 points.

Any Fine Wool Fleece other than Hoggett, was won by Simon Bonner, Pickthorne Farm with 100 points, he received a £50.00p 'Voucher' from Falkland Farmers. Second prize of £25.00p presented by Witte/Boyd Holdings went to Alistair Marsh, Shallow Harbour with 62 points. Third prize of a Pure Falkland Wool jumper presented by the Falkland Mill was won by Simon Bonner, Pickthorne with 60 points. Fourth prize of £10.00p donated by Mr. S. Vincent, was won by Bill Luxton, Chartres with 43 points.

Any 'B' Type Wether Fleece was won by Nigel Knight with 75 points, he received an Engraved Challenge Cup and Miniature presented by Coast Ridge Farm. Robin Marsh, Lakelands came second with 74 points, he won £25.00p presented by Witte/Boyd Holdings. Third prize of £10.00p presented by the West Falkland Ram & Fleece Show went to the Department of Agriculture Whitegrass Trial Fox Bay with 63 points.

over/

The Challenge Cup presented by Mr Owen Summers for the Farm with most points in all classes went to Leon Marsh, Rincon Ridge.

The 'Frazzles Weight' competition was won by Vikky Lee, she guessed Frazzles weight exactly at 124 pounds. The prize for this was donated by Robin and Pat Marsh. Frazzle again appeared by kind permission of Mrs Joyce Halliday.

The competition for the 'best guess' of the weight of a skirted Ram Hoggett Fleece was won by Bill Luxton, he guessed 5.65 kilos, which came closest to the actual weight of 5.60 kilos.

The 'best guess' prize for the fibre Diameter taken from a mid-side sample, was shared between Bill Luxton who guessed 22.1 micron and Roger Edwards who guessed 22.3 micron. The result from the tested sample was 22.2 micron. Both the £25.00p prizes were donated by Lake Sulivan Farm.

The 'Pure Wool' sweaters donated by Mrs Griz Cockwell and Mrs Joyce Halliday were Auctioned in aid of Show funds by Mr Roger Edwards, they realised £45.00p and £41.00p respectively.

The organisers would like to take this opportunity of thanking sponsors, entrants and the general public for their support, interest and enthusiasm. Special mention must go to The Department of Agriculture Sub-Centre at Fox Bay for their invaluable support, F.I.G.A.S. for carrying Fleeces free of charge and F.I.B.S. for keeping everyone informed beforehand on 'News Magazine'. Thanks also to the residents of the Fox Bays for welcoming the visitors so well.

See you all next year.

N.A. KNIGHT,
JANUARY 1990.

WEST FALKLAND SPORTS ASSOCIATION

The West Falkland Sports will be held at Hill Cove from Monday 26th February to Thursday 1st March 1990.

The programme of events is as follows :-

Monday 26th February	Dog trials at Boundary Farm
Tuesday 27th February	Horse racing
Wednesday 28th February	A.M. Sheep shearing P.M. Foot events
Thursday 29th February	A.M. Gymkhana & foot events P.M. Steer riding

For more information please contact the Sports Association at Hill Cove.

NEW PRODUCTS



WHY PAY FOR ANOTHER MOTOR?

Lister Shearing Equipment have just launched a new grinding unit for shearing combs and cutters which uses an existing shearing motor as its power source.

The grinder itself is lightweight and portable and is supplied with grade 60 emery paper, glue, clamps and accessories. After disconnecting the flexible drive, the shearing motor is simply bolted to the grinder frame.

The U.K. price for the grinder is £250.

D.WEST
JANUARY 1990

DARWIN HARBOUR SPORTS ASSOCIATION

The Darwin Harbour Sports Association annual meeting will be held at Goose Green from the 26th February to the 2nd March, the programme of events is as follows:

Monday 26th February	9.30 Dog Trials 3.00 - 5.00 Course Open 5.00 - 6.00 Horse Racing Entries
Tuesday 27th February	9.30 - Horse Racing 9.00p.m. - 1.30 a.m. Dance
Wednesday 28th February	9.30 - Gymkhana 4.00 - Football Match 9.00p.m. - 1.30a.m. Dance
Thursday 1st March	9.30 - Shearing Competition 2.30 - Polo Match 8.00p.m. - AGM
Friday 2nd March	10.00 - Childrens Sports and Mounted Events 2.30 - Steer Riding *9.00p.m. - 2.00a.m. (Prize Giving 11.00p.m.)

* Admission for Friday's dance is by ticket only purchased at the Sports and costing £1.00.

Further information on the sports can be obtained by contacting Alison Hewitt (Sports secretary) at Goose Green.

HOMECRAFT

MARSHMALLOW SHORTCAKE

4 ozs. Butter	8 ozs. Flour
4 ozs. Sugar	1 teaspoon baking powder
½ teaspoon vanilla essence	1 egg

Method

Cream butter and sugar and add essence. Add egg and then the sifted dry ingredients. Roll on greaseproof paper to about half an inch thick. Place on cold tray and bake for 20 minutes at 325°F.

Filling:
- 2 desertspoons of gelatine
- Tea cup of cold water
- Tea cup of sugar
- 1 Egg white
- Tea cup of icing sugar

Soften gelatine in cold water, add sugar and boil for 8 minutes. Beat the white of the egg until stiff and fold in the icing sugar. Slowly pour in the cooled gelatine. Beat until white and thick (about 3 minutes). Spread on shortcake immediately. Ice with chocolate icing and sprinkle with walnuts.

JUNE McPHEE
JANUARY 1990

Thanks to June for this recipe, the results of which have been thoroughly tested!

DW

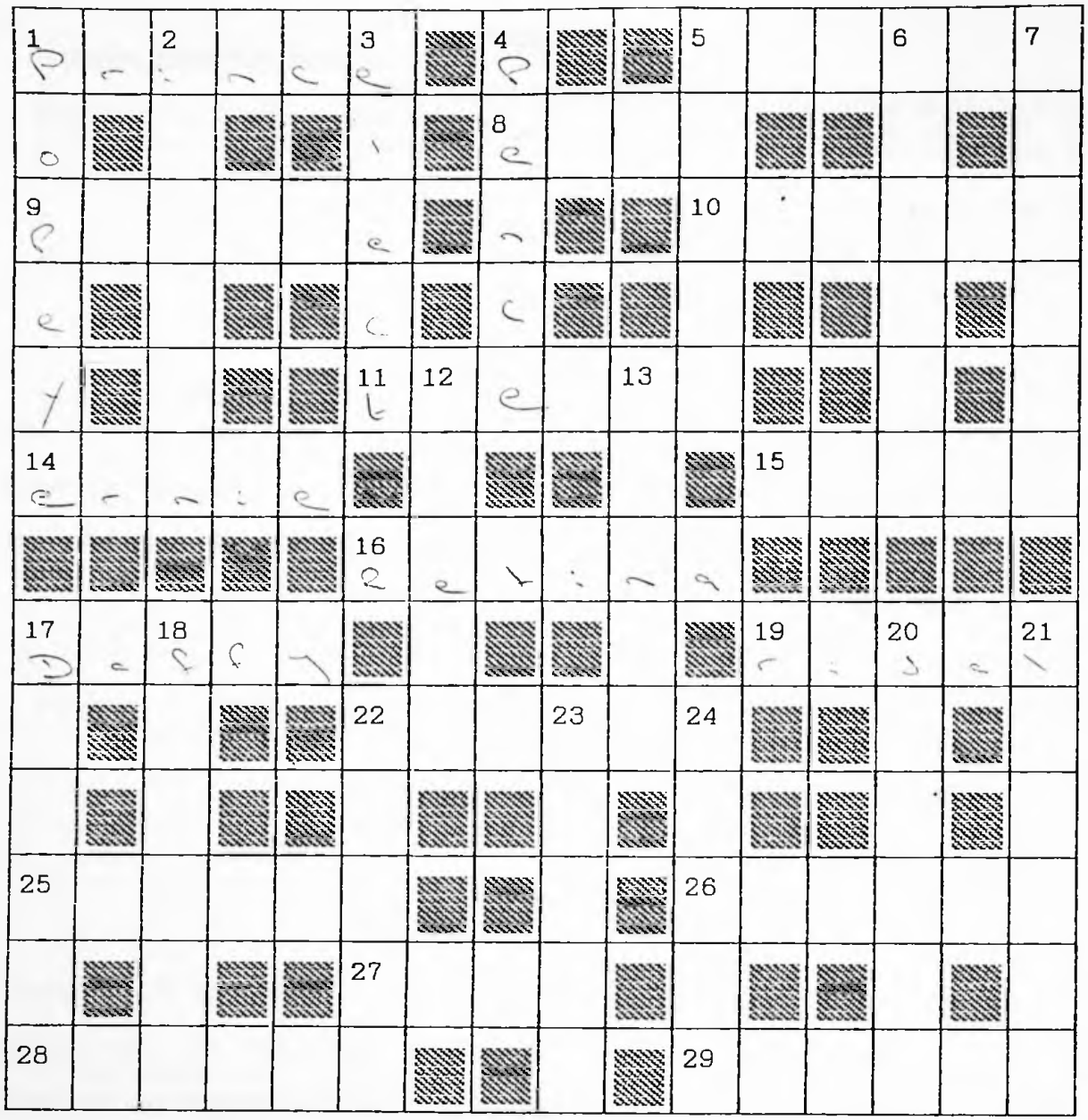

ACROSS
1. PURPLE POP STAR
5. MAKING AN EFFORT
8. IRISH FEMALE POP STAR
9. WALK IN SHALLOW WATER
10. BOY'S NAME
11. FOR BOILING PENGUINS IN!
14. HE HAD THE FASTEST MILKCART
15. HAD TO PAY FOR A CRIME
16. PART OF YOUR EYE
17. CARTOON DUCK-NOT DONALD
19. SPLITS BETWEEN PEOPLE
22. GIVE UP WORK FOREVER
25. HIGH PERSONAL REGARD
26. INSECT
27. BARN FOR STORING HOPS
28. WAYWARD
29. AWAY OVER THERE

DOWN
1. OLIVE OYL'S HUSBAND
2. GERONIMO WAS ONE
3. TO CHOOSE BY VOTING
4. THERE ARE 100 IN A £
5. CARDS TO TELL YOUR FORTUNE
6. MAVERICK'S RIVAL IN "TOP GUN"
7. EXTRACTED ENTRAILS
12. TO WIND IN
13. SOMETHING BELONGS TO HIM
17. GET SMALLER
18. FOR CRACKS IN A WALL
20. IMPERFECT
21. DOES THE SONG
22. AUTOMATIC MACHINE
23. ANGRY
24. ALL

WOOL PRESS

ISSUE 6 MARCH 1990

IN THIS ISSUE

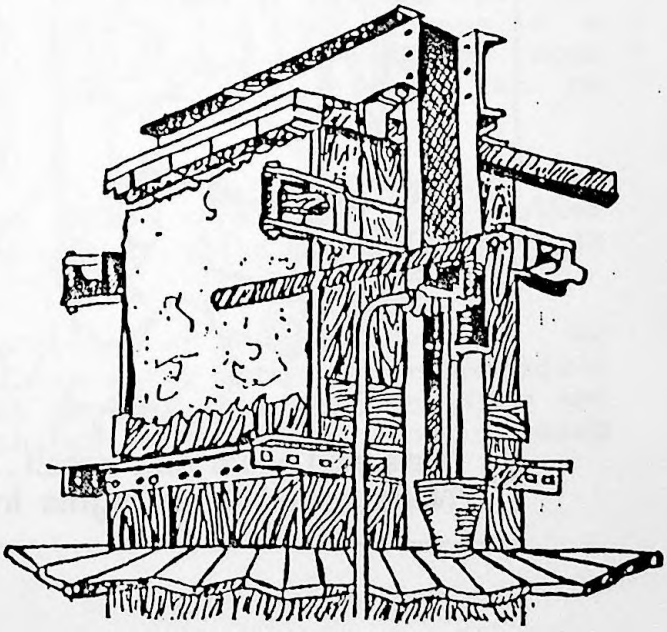

The Wool Press is published by the Agricultural Department

Editors — D. West and M. Alexander

EDITOR'S PAGE

Welcome to another edition of WOOLPRESS in this months issue we have further contributions from Scotland , the start of a new series from Owen Summers and an article from Peter McCabe our new lab technician.
For crossword fans there are two crosswords this month along with another chance for an amusing caption to our cartoon.
Our roving reporter Janet Robertson will be investigating Hill Cove sports and we look forward to hearing from her next month!
Any contributions from Camp would as always be gratefully received.
After a recent camp trip I thought the following cartoon from New Zealand Farmer was highly appropriate !

D.WEST
FEBRUARY 1990

MARC ALEXANDER



"He's a bit upset with 'imself . . . 'e's just realised 'e's watched 'Neighbours' three nights in a row . . . an' enjoyed it!"

ROBBIE BAIN'S
LETTER FROM SCOTLAND

It is surprising how often animal diseases are the subject of scaremongering headlines in newspapers and even the most sensible of farming journals.

The example, the front-page headline in this week's "Oban Times" (the newspaper that serves the West Highlands of Scotland, circulation 20,,747) reads "Fears rise as children suffer in health scare". The article opens : "Marauding sheep are causing serious health problems in Highland townships as reports emerge of children being admitted to hospital suffering violent reaction to sheep parasites".

This sounds very worrying for the parents of children in the Scottish Highlands, is there cause for concern in the Falklands?

The article goes on to describe how in one town, two children have infection with hydatid, while in another town, two children are suffering from cryptosporidiosis.

Unlike the Falklands, the sheep-rearing ares of Britain have never managed to implement an effective hydatid control programme. Although the disease has received a lot of attention in areas such as Skye and North Wales, the chances of human infection in these areas are considerably greater than in the Falklands. The hydatid eradication campaign is something that the Islands can be proud of but it must be remembered that hydatid cysts are incredibly long-lived and the campaign will need to go on for a while yet.

Cryptosporidiosis is a disease that passes straight from sheep to humans. The source of infection is most often drinking water contaminated by sheep droppings. This is a relatively "new" disease. Although it has been around for millions of years, it is only recently that it has been recognised as causing disease in humans. In normal, healthy individuals all that happens is a mild stomach upset but in the very old, the very young or those laid low by another illness (especially AIDS) the disease can be very serious.

We have never found evidence of Cryptosporidiosis in the Falklands sheep (not that we have looked very hard) but other reladed conditions are present and it is quite possible that it is out there somewhere.

There is no need to panic about either of these diseases. We have Hydatid under control and we can worry about Cryptosporidium if the need arise, but it is worth knowing what the headlines are talking about if you see these things mentioned in the farming press.

R.K.BAIN
February 1990

A.T.S.

With the pressure of work easing for most farmers there has been a renewed interest in shearing courses with two taking place at Estancia and two planned at San Carlos. There may be opportunities for further late season courses so if anyone is interested please contact either your area G.T.O. or myself.

Lisa and Russell on the A.T.S. (Youth) recently attended a second shearing course with an afternoon spent on basic woolclassing. This month it is hoped to run a course on Land Rover maintenance and welding at Port Howard for them. Whilst on the subject of A.T.S. Youth, I would like to thank all those farmers who have agreed to host a young person for the 1990/91 scheme. We prefer not to use the same farms year after year so I would hope that the farms not used this year would consider hosting a young person in future.
For the 1990/91 scheme the following will be involved:

Trainee	Host Farm
Lee Molkenbuhr	Blue Beach
Gillian Phillips	West Lagoons
Jamie Anderson	Crooked Inlet
Jeffrey Halliday	Port Howard

The 1990/91 scheme will commence in mid-March and will run along similar lines to the current scheme, the only difference being that where a young person is placed within easy access to a number of neighbouring farms, he/she will be able to work on other farms at the discretion of the host farmer during the winter months.

To date, I have received 64 names of those interested in the Generator Course and hope to have the Lister engineer in the islands during the first three weeks in June. It is likely that the course will last two days covering maintenance, fault finding and electrical repair.

Willie Bowles from Stanley has offered his services for any tool sharpening, saw sharpening and carpentry course requests.I am always interested in suggestions from farmers for future courses so if you are interested in a particular subject don't hesitate to contact me.

D.WEST
FEBRUARY 1990

FLEECE WEIGHT IMPROVEMENT

Selection is an effective method of improving wool production in a flock. This is carried out by identifying and breeding from ewes and rams with superior fleece weights. Animals with lower wool weights are kept as dry sheep and not used as breeding stock. Note that a greater rate of genetic improvement can be achieved by selection of rams. Selection within the ewes also leads to genetic improvement but at a reduced rate.

Hogg fleece weight is regarded as a suitable selection trait to achieve this improvement. Animals with heavier fleeces as hoggs will continue to produce heavier fleeces as they mature (i.e. fleece weight has high repeatability). These hoggs will also pass this superior production onto their offspring (i.e. fleece weight has high hereditability)

Effective selection for a trait depends on variability for that particular trait within the population. The following 2 graphs show the range of fleece weights obtained from a group of ewe and ram hoggs born in 1988 from one Falkland Island farm.

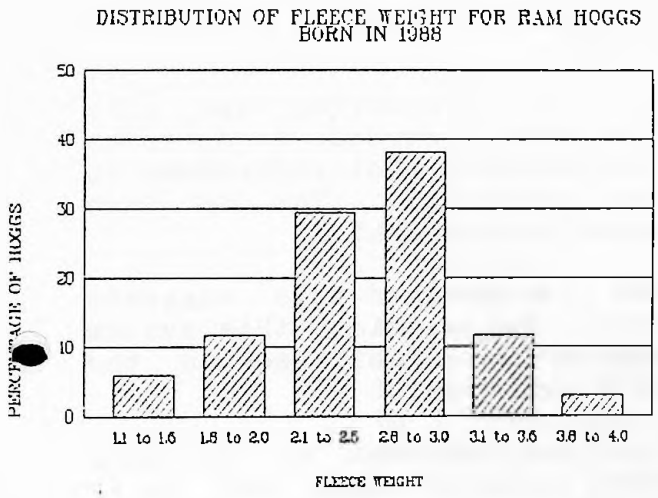

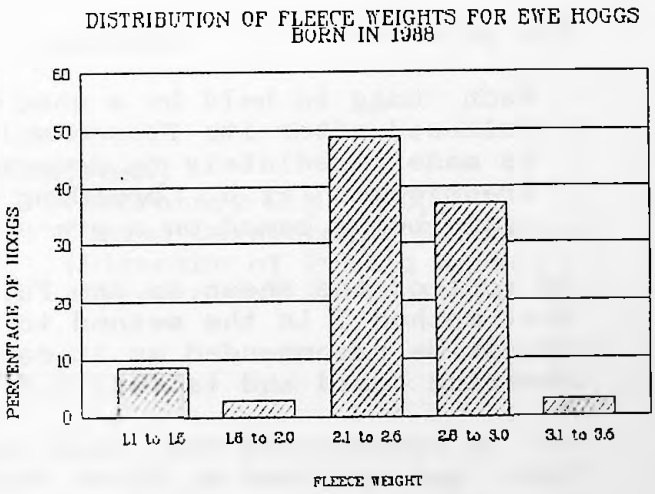

Within a flock, sheep with heavier fleeces eat similar ammounts to those with lighter fleeces. However, the heavier fleeced animals convert more of the food into wool and are, therefore, more efficient wool producers.

By identifying and breeding from those hoggs with superior fleece weights it is possible to increase the total ammount of wool produced and improve production efficiency.

Methods of Selection on Fleece Weight

There are 3 systems of selection on fleece weight determined by the method of individual hogg identification used on the farm.

1. Where all hoggs have a permanent individually numbered tag
2. Where all hoggs have a temporary individually numbered tag
3. Where hoggs are untagged

For methods 1 and 2:

At the time of shearing, a ticket is written showing the individual hogg number and placed on the shearing board next to the hogg. Upon completion of shearing the ticket plus shorn fleece is carried to a weigh scale where fleece weight and tag number on the ticket is recorded on a master sheet.

When all hoggs have been shorn the complete list of wool weights is examined and individuals yielding more than a pre-determined wool weight (e.g. average hogg wool weight) are identified for use as future breeding stock. Individuals yielding below this level are transferred to the non-breeding group.

For method 3:

Each hogg is held by a shed hand following shearing and only released after its fleece weight has been recorded. A decision is made immediately to determine which group that individual is transferred (i.e. breeding or non-breeding). The decision again being based on a pre-determined wool weight.

As most of the sheep in the Falklands are untagged this suggests that method 3 is the method to be used. In practice, this system cannot be recommended as it can create a backlog of sheep on the shearing board and is very difficult to operate.

It is recommended that temporary tags are inserted at shearing time and removed at first draft when selected hoggs are being identified. The cost of these tags is more than offset by the improved wool production.

It is important to note that due consideration should be paid to other wool characteristics e.g. fibre diameter and absence of faults when selecting hoggs on a fleece weight basis.

D.MAKIN-TAYLOR
February 1990

COMMITTEES

As many of you are aware there are several committees and other organisations who exist either to represent the farming community or have been brought together to discuss topics which may affect the future of that community in one way or another. It is with this in mind that I have decided to write a short series of articles in Woolpress so that those living in camp get to know who the members of these organisations are and more importantly to whom they might give an "ear-bashing" should they wish to put their own personal points of view. One would hope that such discussion could provide members of these committees with some constructive points to raise during meetings.

Some of the organisations which are to feature include:-

Camp Roads Committee
Agricultural Advisory Committee
Falkland Farmers
Farmers Association
Sheep Owners Association

The first such committee to be outlined is:-

CAMP ROADS COMMITTEE

Members	Hon. W.R. Luxton	(Chairman)
	M. Summers	(Secretary G.M. FIDC)
	G. Gleadell	(Chief Development Economist)
	C Carter	(Director of Public Works)
	O Summers	(Director of Agriculture
	Mr G. Betts	
	Mr B. Hardcastle	
	Mr R. Stevens	
	Mr L. Berntsen	
	Mr S. Clifton	

This committee has a wide reaching remit, it reports and makes its recommendations to Executive Council on varied subjects such as Self-help Schemes, Standard of Construction, Contract Management, Routes, Legal Aspects, Ferry and Ferry Head Locations plus any other matters which might be considered relevant.

O.W. SUMMERS
FEBRUARY 1990

THE LABORATORY TEST

Ovine Brucellosis

After Peter Armitage's excellent article in Novembers issue on Brucellosis, I have been asked to outline the Laboratory test.

First I think it would be advantageous to give a short glossary of some of the terminology used.

Antigen: An Antigen is the chemical tag attached to each cell, that identifies it i.e. its the antigen the body recognises as foreign .

Anti-body - Is the compound that the body produces to combat infection. An anti-body is specific to the antigen. i.e. The brucella antibody is formed to combat brucella.

Sensitised Red Blood Cells-Are used as an indicator in the test. Cells with antibody attached.

Complement- Small proteins that interact with antigen-antibody complex's and cause cell lysis.

Serum Component of blood containing antibodies the others being Red blood Corpuscles (RBC) White cells (leucocytes) and (pleuteleres) thrombocytes.

The first part of the test is the collection of blood from the RAM. Each tube is labelled and sent back to the lab as quickly as possible. The blood is then separated into its various components and the SERUM is collected.

The SERUM is then diluted and incubated at 60 C (this de-natures the serum's own complement). The SERUM is then added to an equal volume of brucella antigen soly and incubated at 37 C (body temp).
The idea here being that if the RAM had brucella antibody it would bind to the antigen forming an antibody-antigen complex. (A-AB). Complement is the added to the test.

The theory being that the complement will bind to (A-AB) if the serum (+)ve and remain in soly of (-)ve

Sensitised sheep R.B.C's are added as an indicator i.e. if there is no antibody in the RAMS Serum the complement will be is soly and attached to the sensitised cell thus causing lysis.

The opposite happens if there is antibody present that is the complement is used up in the (A-AB) complex formed so when the sensitised R.B.C. is added there's no complement left to cause lysis the cell remains intact the serum has antibody and the RAM has been in contact with the Brucella organism. If the test cells are lysed the Serum has no antibody and the RAM has not been in contact with the Brucella organism.

This is a simplification of a complex technique as you can see there is a large number of variables and everything has to be perfect for a proper test to be done. We have to set up a large Number of Controls and if a Serum is (+)ve a re-test is done using a more sensitive procedure and control system.

This article was meant to be a summary of the technique used and show to a certain extent the complexity of the procedure and I hope you now understand why occasionally there is a delay in the process.

If you would like a more detailed explanation of this or any other technique performed in the Lab, you are only welcome to come to the Lab in Stanley and either Diana or myself will show you round and explain what your Lab does for you. All we ask is a day or two of notice.

P.McCABE
FEBRUARY 1990



Susan Nisbet.
Pebble Island.

HOMECRAFT

Sweet and Sour Pork

1 Pork Chop (or chopped pork - chicken works as well)
1/2 diced apple
2 gherkins (or any pickled vegetable)
1 tablespoon vinegar
2 teaspoons apricot or plum jam
salt and pepper
Cooking oil

Fry chop in oil until brown. Add the rest of the ingredients and stir; cover pan with lid and cook gently for approximately 10 minutes until meat is cooked - Serve with rice or noodles.

Toffee Krispies

4 oz margarine
4 oz creamy toffee
4 oz marshmallows
4 oz Rice Krispies
Swiss roll tin 12" x 8"

Put toffee, marshmallows and margarine in pan, melt on low heat; remove from heat, stir in Rice Krispies, pack into greased tin and allow to set.

AUDREY MCGHIE
FEBRUARY 1990

BLOODLESS LAMB MARKING!

I have recently received details of a new range of lamb tailing instruments using gas to heat the blade. The Lamb Tailing Instrument docks and cauterises in one easy action. It can be used with all makes of liquid gas and comes complete with BS gas fittings and a spare nozzle. The units are produced by Shearwell and start around £45.00 U.K. price.

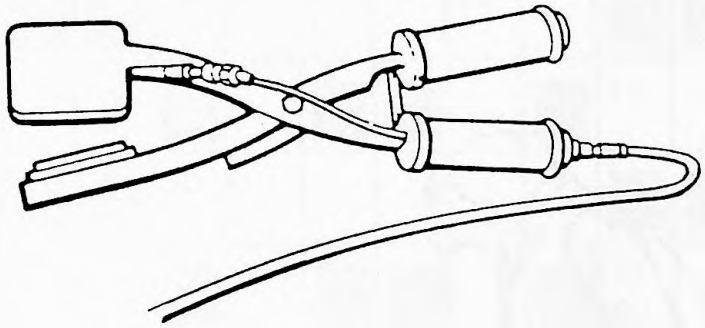

A similar unit has been in use at Salvador for several seasons and so I spoke to Nick Pitaluga about it. Nick said that they were very pleased with the tool and that it is extremely efficient and economical with only 3kg of gas used on 4500 lambs.The only faults with it were that high winds can put the flame out and a range of nozzles would be useful.

D.WEST
FEBRUARY 1990

IS THIS FARMING?

Visiting a friend who has a large farm in the North of Scotland, it was interesting that he has now found it more lucrative to make money out of not farming his land. The government's set-aside scheme ensures that he can make £30 - £40 per acre for not growing any crops. The potato quota scheme allows him to rent out his right to grow potatoes for about £150 for each acre that he isn't growing. And since he isn't growing any crops he can lease his storage space as workshop units for about £6 per square foot. Add to that the old rough grazing land that is now under trees (tax advantages and pheasant shooting for lease) and you have a pleasant income without tying up large amounts of capital in planted crops and machinery and with minimal labour requirements. Very pleasant indeed, but is it farming?

R.K. BAIN
February 1990.

CAPTION COMPETITION

This month we have another caption competition with the drawing taken from the book "Clarts and Calamities".

Please send any suitable captions to the Woolpress.

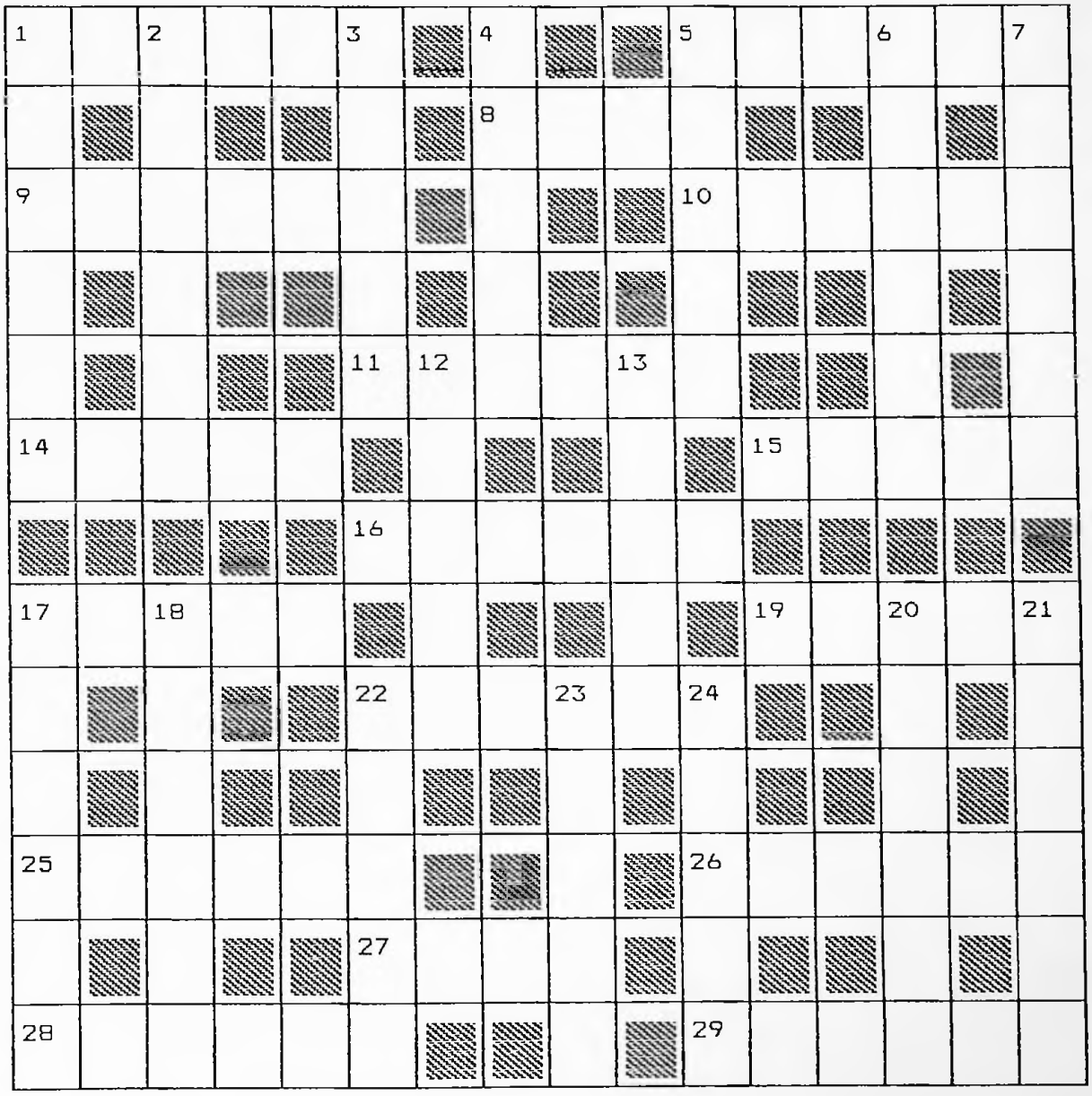

ACROSS

1 OIL EXTRACT
5 FLOWER/VEGETABLE
8 SIX BALLS IN CRICKET
9 GO BACK
10 A NO HOPER (1,6)
11 TELEVISION
14 GATE LOCKS
15 MYSTIC RUNES
16 GRINNED
17 SPORE (ANAG.)
19 MALE SINGER
22 CLEVER
25 SOUTH AFRICAN OVERSEER
26 GIVE UP
27 SMALL ISLAND
28 BILLY THE KID
29 RIVER IN ENGLAND

DOWN

1 OUTCAST
2 DUKE, EARL, LORD, MARQUIS ETC
3 PARTS OF A CHAIN
4 ELECTRICITY FOR EXAMPLE
5 BULLETS OR WHEAT HAVE THEM
6 TWO YEAR OLD SHEEP
7 PAIN SENSORS
12 SCOUTS GO ON THEM
13 NOTABLE OCCURENCE
17 AREA OF YORKSHIRE
18 WHAT?
20 REQUEST THE COMPANY OF...
21 TYPE OF BIRD/GREEDY PERSON
22 ONCE MORE
23 BELOW
24 MAKES (MONEY)

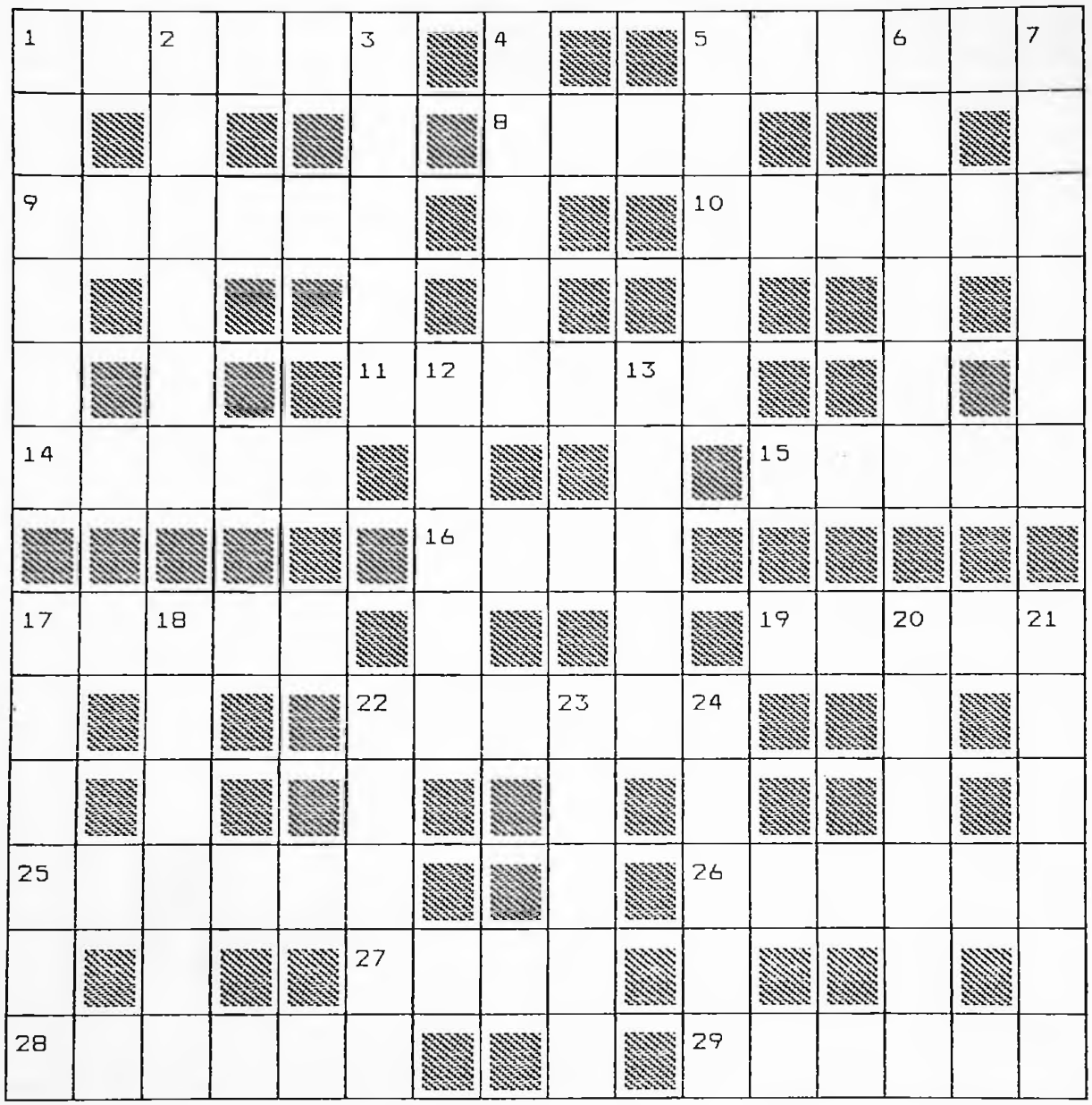

ACROSS

1 RED VEGETABLE/FRUIT
5 FOOTBALL
8 OF CURRENCY/ELECTRICITY
9 SAVE SOMEONE
10 VEG THAT MAKES YOU CRY
11 A UNIT OF ELECTRICITY
14 THAT FOOD WAS DELICIOUS
15 YOU GAVE YOUR DOGS DRONCIT
16 YOUNG SHIP
17 A FEMALE COLT
19 MOVED CAR OR SHEEP
22 BARS OF GOLD
25 YOUNG EWE/GIRL
26 COLOUR OF THE RAINBOW
27 SHE HAS A GUESTHOUSE IN STANLEY
28 ONE WHO RIOTS!
29 ROADS IN TOWNS OR CITIES

DOWN

1 A BUZZARD
2 WHERE YOU VISIT ANCIENT THINGS
3 A MUSICAL PLAY
4 A DUTCH FLOWER
5 IT COOKS YOUR FOOD
6 A SPRING FLOWER
7 YOU NEED FERTILISER IF YOU DO THIS
12 A FRUIT
13 A MECHANISED HUMAN
17 YOUR FATHER'S PROFESSION, PERHAPS
18 A TYPE OF SQUID
20 A BUSINESSMAN'S WORK PLACE
21 THE FIRST BRITISH SETTLEMENT ON SAUNDERS
22 DESCRIBES THE TUBE IN A TYRE
23 AN ANIMAL'S INNARDS
24 ROTATES AT SPEED

WOOL PRESS

ISSUE 7 APRIL 1990

IN THIS ISSUE

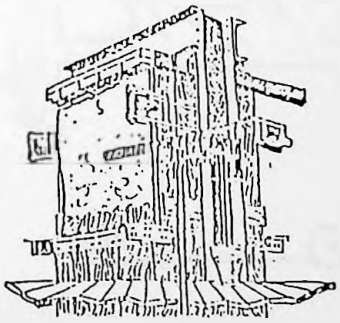

The Wool Press is published by the Agricultural Department

Editors — D. West and M. Alexander

EDITORS' PAGE

Welcome to another edition of WoolPress. We hope that all who attended Open Day enjoyed it and found it worthwhile. If nothing else, it gave Tony Heathman a chance to demonstrate the water-proof properties of his new Gore-Tex suit!

Thanks go to all contributors this month and as always we would welcome any contributions from farmers.

As April arrives and brings with it another Artificial Insemination Scheme we wonder how many ewes are pining for the good old days.....as reflected below.

With reference to the article on the new Law of Property Bill, if anyone has any queries about the bill or any of the land laws, David Lang says he will be happy to reply either by letter or phonecall.

MARC R.ALEXANDER DAVID WEST



Why Me?

AGRICULTURAL TRAINING SCHEME

VIDEO LIBRARY

In 1989 it was proposed that a video library would act as a useful training and extension aid. Many farmers in remote areas have difficulty in locating convenient training courses and attending meetings or open days in Stanley and it was hoped that videos which were professionally produced overseas and some produced locally would help to overcome this.

Over the last seven months I have been investigating the Agricultural Video market and have come to the conclusion that many of the videos produced in the UK are not relevant to the Falklands wool production system. Both New Zealand and Australia have companies who specialise in agricultural videos along with the two wool boards who produce their own wool related videos. These videos appear to be far more suitable. A video catalogue will soon be sent to each farm in the islands. We have, in total, 62 videos in the catalogue and the majority of these will be arriving from New Zealand and Australia shortly...(I hope!)

Videos will be available from the department on a free loan basis and should be returned after a three week period. Fines will be charged if the video is not returned on or before the loan expiry date.

It is hoped that we will also produce some videos locally showing training courses, research work and Open Days etc., which can be added to the catalogue. Now that links are established with Australia and New Zealand, I hope to be able to update the catalogue with new videos on a regular basis. Many of the videos have been sent to the department free of charge and we have permission to copy these. If anyone has any agricultural videos or they know of any companies who produce relevant videos, I would be very interested to hear from you.

Shearing courses are still taking place at present with another course about to take place at Port Howard. I would like to congratulate those instructors who entered the shearing competitions at sports. On the West, Robbie Maddocks came joint first and on the East, Michael Clarke came third and Tony Heathman came fourth.

D.WEST
MARCH 1990

NEW PRODUCTS

THE DINKUM ROLLER DOCKER

A new product from New Zealand has caused considerable interest among farmers in North East Falkland. The Dinkum Roller Docker is a method of handling lambs which, it is claimed, can greatly speed up lamb marking operations. The roller docker uses rollers on which the lambs slide on their backs. The lambs are held firmly but safely in an adjustable chute which will hold up to five at a time.

Handling time is greatly reduced as one person only is required to fill the docker while another can sit at the bottom of the chute and perform the necessary operations. Not only does the device reduce the marking time and labour requirements but it should also reduce the risk of injury to the lambs.

A roller docker has been purchased by Salvador and is said to work extremely efficiently, the only criticism being the number of sharp edges on the framework.



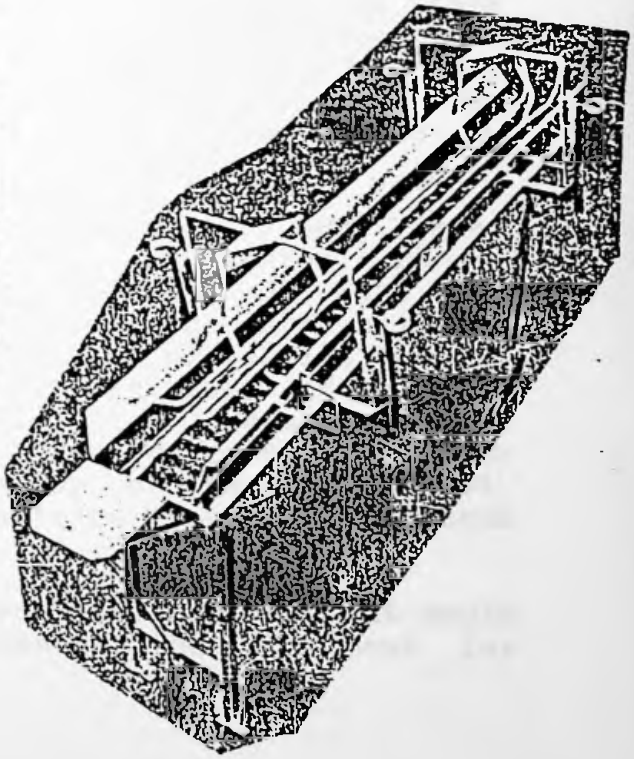

Several farmers are considering purchasing a roller docker which is being marketed by a UK company; further details are available at the Department of Agriculture.

D.WEST
MARCH 1990

A CLIMATE OF UNCERTAINTY

Theses days when we read articles on weather, the current issues facing us today are global warming and the depletion of the ozone layer; all indicate dramatic changes have taken place. And depending where you live in the world, dictates what climate change means to you.

In Europe and North America there is concern about acid rain, here in the Falklands we are particularly concerned about the ozone layer or rather the lack of it. We have a hole directly above us. To understand the changes occurring in the climate, one must first understand what the term climate means. Climate is determined by the prevailing weather conditions of a given region averaged over a number of years, whereas weather is the daily temperature, rainfall etc. The weather conditions at West Point or Roy Cove differ from those at Stanley or Port San Carlos yet together they make up the climate of the Falklands. Factors included in recording weather are the maximum and minimum temperatures, rainfall, as well as wind direction and in particular here in the islands, the force or strength of the wind. Rainfall (or the lack of) no doubt comes to mind as the biggest difference between West and East Falkland.

There is a general consensus of opinion in the islands that West Falkland has been dryer and warmer over the last five years or so compared to what people remember. This may well be true but at present there is no way to say how much of a difference there is between five, ten or twenty years ago and now. It is not possible to say how much rainfall has decreased or temperatures have increased for settlements and islands other than for Stanley and to a limited extent Mount Pleasant Airport. This is because weather records for Stanley (and Cape Pembroke) date back to the 1920's, and for Mount Pleasant since the military base was established there in 1983.

It is possible that weather records have been kept by more farms than the data in the Department of Agriculture indicates. Do you have any weather records laying at home? If you do, are you willing to let the data you have be incorporated into existing records for the islands? If so please either write letting me know or send them in. All records will be returned after they are copied and will be treated as confidential. Depending upon the number and distribution of weather records received it is hoped that a rainfall and temperature map can be constructed. This may enable weather forecast maps to be prepared for each month of the year.

If you don't have weather records for your farm or area but would like to start to collect data please contact the Department for further details.

G M HOPPE
MARCH 1990

COMMITTEES

When the future of ARC was being discussed in January/February of 1988, Executive Council agreed, "that an Agricultural Committee be established.." to have a general overview of agriculture in the Islands.

The following persons currently comprise the Agricultural Advisory Committee:

CHAIRMAN - The Councillor with responsibility for Agriculture,Hon.W.R.Luxton

The Farming Representative from the Board of FIDC,Hon.W.R.Luxton

A Farming Representative from the Board of Falkland Farmers, Mr.R.Evans

A Member of The Sheep Owners' Association, Mr.B.Hardcastle

Two Members of the Farmers' Association, Mr.I.Hansen and Mr.N.Knight

Senior Member of the Scientific Advisory Committee, Prof.I.Cunningham

Director of Agriculture, Mr.O.Summers (ex-officio)

General Manager FIDC, Mr.M.Summers (ex-officio)

Senior Scientist, Department of Agriculture, Mr.I.Dickson (ex-officio)

ROTATION of MEMBERSHIP

The Chairman will change as council decides. The Farming Representative from the Board of FIDC will automatically change when his/her term expires. All other members are restricted to not more than three years consecutive membership. Replacement members would be by nomination by the organisation concerned.

TERMS of REFERENCE

The Committee's terms of reference include:

Making recommendations to Executive Council generally on all matters pertaining to farming in the Islands, especially those areas in which Government can help farming to become more productive, efficient and profitable.
Regularly reviewing the policies and finances of the Department of Agriculture and making recommendations for change.
Making proposals in such areas as land sub-division, animal health and welfare, development of rural infrastructure, grants and assistance for current and new enterprises and presentation of an annual report on the agricultural industry.

O.W.Summers
MARCH 1990

WOOL: SOME FACTS AND FIGURES

The following graphs have been drawn using data collected from one farm in one year.

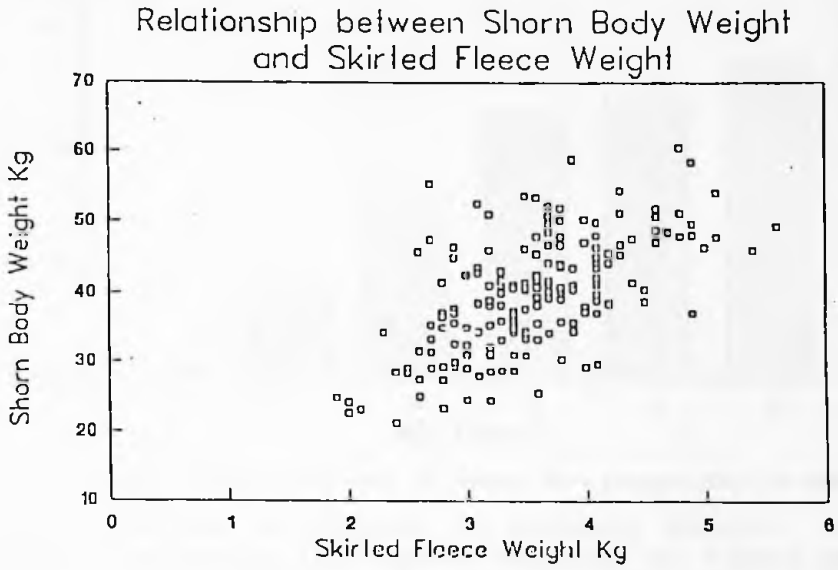

The wide scatter of points indicates there is only a slight relationship between fibre diameter and skirted fleece weight; lighter fleeces tending to have finer wool fibre diameter.

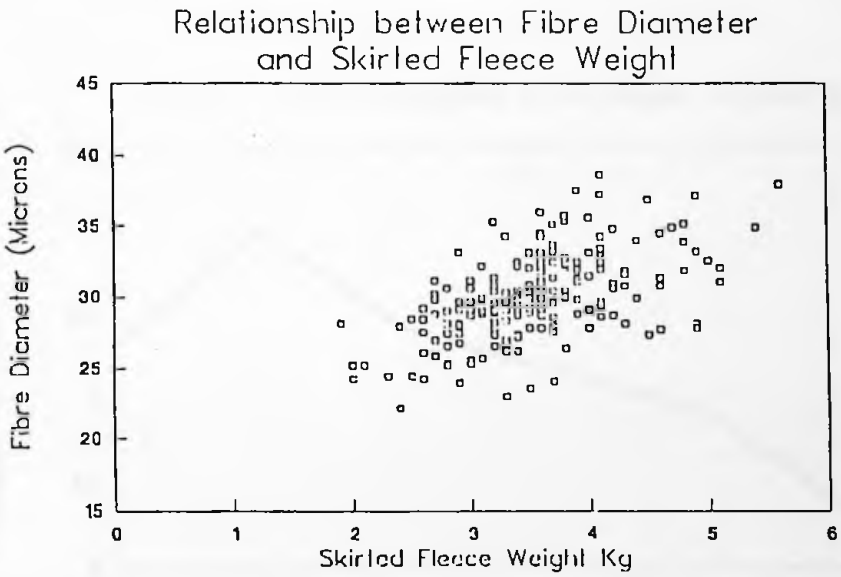

Data from Wethers born between 1983 and 1987

Similarly, there is only a slight relationship between shorn body weight and skirted fleece weight: heavier sheep tending to produce bigger fleeces.

The wide scatter illustrated in the above two graphs implies there is potential for reducing fibre diameter and increasing fleece weight by selective breeding from animals with the desired fleece characteristics. The rate of change in the selected traits will be greater than would have been if the points on the graph had been less spread out.

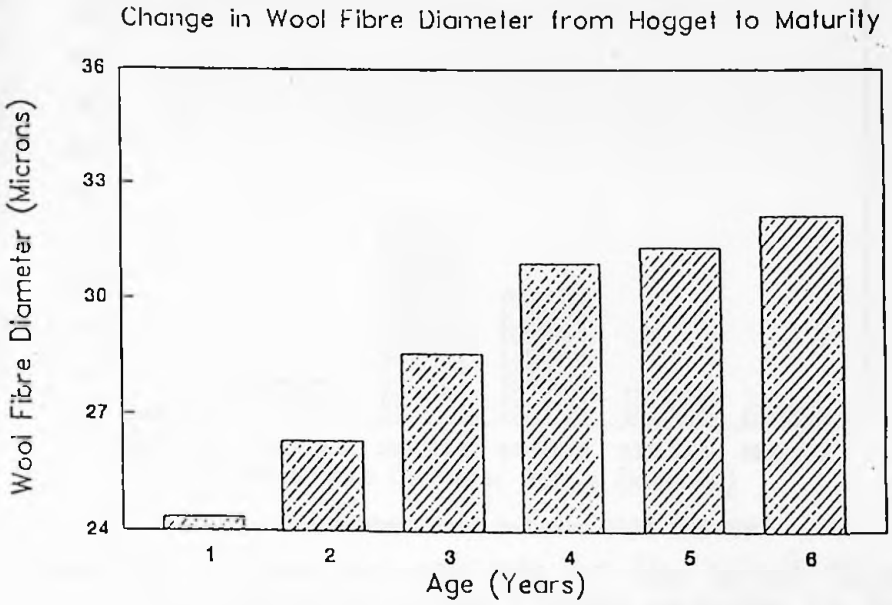

Average wool fibre diameter for Welhers born between 1983 and 1988

Wool fibre diameter is finest in younger sheep. As the animal matures fibre diameter increases rapidly at first up until about four years of age. The rate of coursening then slows down and begins to level off.

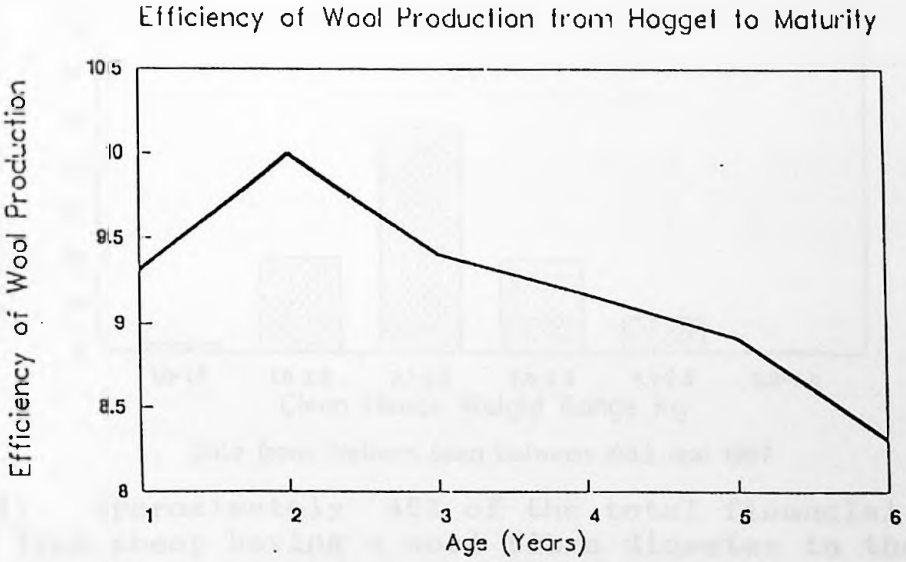

Efficiency measured as Skirted Fleece Weight as a percentage of Shorn Body Weight for Welhers born between 1983 and 1988

The above line graph implies that 2 year old sheep are the most efficient wool producers of all age groups. Hoggets are still growing at this stage and so devote more of the energy consumed to producing body weight rather than wool. From 2 years of age increase in body weight is not matched by a proportionate increase in wool production: as a result wool production efficiency declines.

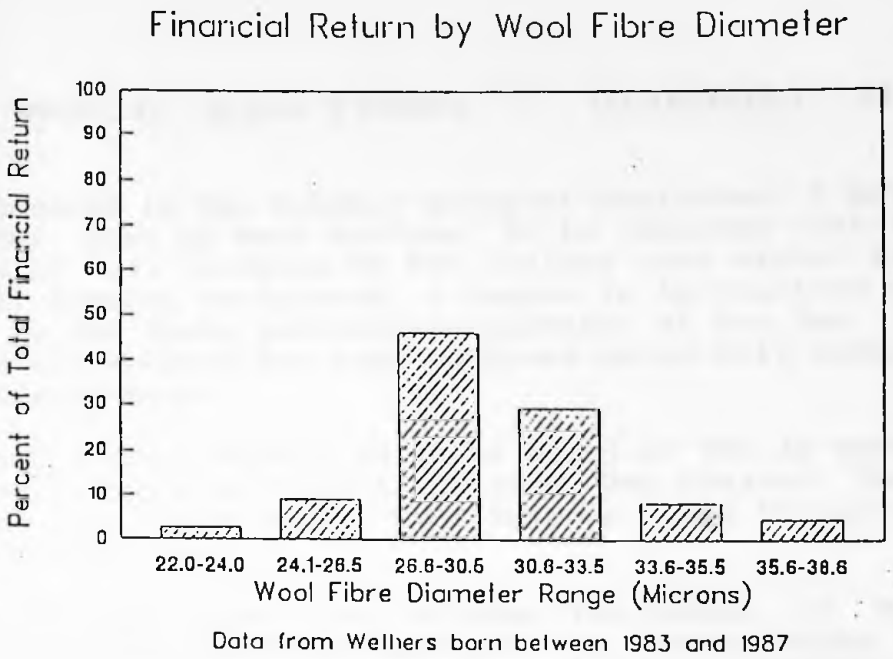

For this particular farm nearly 50% of the total financial return is derived from sheep with clean fleece weights in the range 2.1 to 2.5 Kg.

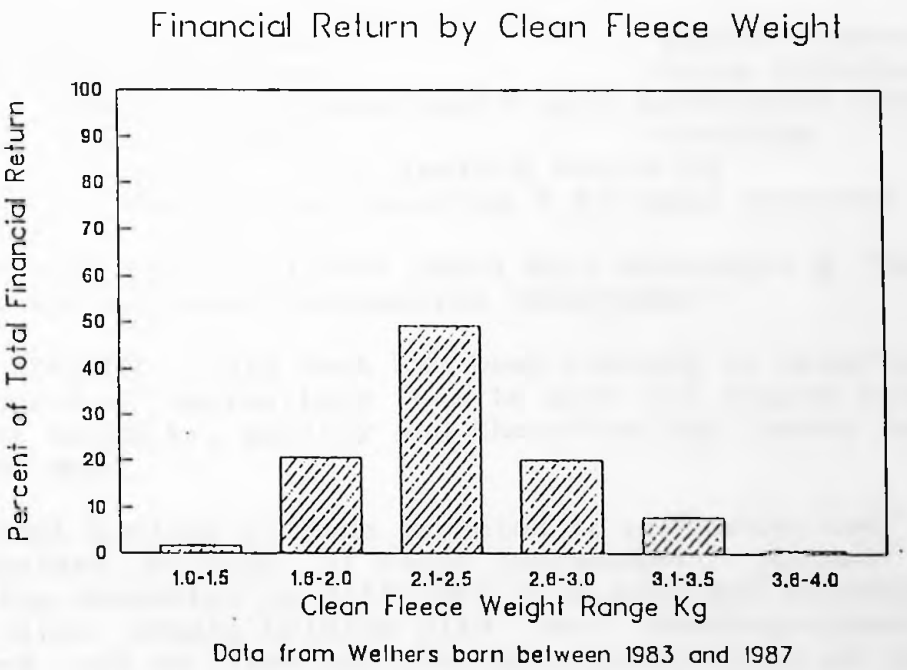

Similarly, approximately 45% of the total financial return is derived from sheep having a wool fibre diameter in the range 26.6 to 30.5 microns.

D.MAKIN-TAYLOR
MARCH 1990

WOOL ADVISOR — ROBERT HALL

As announced in the October issue of Woolpress, I have been given the new post of Wool Advisor. It is intended that I undergo 5 months of wool training in New Zealand this winter to build upon my hill farming background, a Degree in Agriculture and 18 months work as the Sheep Husbandryman/Advisor at Fox Bay. I will then return for another two year contract which will cover at least 2 shearing seasons.

TRAINING - The training is to be based on the 12 week Certificate in Wool Course at Lincoln College, New Zealand. The course is divided into three parts: Wool Science, Wool Production and Wool Classification.

Teaching will therefore include: The nature of wool follicle population and their influence on the fleece, sheep husbandry as it affects wool production, the relative importance and heritability of fleece characteristics and recognition of factors affecting the commercial value of wool.

The rest of the planned training consists of visits to:

Research stations
Genetics specialists
Stud sheep flocks
Group breeding schemes
Sheep breed comparison & wool production trials
Wool Co-ops
Advisors
Wool Testing Authority
Sheep plan recording & Advisory services

I am also to attend Wool Board wool workshops & Wool handlers course and an animal production conference.

WOOL ADVISOR - This post has been created in order to help the Department of Agriculture team to meet its stated aims of improving the quantity, quality and therefore the income from Falkland Islands wool.

The Wool Advisor will be expected to encourage the adoption of appropriate methods of flock improvement, animal selection & breeding according to different farm aims and situations. The job will also entail helping with wool grading/classification at courses and on farms and providing information on improved wool shed practice.

Other aspects of the job will include assisting colleagues with the current sheep advisory project and amassing information on Falklands fleeces and wool bales for the long term plan of a farm systems model.

If you have questions to which I may discover answers during my training please contact me at Fox Bay Village before the 10th April or at Lincoln College via the Department of Agriculture.

R.H.B.HALL
MARCH 1990

YOU AND THE NEW LAW

After last month's Open Day I was asked by several people what exactly the provisions of the Law of Property Bill as to rights of traverse will mean and so I went to see the Attorney General, Mr.David Lang.

The first thing he did was to draw the following diagram:

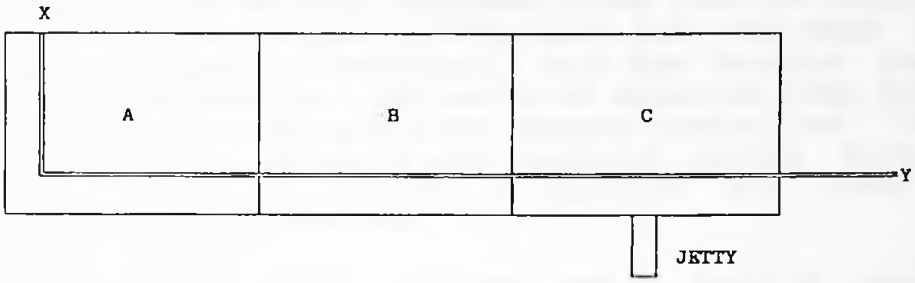

Let's say that A,B and C are sections of a sub-divided farm. The jetty is situated on C's land. A,B and C all have a right to use the jetty. A and B are landlocked and rely on the jetty to get their stores in and their wool away.

The track shown is part of a track that runs between X and Y (two other settlements) and has been used for years. This means that the track is a Right of Way granted impliedly to landowners or, in other words, by custom and tradition.
The English Common Law, which at present applies here (in this situation), states that anyone using the track would literally have to stick to the track even if it was impassable. Under English Law the traveller has the right to use the track (once he has the landowner's permission) but not the Right to Deviate. In other words, you would have to drive through the bog! This is because English Law states that the track must run between two fixed points. This position in English Law is not sensible in Falkland terms.
David Lang wants to put this right by the provision in the Bill for a General right of way. This would mean that once a traveller had your permission to cross your land, he would be allowed to use the track he decided was best. In other words he would have the Right to Deviate.
To go back to the diagram, if English Law were enforced here, B could effectively ban A from crossing his land to get to the jetty located at C if the fixed route X-Y was impassable. If a farmer sells his farm, the purchaser's bank or lawyers will create problems if he hasn't got a right to get to the jetty. The provision in the Bill would get rid of this nonsensical English position and reflect plain commonsense. As to the matter of second mortgages, I spoke to Norman Black at Standard Chartered Bank and he said, "The main difference to the farmer is that previously the farmer could only offer total security by way of conveyance. With the new Bill, even if a mortgage is outstanding, provided the value of his assets (land, buildings and livestock) exceeds his mortgage, he will be able to offer security of the excess thereby qualifying for a lower rate of interest due to the loan being secured.

MARC R.ALEXANDER - MARCH 1990

REMOTE CONTROLLED GATHERING?

News of one of the most revolutionary developments in sheep farming in the last thirty years has just reached us from, of all places, Italy. Mountain sheep farmers in the Northern Region have long had difficulty controlling their dogs at very great heights above sea-level due to whistle commands being lost to echo. The giant electronics firm, Folapirol (Firenza) Ltd (who made their name in the field of medical robotics), took the farmers problem on board and after 4 years and £2M worth of research came up with what they believe is the world's first remote controlled "sheep-dog". Scientists at the group's main research centre have designed the "dog" to be as lifelike as possible but have also included many innovative features.

The "dog" runs on Polyethaline rollers, has a totally weather-proof coat and requires very little maintenance. The power source is a small electric motor driven by batteries which are on a permanent trickle charge via the solar panel weaved into the "dog's" back. Other features include an anti-tilt mechanism, a small limited slip differential for rough terrain, permanent 4 wheel drive and a realistic bark effect. Plans for future models include mounting a camera in the "dog's" head. Not only will this will allow the shepherd or operator to get a dog's eye view by watching on the hand-held television set but he will also be able to spot any signs of illness or iminent lambing. Also in the pipeline for lambing season is a lamb reviving capability whereby the "dog", with the operator's help can identify weak and sickly lambs and be on hand to administer colostrum and glucose injections as necessary.

With the review, we received comments from a New Zealand farmer who has been helping the Italians to evaluate the "dog's" performance over the last two seasons. Speaking from Poisson d'Avril station in the high country, Mr. Ken Waters said,
" To all intents and purposes, this is a real dog and he has been invaluable to me over the last two years. He costs virtually nothing to keep and doesn't get tired. He obeys my every command and is always ready to work. Our only problem is that the New Zealand authorities class him as a farm vehicle and therefore he is subject to the Annual Road Test. We also have to pay vehicle tax and some hefty farm insurance for him but I reckon he's worth every penny. He's been invaluable to me."

If anybody would like further details of Robo-Dog then write to me and I will send details as I receive them.

MARC R.ALEXANDER
1 APRIL 1990

WHITE GRASS TRIAL UPDATE

The sheep involvement on the whitegrass grazing trial at Fox Bay is drawing to a close for this season. A few animals remain on the trial for about another week as we are in the process of dosing some with chemically impregnated paper pellets. By analysing the amount of each chemical present in the dung, we will hopefully gain an indication of what quantities of whitegrass and Christmas bush are being consumed. We will let you know the results when they are processed.

The heights (4,8,12 & 16cm) have been maintained throughout the season, but with the advent of the colder weather and the slower growth of the grass, most of the sheep have been removed from the trial plots to the summer ground. Agronomy measurements are continued until the end of May, including the annual bacterial analysis which gives us an indication of any change in species between plots and treatments.

The grazing days in sheep per hectare for the summer season are displayed below. The sheep started grazing the trial on the 6th November which is when most of the trial had reached their designated heights and are due to be removed on the 6th of April: a period of 151 days, for comparison data from the previous season are included in the table.

SEASONS	HEIGHTS			
	4CM	8CM	12CM	16CM
1985/6 (PART)	645	343	272	133
1986/7	1058	244	130	128
1987/8	848	535	463	436
1988/9	1004	931	585	405
1989/90	1103	669	803	811
MEAN	930	544	447	382

These grazing/day figures for 1989/90 can be expressed as the mean number of sheep per hectare (2.47 acres) for the trial period (151 days).

Height	Sheep per hectare
4cm	6.2
8cm	3.6
12cm	3.0
16cm	2.5

It must be borne in mind when looking at these figures, that not necessarily the same group of sheep graze each plot for the whole summer season. However, the same groups grazed the 8,12 and 16cm plots from shearing (20th November) until turn off. The 4cm groups were changed once at shearing and again in January.

S.HOWLETT
MARCH 1990

GOOSE GREEN SPORTS

This year's sports went ahead as planned in spite of unfavourable weather. Monday's Dog Trials went well although the dogs who worked before lunch had to endure some of the most scorching heat. Those who qualified for the Championship Dog Trials (from the East) on May 12th at Port Howard were:

T.McMullen - Tweed and Jed
G.Jaffray - Money
B.D.Hewitt - Fly

Tuesday blew a gale. The windswept jockeys carried on with dust flying everywhere. At the end of the day who was Champion Jockey...? Ron Binnie of course.
Noticable visitors to sports on Tuesday were, His Excellency, The Governor, Mr.Mosey, Mr. & Mrs.Black and the Bishop of Sherbourne, who, with Canon Murphy, was keen to run in the Veterans' Race. This, unfortunately, was not possible as they both flew to Hill Cove on Wednesday morning. However, when the race was run Uncle William Morrison came in 1st from Goose Green old timer, Sandy Coutts and the final sprint brought Dougie Hansen in for third.

Thursday's weather was awful being cold and wet. Thankfully the Goose Green shearing shed was on the agenda. The shed was brimming with all kinds of spectators. Tom King, Major-General Stephenson and his good lady (who I found perched high in the rafters getting some bird's-eye photographs of the contestants) and two Japanese journalists together with their FCO interpreter, Rosalind. The two gents arrived with armfuls of cameras and lenses and clicked off quite a few films. I tried to explain to Rosalind who in turn tried to tell the Japanese about the intricacies of the scoring system and the ins and outs of shearing. We were, however, at a loss as to finding a Japanese equivalent for "Rousie"!

After lunch, the Orientals left and Major-General Stephenson led his team into battle on the polo field. Unfortunately, his team lost and the Goose Green team ran out eventual winners.

On Friday it was pleasing to see so many children taking part, particularly in the horse events. Well done - not just to the children but to parents as well who are obviously encouraging their offspring in the art of horseriding.

To end the week - Steer Riding with Doc Hamilton and his clan helping to entice the steers up the chute. After a very interesting competition, the eventual winner was Arthur Turner.

So, what of the three dances? All were well attended with Friday's prize-giving being the most popular selling more than 200 tickets. The prizes were presented by Mr.Stuart Mosey after which everyone enjoyed dancing to live music by Patrick Watts and Shirley Dey. The dance went on into the wee small hours and by Saturday night most hosts and hostesses could relax with another successful sports at Goose Green safely under their belts.

A.HEWITT
MARCH 1990

CAPTION COMPETITION

After a fairly good entry to last month's Caption Competition, we chose two of the best. Both captions are from the ewe.

Rosemary Wilkinson's caption was:
"Well, with wool prices the way they are, it hardly seemed worth going on."

While Ian Hansen's caption was:
"No kidding Rod, that Bounce might be able to pen five wethers but for the gentle stuff, give me Fleet anyday!"

Well done to both.

This week's cartoon is again from "Clarts and Calamities".

The Editors
March 1990

HILL COVE SPORTS

Once again a crowd was gathered at Hill Cove to indulge in serious sport and leisure activities - although as usual it was often hard to tell which was more important. However judging by the shrieks of laughter, the high attendance at all events, and the intense activity on the dance floor to all hours of the morning, I would say that everyone had a thoroughly "sporty" time.

Most people turned up on the Sunday looking as if they had had a rough time on the track (which in most cases they had). There was a very lively dance that night lasting til the small hours and some were known then to live their finest hour of the whole Sports - not that I would mention any names like Mrs. Smith or anything. The day of the Dog Trials dawned beautiful and remained that way throughout for the barbecue and the 200 or so people gathered at the Boundary to watch the dogs and sheep and socialize. No prizes for guessing who DID get the prize: Uncle Leuch who as always was a very good sportsman - Bounce the old faithful (20), and May (44) came first and third, and Ian's pet Fleet (44) came second. Susan Hirtle's Liz (44) came fourth in the Open and first in the Novice where she was top dog from Dell (Ian Hansen) and Jip (Jimmy Forster).

Every lunchtime and evening was taken up with visiting the bars. The most popular perhaps was the schoolroom come bordello with a handy blackboard for everyone to write insults on. Following behind Ray in "most attended bar of the week" was probably Dick and Bella's where you could relax in the comfort of an armchair to hear Day and co. crooning loony toones on the old geetarr. That was enjoyable and everyone could join in - to some extent - depending on their vocal talents which in many cases was nil. Another lively night as far as home-produced music is concerned was in the aftermath of the steer-riding when heated discussion was kept to a minimum at the Boundary bar by darling I'm feeling kind of lonesomes and Tony's series of incredible jokes.

The horse racing was another enjoyable outing despite the wind and the frustration of a few non-participants. It was sunny and quite warm and everyone was impressed with Beagle who braved a lame leg to leave every other horse standing. However, we didn't see him up against Charmaine, another old favourite who ran off with the Governor's Cup whilst steered by Raymond. Marion Betts proved to us that her "Sun" horses still have lots of life in them yet but it was on Astor that she came second in the Governor's Cup. Tony Hirtle was third on the grand Illustrious and the Hon. Mr. Luxton was fourth on Scorpio. To everyone's lack of amazement but approval nonetheless, Raymond was Champion Jockey with 20 points and Tony was Runner-Up with 17. And Tony, if you don't know what to do with Blue Reef there is a willing taker here.

The shearing contest was perhaps a little predictable until the Finalist stage when Robbie Maddox showed that all these contractors can't beat him yet. He was joint first with Angus Dixon, the Mighty Pict, while Brent "Biggles" Mowat and Murray "Jacko" Jack chased them all the way home. Lucy, Janet and Sally had a fine time organizing the Foot Events: one had lost her voice, and the other two were probably drunk. Still a huge crowd turned up and although none of the original programme was adhered to (e.g. the Interlocking Wheelbarrow Race) good fun was had by all especially in the Multiple Sack Race and the "anyone can join in and scrap" tug-of-war. Special congratulations to Canon Murphy for his superb run around the track for the mile while commiserations go out to the numerous other oldies who failed.

Bad weather cancelled the gymkhana so a rapid and blow-free AGM was held instead once all the bars had been attended to. There was unanimous agreement that Sports at Pebble is an excellent idea especially if we get our act together and have a gymkhana at Purvis first. Post AGM and bar inspecting came the steer riding which could perhaps have been mildly entertaining were it not for some cheeky acrobatics from a normally sober citizen who obviously confused a trusting steer for Beagle and ACTUALLY GEARED IT UP!! It proved to be a laugh-a-minute and many a story could be told. However it was left to Mike Lurcock to take the cup with Marklin John coming second. Congratulations to both from the Woolpress.

And that was it!! Everyone had a thoroughly lively time from then on despite the odd hiccough (!) and the dance that night proved that everyone was still going strong. Apparently some youngsters were still living it up at 7 a.m. when others were struggling to catch the plane. It was sad to think that it was all over for another year but on the other hand it was quite a relief not to have the first rum and coke of the day with my breakfast.

JANET ROBERTSON
MARCH 1990

HOMECRAFT

SWEET AND SOUR CHOPS

For every 4 chops, add the following:

1/4 cup of vinegar, 1/4 cup of sugar

1/2 cup of water, 1/2 teaspoon ginger

1/4 teaspoon salt, 1/4 teaspoon pepper

METHOD

Brown chops in pan and transfer to a casserole dish. Add all the other ingredients to the pan and bring to the boil. Thicken with cornflour, drain off any fat from the sauce and pour over the chops. Cook in the oven until tender.

SUSIE HANSEN
MARCH 1990

BOOK REVIEWS

WILD FLOWERS OF THE FALKLAND ISLANDS, by T. H. Davies and J. H. McAdam, published by Bluntisham Books for the Falkland Islands Trust, Stanley, Falkland Islands.

I have been asked whether there are any books available on the identification of wild flowers commonly found in the islands. The above book is on sale in a number of shops in Stanley at a cost of £3.50 and it is well worth buying. It is pocket sized and well illustrated.

There are 48 pages listing sixty-one plant species found throughout the islands. The main text is divided into easily recognised groups with a brief description on identification and type of habitat where each species is found. This is supplemented with clear and well illustrated photographs.

The authors have achieved their aim of providing an easy to use guide of Falkland wild flowers for all to use: tourist, schools and amateur naturalists.

ECOLOGY AND AGRONOMY OF TUSSAC GRASS, by J.H. McAdam and D.W.H. Walton, published by The Department of Agricultural Botany, The Queens University of Belfast.

This is a summary of work carried out on tussac grass. It aims to provide farmers, agricultural advisers and conservationists with a broad background for tackling the problems of tussac establishment, growth and management in the Falkland Islands.

The report is based on the results of experiments carried out in the Falkland islands, Northern Ireland and South Georgia. The main text of the report describes in some detail various aspects of tussac grass; the problems of establishment and growth; the harmful effects of insects and disease; and small plot grazing trials on tussac survival and production. The report also lists recommendations for further research on tussac grass in the Falkland Islands and offers a practical guide to establishment and management, so far as is known today.

The report will be available for purchase in the islands at a cost of approximately £10.00. Those interested in obtaining a copy should make a request in writing to the Senior Agronomist, Department of Agriculture, Stanley.

G M HOPPE
MARCH 1990

CROSSWORD PAGE

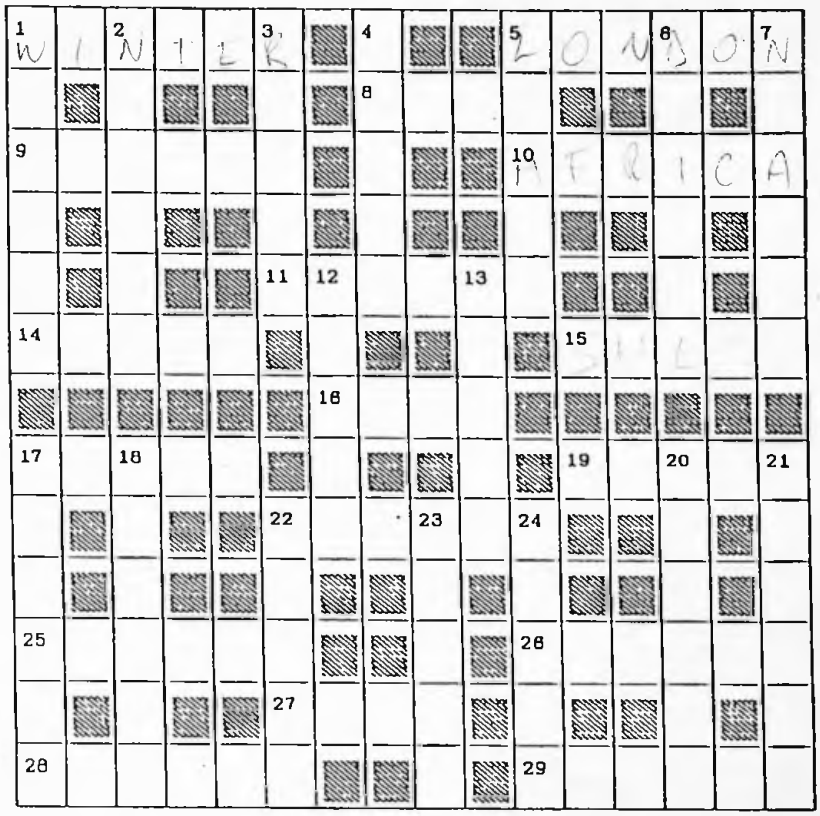

ACROSS

1 FOLLOWS SPRING
5 CAPITAL OF ENGLAND
8 WIND INSTRUMENT
9 ------ DRIFT (ZULU BATTLE)
10 CONTINENT
11 STINGING PLANT
14 TYPE OF HOUSE (STANLEY)
15 TO KEEP STOCK IN
16 TRAVEL AROUND
17 WILD
19 BIOLOGICAL FACTORS GOVERNING APPEARANCE
22 AUTHOR
25 EYES ARE THE ------ OF THE SOUL
26 IRON SUPPORTING BEAM
27 FACILITATE
28 STEERING (BOAT)
29 ONE FROM "THE LOST ARK"

DOWN

1 DISGUSTING
2 KILL
3 WOOD SAP
4 AUTOMATON
5 RENT
6 POWERED (WHEELS)
7 SHADE OR TONE
12 GO INSIDE
13 CRICKET GROUND
17 GROWS ON PLANTS
18 SPOILED
20 REQUIRED
21 BIRD ------
22 ELECTRIC (FOR EXAMPLE)
23 BELOW
24 BIG CAT (BENGAL)

WOOL PRESS

ISSUE 8 MAY 1990

IN THIS ISSUE



The Wool Press is published by the Agricultural Department

Editors — D. West and M. Alexander

EDITORS PAGE

Last month we said boldly, " as always we welcome any contributions from camp". Looking at the cartoons this month I think we made a mistake!
Talking of mistakes our new route from North Arm to Goose Green is not to be recommended and we would like to thank all those who searched for us. Will we ever hear the last of it ? Somehow I dont think we will be allowed to.
As the nights draw in we hope to be able to print more articles from farmers, we know many of you are carrying out your own trials, testing new machines or modifying old ones, if you would like to contribute five lines or five pages about a farming subject whether it is serious or not we would like to hear from you.

Following an April Fool´s story in the Sunday Times which claimed that the author, Salman Rushdie was in fact hiding out in Goose Green we found this story in a later edition of the same paper.

After a fishing marathon, all he had was a small salmon. He was about to kill it when the salmon said, "Wait! I´m too small!""Good Heavens, a talking salmon! What´s your name?" "Rusty,"said the salmon,"throw me back in the sea." The fisherman threw the salmon back into the sea and went home. About a year later he was fishing in the same spot, when a big fish took the bait. "At last, a decent sized salmon," he said about to hit it on the head. Again the salmon spoke "Hey! I´m your old friend, Rusty." "Amazing," said the fisherman,"what have you been doing" "Sitting on the deck of the Titanic writing poetry," the salmon replied. "Here look at this." The fisherman took the poems, and was impressed."These should be published," he said,"but what about a title." After some thought, the fish said:
"How about *Salmon Rusty´s Titanic Verses?*"

DAVID WEST APRIL

MARC ALEXANDER

"No, I AUGUST SEEN MARK OR DAVID ANYWHERE"!

RODNEY LEE
PORT HOWARD

Jeanette Clarke of Kings Ridge Farm kindly (?) sent in these cartoons.

NAVIGATION COURSES
CONTACT
MARK AND DAVID

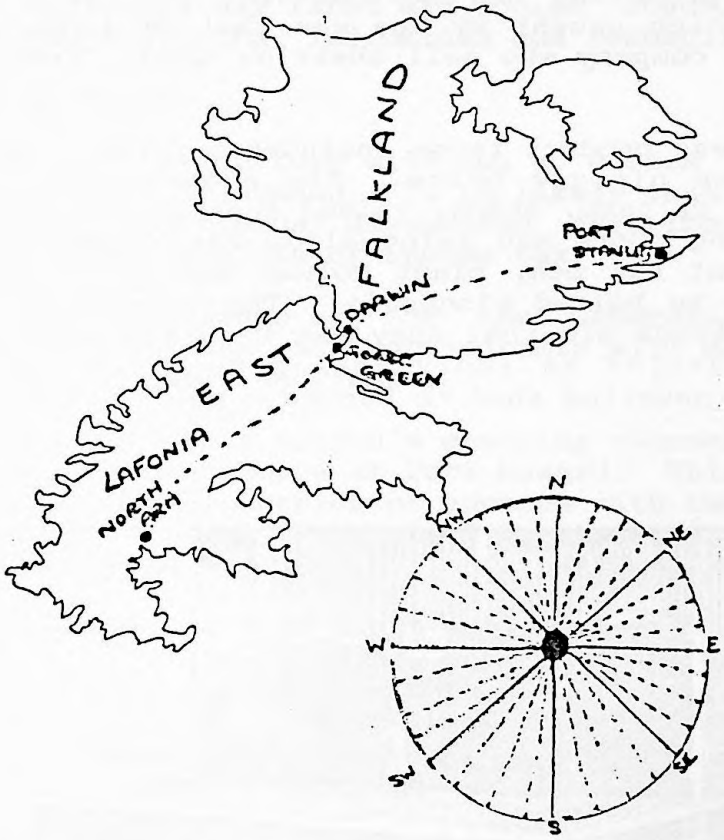

IS THIS THE CLARTS AND CALAMITIES OF THE FALKLAND ISLANDS?

NEW PRODUCTS

PORTABLE SHEARING STANDS

Following a letter to the editor of New Zealand Farmer, I have received a number of brochures from Australian and New Zealand companies promoting new agricultural products. One particular brochure which caught my eye was that of Boral Cyclone a large Australian company who sell shearing sheds, fencing and handling systems.

Borals latest product range includes a range of portable shearing stands, see picture below. The starter kit consists of the following; up ramp, steps, raised shearing platform, catching pen with batwing doors and swing slide rear gate, filler race, down chute, count out pen, plant column and tool tray. Extra units can simply be bolted alongside. The advantages of the portable shearing stands are that they can be dismantled in less than one hour and stored as individual panels against the wall thus allowing a shearing shed to become a multi purpose building.



The cost of a starter kit (single stand) is £2214.58 delivered to the Islands. For further information contact myself at the Department of Agriculture or Judie Summers at the Farmers Association office.

D. WEST
APRIL 1990

AGRICULTURAL TRAINING SCHEME

A newsletter has been sent to all farms detailing the range of courses which could be available this year. Two courses which could take place shortly are:

(i) First Aid:

Doctor Hamilton and the ambulance staff of K.E.M.H. are kindly setting up a basic one day first aid course covering bleeding, burns, fractures, poisoning, injections and resuscitation.

(ii) Accounts Workshop:

The Department of Agriculture will run a series of accounts workshops according to demand. It is likely that these would take the format of a one day discussion covering book-keeping problems and the implications of income tax.

A schedule has been drawn up for the Generator Maintenance courses to be held in June, all participants will shortly receive a letter confirming dates and venues.

April saw the last of this season's shearing courses with Robbie instructing six young people at Port Howard. This year's ATS (youth) have began their series of courses with two courses in Stanley; Basic Accounting (Payments & Receipts) and First Aid, thanks to all involved.

New Videos which arrived this month include:

4 Safety films - Overturning Tractors
Tractor Safety on Slopes
Electrical Safety
Livestock Handling

The Raising & Management of Goats
Poultry Production
Promotional tape from CASE TRACTORS
Promotional Tapes From Boral Cyclone (see new products)
"How to" guide on electric fencing

The bulk of Australian and New Zealand videos have still not arrived, but if you are interested in hiring any of the above or those already in stock please contact either myself or Marc Alexander.

D. WEST
APRIL 1990

ACHIEVING GENETIC IMPROVEMENT IN THE COMMERCIAL FLOCK

Many farmers have opted to introduce new genetic material into their flocks by inseminating their stud ewes with imported ram semen. The resulting ram lambs are introduced into the commercial flock at sexual maturity with the aim of improving selected production characteristics e.g. fibre diameter.

It is essential that farmers select ram semen with care bearing the following points in mind:

1. Examine the objectives of the breeder - these objectives must be the same as your own. If you want to improve fleece weight choose a breeder who is improving fleece weight in his own flock. Similarly, if your aim is to reduce fibre diameter choose a breeder with the same breeding policy.

2. The breeder chosen must be achieving an acceptable rate of genetic progress.

3. The breeder should use objective measurements e.g. fleece weight, fibre diameter to assess improvements in selected production characteristics.

Unfortunately, artificial insemination in sheep is not as well organised as in the dairy industry. This applies particularly to the interpretation of breeding data supplied by producers.

Beware of making direct comparisons between breeders. Such comparisons can only be made between animals from the same breeder or from different breeders if the sheep are tested under identical conditions e.g. on a sheep performance testing station.

The literature usually gives two measures of a rams genetic potential as follows:

1. Breeding Value.
This applies to individual production characeristics e.g. fibre diameter or fleece weight and is a measure of the degree to which the ram under consideration is better or worse than the average for all rams being tested at that time. +ve figures indicate better than average, -ve values are below average.

2. Breeding Index
This is a composite figure derived by combining individual breeding values multiplied by relative economic values for all production characteristics into a single figure. This gives a comparative economic value for the ram under consideration compared to the average.

D.MAKIN-TAYLOR
APRIL 1990

Apologies for any confusion caused by the accidental reversal of the graphs in my article of last month.

COMMITTEES

THE FARMER'S ASSOCIATION

Following the Farmer's Week meetings in July 1988 it was decided to launch the Farmer's Association. With the increased number of owner-occupied farms it was felt that an association should be formed which represented the whole of the farming community.

The aims of the Farmer's Association are as follows:

To:

(1) be a representative farming body to lobby Government on agricultural policies
(2) advise on agricultural grants and subsidies
(3) advise on agricultural development and training
(4) provide telex and fax facilities
(5) assist in the importation of livestock and semen
(6) co-ordinate breeding schemes

COMMITTEE

The Farmer's Association Committee is currently made up of the following people,

Mr.L.G.Blake (Chairman)
Mrs.J.Summers (Secretary)
Mr.R.Lee
Mr.J.Ferguson
Mr.I.Hansen
Mr.R.Binnie
Mr.P.Short
Mr.N.Knight
Mr.R.Poole
Mr.O.W.Summers (Ex-Officio)

Farmer's Association can be contacted any week day between 9.00 and 12.00 on telephone number 27211 (Extension 117) or by writing to :

Judy Summers (secretary)
Farmer's Association
Old Transmitting Station
Port Stanley

O.W.Summers
April 1990

TUSSAC UPDATE

This month has seen not only the first big snow fall and gales of the winter, but also the start of the Tussac grass research programme. Projects are underway at all locations throughout the Islands. The main objectives are to study the problems of establishment, insect pests and diseases.

The main objective of the establishment trial is to answer two questions:

1) When is the best time to plant.

2) Whether to use mature tillers or small seedlings.

Two sites located at Sea Lion Island and Fox Bay East are on oldtussac peat, whereas Port Howard and Stanley trials are on Whitegrass camp.

Planting into whitegrass camp is bound to fail! We all know that tussac grows best on coastal areas that previously had tussac but our experience and knowledge of planting tussac in areas of grass be it whitegrass or settlement paddock is very limited.

The finds have not been very encouraging, yet they have also not been complete disasters and therefore warrant further research. Another reason is that one of the consequences of the nutritional problems encountered during the winter is a loss in body weight. This occurs both on whitegrass camp and to a lesser extent on reseeds also. The main reason is that grass quality is poor during the winter. Tussac grass does not loose its quality to the same extent. Experience shows that animals can increase in body weight during the winter, therefore if sufficient acreages of tussac can be established , it would provide not only feed of good nutritional quality but shelter also. The trial sites at Port Howard and Stanley will make it possible to evaluate the potential for connecting small areas of whitegrass camp into tussac plantations that could be kept for winter feed. This could be of great benefit to the stud flock and especially AI ewes.

Next month the insect/disease trials will be set up at Port Howard, Sea Lion and Stanley, updates on the trials will be reported in future issues of the Woolpress.

If you are at any of the sites and are interested in looking at the trials, further details are available from Rodney Lee, Nigel Knight, Steve Howlett, Terry Clifton and myself.

G. HOPPE
APRIL 1990

WHOSE TROUT ARE THEY ANYWAY?

Fishing is an activity which brings townsmen into the countryside. It ought to be a happy encounter. I have enjoyed many days on the river banks - sometimes in shirtsleeve order and sometimes when ice has been forming in the rings of my rod. Sometimes I have gone home fishless and sometimes with a good catch. It's great, yet I am concerned about what I, an ordinary fisherman, understand about the state of the present laws governing, (or failing to govern?), the fishings. I say "understand" because I have not made a study of the laws and so am subject to correction. I offer my personal, unofficial views with the intention of starting a debate.

I'd very much like to see a review of the laws which affect migratory fish - brown trout/sea trout which spend part of their lives in the rivers and part at sea. These laws are or would be concerned with ownership, the right to fish and access to the fishings. They should take account of the possible establishment of a fish-farming industry based on salmon.

Ownership

The habits of the wild migratory fish make it difficult to regard them as property just as in the case of the water in which they swim. Let the law state clearly that they do not belong to anyone - or alternatively that they belong to Government. However rules are needed to ensure the free, uninterrupted passage of the fish through the rivers and back to the sea and to prevent the creation of barriers to such free passage.

Salmon farmers, i.e. those who rear fish in sea-cages, must have property rights in their fish. To assert that right they must be able to distinguish between their fish and the wild ones. That means tagging or freeze-branding. If the farmers choose not to do so and the fish escape then there is no option but to regard them as wild.

An alternative industry is fish ranching in which the fish are tank-reared then turned out to sea when a few inches in size. A catch of 10% of those released is regarded as a good return. The problems are greater here. I think that such fish should be regarded as wild unless (a) all the owners of fishings in that water catchment area agree to the industry being located there and (b) the fish are identifiable. Even so there remains the difficulty of what the fisherman is to do when he catches a branded fish - pay for it? be paid for recovering it? hide it?

The Right to Fish

First, let me point out that the right to fish is quite separate from the ability to exercise that right. I am not aware of any law which gives any landowner property rights in the right to fish. However he has effective control through his right to say who may cross his land i.e. he controls the right of access to the fishings (discussed below). Both the right to fish and the right of access to the fishings are properties and that means that they can be bought, sold, rented and used as collateral for a loan or mortgage.

I believe that the right to fish is a property which should belong to Government alone. That would be particularly appropriate since Government took a lead in establishing the trout here. It is necessary because some-one has to say who may fish where and when and how in order to conserve the fishings. It is not at all clear to me whether there is today any law or ordinance to allow effective control of fishing for migratory fish in the salt water. It is certainly possible to split the job with Government controlling the salt water and others the fresh, as seems to be the practice at the moment, but that would not be my choice.

The implication is that a system of licensing would operate. Licences would have different conditions attached according to whether the licensee wanted to use rod and line in the rivers or net fish in the inshore waters. (I know that a trout licence is needed today).

The right of access

Unless one wants to fish from a boat in the estuaries or salt water then effective control of the fishings is in the hands of the riparian owner (the owner of the land through which the water flows), whether it is fresh or tidal. It is my belief that a fishing property should be neither more nor less than the right of access to the water to exercise the right to fish. It should cover the right to walk the banks and river bed, the right to cross the farm by a recognised route(s) and the right to park a vehicle(s) at a recognised parking place(s). I think that there ought to be a legal title to any fishing property as opposed to an effective but legally indistinct right.

Problems arise where the fishing/access rights no longer belong to the present landowner(s) but have already been retained, sold or leased. It seems to me that each party through whose land the water flows should have an automatic right to one rod per day to be used only by himself/herself or a near relative (within a defined relationship range). That seems essential for the sake of goodwill.

Have a good debate. Do discuss it with your Councillor.

I.A.DICKSON
APRIL 1990

FARMERS WEEKLY VISIT

Farmers Weekly will soon be promoting a visit to the Falkland Islands, two groups of nine farmers will be arriving in the Islands during November.

Provisional dates are as follows:

Group 1 27th Oct - 4th Nov (The editor of Farmers Weekly, Ted Fellows will be guiding this party)

Group 2 1st Nov - 10th Nov

It is likely that the farmers will visit; The Agricultural Department, FIDC Hydroponic Unit, Stanley Dairy, Poultry Farm, Port Howard, Fox Bay Mill Pebble Island and Sea Lion Island. Farmers Weekly are particularly interested in recent agricultural developments in the Islands.

D. WEST
APRIL 1990

WHEN EAST IS EAST AND WEST IS WEST

The average citizen in Stanley is probably entirely unaware of a war, quiet but persistent, being waged in the rest of the islands. Not that it is particularly bitter or bloody - no-one would lay down their life for Queen and Country in its' honour - but it is nevertheless in evidence whenever a foolish and naive cretin makes the mistake of remarking idiotically "I think the West is nicer than the East" or, to be fair (as a completely unbiased person myself), "The West is a dump". Intelligent comments like these prove once and for all that as far as Kelper Campers are concerned the grass is NEVER greener on the other side.

When I was a kid, long before the days of the conflict, my Eastern (this doesn't mean she was Oriental, but if I called her an Easter she would sound like an egg) friend liked to rub it in that the West is nearer to Argentina and therefore doomed. Not only were we dangerously close to the enemy but we were basically a desert, a dump, uncivilized and probably mentally retarded as well. On the other hand the East was obviously better because the capital was built there and was thus further up in the scale of evolution. But I had my odd ideas as well: I was brought up to hear my Dad tell everyone (proudly) that they had set foot on "God's own Country" whenever they ventured in the direction of Port Stephens - of course I took this to mean that we possessed the true pioneering spirit and knew what it was like to be tough. Besides I could see for myself that the whole of the East was a swamp (I'd flown over Lafonia once or twice) and naturally decided that all evidence was in favour of "West is Best" (even poetry). So both of us were convinced that our own territory was either prettier or more interesting or more fun. I pretended not to mind that on the East they had the biggest mountain, the biggest farm, the biggest stone-runs, the nicest beach (on HER territory which made it worse) and the longest river.

The other cause of dissention and perhaps the most obvious one is a sort of puzzlement and amazement on the part of the Easters of how the Westers can put up with this total isolation with no overland connection with the capital city. This is not so much that they indulge frequently in the jazzy lights and hot spots of our metropolis but more because they appreciate the frequency of new faces all fighting to get out of town into the wilds for a break. On the other hand my Dad would shoot himself by Sunday evening if we had anything like the week-end visitors some of the North Camp people get. "Get me outta here!" is frequently heard from Westers in town who find it all very dull after life on the farm. In fact for some on the West the isolation is the most attractive aspect and are not at all bothered about any social life; for the rest the long journeys to two-nighters and sports have vastly improved by the greater frequency of watering-holes on the track.

over/

Not only this but the longer periods of reduced company ensures that all social events are right over the top and attended by a majority of lunatics. The East MAY (arguably) have the fastest horses, but who's got the whackiest bars?? And where are there dances every night of the sports to all hours of the morning??

The point is that whatever piece of territory is yours is by definition the best. You may have chosen to live on the East or the West, or it may have just been the way it turned out. But in the end the advantages or disadvantages (which are NEVER mentioned even to yourself) of your bit of turf are irrelevant to the fact that it is yours. And God help anyone who tries to tell me that Port Stephens isn't the finest piece of land on the West.

J.ROBERTSON
APRIL 1990

HOMECRAFT

This months homecraft recipe is a sauce or tangy topping for barbequed meat.

CHIMICHURRI

1/2 cup of oil
1 cup of warm water
1 cup of vinegar or wine
1 tsp table salt
2 cloves of garlic
2 tsps parsley
1 chopped scallia or green onion
1 small peeled and chopped tomato
1 tsp paprika
1/2 tsp cumin
1/2 tsp ground pepper or chilli powder
1/2 tsp ground oregano leaves
2 bay leaves chopped

The recipe can be adapted acording to preferential taste.

A.ROBERTSON
APRIL 1990

We are always on the look out for unusual recipes so if you have a particular favourite please send it to the WOOLPRESS.

CROSSWORD PAGE



ACROSS

1 OFFSPRING OF TWO PLANTS
4 SWITCH BETWEEN
7 SPECIFY
9 NOT EVER
13 DESPOTIC
14 GIRL'S NAME
15 PUT FORWARD FOR CONSIDERATION
17 REAL ESTATE
19 INDIAN PRIME MINISTER (FIRST NAME)
21 BLOOD
24 SICILIAN LAW OF SILENCE
25 HELD BACK
26 ISLAND (MEDITERANEAN)

DOWN

2 HIMALAYAN BIGFOOT
3 NEWS MAN
4 EVENTS FOLLOWING
5 JOGGED
6 FENCE TYPE (GARDEN)
8 TAKE LEGAL ACTION
9 POWERED (AS IN FENCE)
10 BROKE FREE
11 FROM ANOTHER COUNTRY
15 COME FROM
17 PUT PRESSURE ON
19 FOOLISH
21 STUDY CLOSELY
22 FRENCH FOR YES

WOOL PRESS

ISSUE 9 JUNE 1990

IN THIS ISSUE

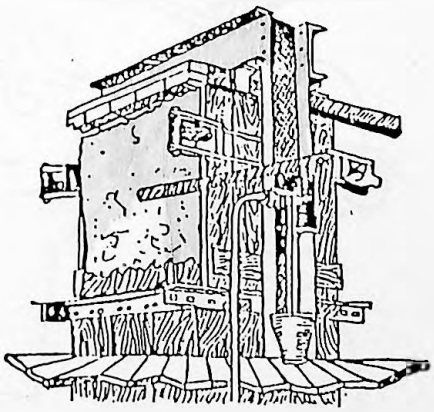

The Wool Press is published by the Agricultural Department

Editors — D. West and M. Alexander

EDITOR'S PAGE

Welcome to a fairly packed issue of WoolPress this month with plenty of comment from camp as to methods and objectives of breeding plans. In the run up to Farmers' Week it would seem to be the subject exciting most discussion. The Town Hall debates during Farmers' Week should be interesting to say the least. If anyone has any comment to make on any of the articles this month we would be happy to publish them. We would like to see more articles of this nature as they do tend to set people talking and the more individuals' views we hear the better able we are to make the WoolPress more appealing to its readership.

We also have an article contributed by Tony Chater which will be held over until next month.

Almost lost among the wealth of articles this month is an anonymous cartoon. We have no idea who sent it....answers on a postcard please....

The saga of the North Arm run (I mean disaster!) rumbles on as we have received yet another cartoon in the series "They won't forget this in a hurry!". This one is from June McMullen.

MARC.R.ALEXANDER DAVID WEST

MAY 1990



"Golly Marc, I hope the F.I.C. never subdivide Lafonia, it must be the only place where one can drive for 26 hours without seeing another soul!" JUNE McMULLEN.

BREEDING

SECTION

FORWARDS or BACKWARDS?

For a number of years now, farmers in the Falklands have enjoyed a relatively exclusive little corner of the world wool market with buyers seeking a slightly more special medium-quality wool in small quantities.

With three companies dealing with the second stage of the industry, marketing in whatever shape or form they took, practically all outlets were covered especially with those clients used to the product and who had been regular buyers for many years.

The wool sold regardless of what it was, fine 23 micron Polwarth, or mid-thirties micron britch-end, pen stained. Apart from a few sporadic sheep purchases by various farms from Antipodean sources, since about 1983 there has been little change in Falkland wool, and improvements have been confined to sheep sales within the islands. By this time the imported stock will be coming to the end of their useful life, and although progeny from them must now be widespread any genetic gain can only be diffused within Falkland flocks as the generations build.

Sterling progress in fining up a clip by judicious culling has been achieved by a number of farms, some others have gone the other way, with or without the advent of subdivision. Culling is fine if you have the sheep to spare and time to do it properly, it is the fastest and simplest way to get rid of the faults. But what happens when the faults reach levels where nearly every sheep in a breeding flock has something of a degrading factor in its makeup? Especially with ewes which are the greater number. Black spots, coarse britch, running hair, tiny frame with light fluffy wool, soft teeth, perpetually increasing toe lengths, they are all present throughout the islands and being culled for in roughly that order - but how well?

The old tradition of farms shearing their own sheep is going out gradually as more people moved off the larger properties when putting a gang on the board and a team on the tables and press, became impossible with an empty cookhouse. The flexibility of the old tradition went, but in its place came the contract gangs, here today there tomorrow (any dry sheep your way chay?) and suddenly farms large and small found that a lot more could be achieved outside over the summer, because the contract gang wasted no time in getting through a mob and on to the next shed. From a personal point of view this meant that the careful 'relaxed' inspection of the commercial ewe mobs went.

From a thorough eyeballing in the shed, and pushing them up a dozen at a time to the farm gang to shear, it went to a lookover as they ran through a pen gate, with a quick raddle on the nose for the worst offender, then back round to count out again, with contractors battling to finish before the sports week.

As the speed on the board increased, so did the table work in order to keep up. In speeding up the rolling, many of the high standards aren't even known let alone forgotten, by many.

Classing or grading the decreasing quality of the wool becomes more difficult annually as the uneven quality of the wool manifest itself throughout the breeds and fleeces. In crossbreds and older sheep particularly, the range can be from a fine 'A' around the neck and shoulders to tarbrush quality bristle around the skirt and hindquarters. But some farmers accepting an 'all-in' price for the seasons clip possible won't see a need to be too specific about how the grades are separated.

Bale pressing too suffered in quite a few cases, despite the claim by some that all damage was the shipper's fault. It is not uncommon even today, to see overweight bales bursting at the seams, underweight bales losing their hoops, stitching crudely inserted, and gaps greater than 2" just where strain is critical, no matter what type of wrapping. This is before they even get to Stanley!

The magnitude of change in the industry is not confined locally; as those who did not take it on board sooner are finding out this season for sure. Once upon a time, the industry in Bradford alone boasted mills with large sorting crews, unpacking each bale, unrolling each fleece and breaking it down into its various classes, known as quality counts. Up to 7 even 8 skips of the various 'qualities' were not an uncommon sight alongside each sorters 'board'; from a fleece you and I thought was just an average 'A', 'B' or 'C'. The sorters removed the stain that was missed, the bellies that got up the board, diddle-dee twigs and bulrushes, cigarette ends, ear tags, skin and other bits of sheep, bun cases, bits of woolpack - the lot - and made it fit to process. The combing industry catered for the product sent to it on its merits and the manufacturers demand for snow-white Falklands tops was good.

Now this has all changed. Market demand for heavy woollen goods has gone and the kick-back of this trend reversal is ricocheting through the industry, finally arriving back at the producer's door in the form of problems being faced today by farmers in the islands. This is not by any means the only problem barring a return to ideal market conditions, these should by now be well known and understood by everyone.

In the face of stiff competitions from man-made fibres made popular by designer label manufacturers and others who once used the end products from the wool industry and are now utilising synthetics, the wool industry has had to streamline its systems to cope with the changes. The sorters have gone, and with them the industry's ability to cope with any old rubbish baled up and sent to it. This is one of the most serious aspects for farms still running crossbreds, inbreds, mongrels and honorary goats. The sorters were good, no doubt about it, but they were expensive, especially when compared to just tipping the bale into the

washbowl, which is basically what happens now and is what the processors require.

But above all else, the market wants fine wool and there is pitifully little produced locally. Fine wool - why do we produce so little? What constitutes `fine wool´? What grows `fine wool´? How can we get it ? Why bother?

To take the last question first, ask any farmer who has not yet sold any wool from the 1989/90 season. His would not be sitting in the Bower Green warehouse amongst others, with a question mark hanging over them, if it measured around 23, 21, 19 micron and so on down to superfine. Fine and superfine is, as we should all know, what the buyers get from New Zealand, Australia and the Cape region instead of Falkland half-bred and X-bred, mainly from various strains of Merino, not all of which would `do´ out here, or are even easily purchased. Australia and New Zealand will not permit export of ewes which is one reason there are not too many over here. Rams are only half the genetic material. Polwarths too now extend further into the fine wool range, further than the original breeding levels achieved. Both breeds have outstanding wool weights and produce a dual-purpose animal, that is, wethers still make mutton.

A number of Polwarth breeding farms locally have proved the success of these sheep, however as with all breeds of sheep in the islands, input of new blood has for some time been restricted to inter farm sales and swaps.

We do not just require a few more rams anymore, but a virtual breed change. Everyone who runs anything over the present 27-28 micron level must surely feel this way. It does not require someone to set up a costly private stud-to-stock venture to provide for everyone else, that comes later and is already about eight years too late.

It requires a VERY COSTLY influx of new blood, ewes and rams, in a larger-than-ever-before quantity by NEXT breeding season, or it really will be too late.

The A.I. scheme has been an `interesting´ experiment with mixed results, but was more successful than the critics believed and despite attempts by some to sink it. All credit must go to those who did get it off the ground, and particularly the Veterinary Officer who has done most of the work to get it where it is. It works. It should continue to work but something bigger is urgently needed because three vets and 110 cans of semen are not going to achieve what is needed NOW, just that bit sooner than the AI will do it.

Lets forget for once, some of the endless mire of qualifying for assistance on farm size, and `development´ or `replacement´ basis, and start looking around hard. Lets forget for one `five year plans´ and where stock purchases fit in with them, and concentrate on how to get around import/export restrictions,

disease clearance aspects and limitation of purchases set by the Australian and Cape regions. Lets for once all get together and hammer out exactly what quantities of what breed are required by whom, and start campaigning for official backing and support in clearing the obstacles.

The allocation of funds for the next couple of years agricultural grant might be looked upon favourably as backing for EVERYONE, not just those using the system as it stands. A chartered shipment of properly chosen sheep fitting the established criteria, and no messing about trying to `tie-in´ with something, in the hope of some futile saving. Then depending on the size of the shipment and its success keep an open mind on further purchases.

I for one would rather see the camp track system wait for a year or two, because if some priorities aren´t got right, there may not be farms for the roads to go to. The islands are too small to compete with rough product.

Only with new stud flocks and new progeny from them will we eradicate the coarse woolled, black spotted mongrel ones and something we can sell can be produced - in quantity. Farmers Week is the ideal opportunity for one and all to state their views and at the end of it, get a concensus or vote to get something moving, not carry it over `until and opinion is sought´ or a `consultant is appointed´. The time for experiments and reports is over, the facts are well publicised by known authorities in the business, and have been for some time. The real pinch will soon be felt by many if someone soon doesn´t stick his finger up and say he wants something coarser than 28 microns in order to clear the sizeable tonnage of it produced this season and for the next few, until we start seeing some radical change in our flocks.

Meanwhile, some serious concentration on clip presentation by many people needs to be achieved if wool is not to be demoted to the lower grade classes for sale. Coarse, medium, fine, black & white and various pieces. Vary the lots from there. Then lets stop this wild rolling with a lot of stained edges left in, caused by rollers having to clear the table for the next wildly-flung fleece, as the rousie battles to cope with the blind-racers, record breakers and plain gun shearers seeing the last sheep come inside. Some firmness in this area by next season is going to be needed if the dismal displays of falling standards are not to be repeated.

There is no doubt at all that the packaging material for bales has as great a bearing now on sales as the products´ quality within, and those using the recommended materials can rest assured that those who aren´t are doing themselves and their sales no good at all. It´s all about reputation and whilst the feuding between selling bodies does little to help, it is not without some basic foundation.

I propose that the principle item on the main Farmers Week agenda be the thorough open discussion on resolving the disastrous situation facing the industry. Full ahead as opposed to Full Astern.

Hello .....is anyone there?

N.A. PITALUGA
MAY 1990

The Editors
WoolPress

In reply to your question, if I were able to buy purebred sheep from overseas then I most certainly would. I would be inclined to stick with Polwarth as they have proved themselves in the islands. They are also the breed that I run now so an injection of better blood should give me faster results.

I would go for two rams and as many ewes as I could afford. The rams produced would go to the main ewe flock and the ewes would go back to the stud flock once they were old enough.

It would still be a number of years before any economic benefits would arise but I really can't think of a faster way of making some improvements or, at least, one that would suit my pocket!

J.FORSTER
MAY 1990

To The Editors, Wool Press

I see Pete has dropped me in at the deep end knowing I can't swim, anyhow as it happens we been wheeling and dealing for weeks with an agent in U.K. for the purchase of some Polwarth purebred rams. I would have preferred to have got some ewes as well but hopefully we will do so in the near future.

If these two pass all the tests and are able to come, here's what I plan to do with them. Firstly the rams are both fine wool one of 17.7 micron the other 20.00 micron both have high yields of 75% and 85% and good body weights. What I hope to achieve through these two is to try and get the micron from our present level in hoggs of 25.1 sometimes 24.00 "depends on season so I'm informed" to around 22 maybe 20 "without having to rely on the seasons?", and get our older sheep who go as coarse as 31 micron down to an average of 28 with a good fleece weight. I would cross each ram with 100 ewes each, these ewes will be selected for a good frame "no black spots" soft fleeces of 'A'/'B' origin good wool weights and proven mothers.

Once the lambs are born they are number tagged. I'd select the best ram hoggets off each ram and at shearing time have individual tests done for micron count and record the wool weights, the same procedure would be carried out for ewe hogs. They'd all have fleece weights checked again as shearlings and so on. I'd then proceed to cross breed between the two stud flocks and also cross them to my present Merino cross rams bought from Greenfield, and ewes from Roy Cove also bought in recently. Any exsisting rams from previous breeds will be castrated once I've bred enough rams to spread throughout the main flock ewes. Crossing fine wool into coarse mongrel sheep is frustrating. We have been trying to fine up the flocks since 1983 and there are always setbacks. Sometimes a good fine forend but so rough from the middle of the back to the tail you wonder what went wrong. But I hope to see a significant improvement in the next five years and one day eradicate 'C' wool altogether but still maintain a good average weight from 'B' wool.

M. GOSS
MAY 1990

To the Editor
WoolPress

Answer to your question

Pending results of the A.I. scheme over two years, when we may produce a suitable ram (or rams!) to make it unnecessary, I would now want to import a Polwarth ram from a Stud with an established record of producing wool at the finest end of the range.

We have been moving toward Polwarth for some time and I now have a basic core flock of ewes which I would consider as almost `pure´ Polwarth. They were sired by the New Zealand Ram we imported in 1984 (with thanks to Brook Hardcastle for his selection expertise) which produced fleeces in the range of 18 lbs greasy and 23 micron as a mature ram. Their dams were by the Formosa ram I chose myself in Tasmania in 1980. He was a large framed sheep, a little stronger at about 24.5 micron and also heavy clipping. I know exactly what type of ram I want to put to these ewes to produce the next generation of rams for my Stud Flock, I just hope I can get him from somewhere!

There is much talk about mass importation of large numbers of sheep to bring about a rapid change in Falkland flocks. Personally I have reservations about the practical problems involved in this. There are only two possible routes - either you go generation by generation - crossing in with whatever pure breed you are chasing or you set up a seperate and pure flock which you hope will eventually expand to take over. Basic mathematics plus even very best Falkland lambings show that either route is a long one. There is just no magic FIDC wand to wave so that we can all instantly produce 19 micron wool.

Finally, the cynic in me urges caution in that history indicates that after many years of work and when we finally manage to produce a sizeable quantity of superfine wool - so will everyone else be. The price will collapse `cos along with that, `Global Warming´ will have gone into reverse and everyone will be wanting nice chunky woolies made from 28 micron Falkland super style. The Falkland Mill will declare a 200% dividend and be the main prop of the Falklands economy.

W.R.LUXTON
MAY 1990

Even now, very now, an old black ram
Is tupping your white ewe.

Shakespeare: Othello, I,i,88

SOME THOUGHTS ON BREEDING STRATEGY FOR FALKLAND FLOCKS!

Once again wool prices are low, so to stay in business every effort must be made to either cut costs or become more productive.

I will leave cost cutting exercises to other better qualified than I, but hopefully I can pass on some thoughts on increasing production by improved breeding practices.

'The main factor affecting the gross income from sale of wool is the total weight and quality of wool which leaves the Farm gate!'

This is determined by the following three factors: Stocking rate, average clean fleece weight and the average micron diameter.

Let us examine these factors in more detail;

STOCKING RATE

The quickest way to increase production is by increasing stock numbers! However this will only work up to a point. At very high stocking rates average fleece weights fall, and lamb marking percentages suffer. Stocking rates can be stretched by sub-division and alternating grazing within the farm, but soon the point is reached when the natural pastures will not support any more sheep. If more stock are to be carried, more productive pastures will need to be established by the introduction of better species of grass. Unfortunately this is very expensive and at the moment, not an economic proposition. How then can we still increase production? By selecting sheep with heavier fleeces and a finer average micron.

AVERAGE CLEAN FLEECE WEIGHT

When deciding a Breeding policy, it is useful to think of the breeding objective as profit! In wool producing sheep the two factors that influence this the most are a combination of clean fleece weight and micron. Both these factors can be increased or decreased by breeding. To increase average fleece weights within a flock, if we only introduced maiden ewes and rams into the flock from the top 60% of all offspring by woolweight, we would expect to increase the amount of wool produced by the ewes retained by 0.15 - 0.25 kilos per year.

AVERAGE FIBRE DIAMETER;

It is also possible to selectively breed from sheep that are in the top 60% of the flock and so gradually reduce the average micron diameter. This should increase profits as finer wool is more valuable!

BUT WILL IT?

For many years the Corriedale has been the backbone of Falkland Flocks, in some of the drier parts of the Islands the Polwarth is performing excellently. What will happen if we introduce large numbers of the ultimate fine wool sheep, the Merino? Perhaps this course of action should be approached with caution!

By breeding even finer wooled sheep we are competing directly with the enormous fine wooled clips of Australia, South America and South Africa. Alternatively by breeding coarser wooled sheep we will compete directly with the enormous cross bred flocks in New Zealand and Europe. At the moment our clip occupies a space between the two.

By breeding even finer wooled sheep we must be careful not to reduce fleece weight, reduce fertility, reduce hardiness, reduce milking ability.

By breeding even finer wooled sheep we must be careful not to increase shearing costs, increase incidence of flystrike, increase gregariousness.

If the Falklands were to expand its Textile industry and thereby add on more value to our raw material. A finer clip would not be as suitable for this as our present splendid product is.

THE INTRODUCTION OF STOCK

If we decide that our present flock is unsatisfactory and to change it internally will take too long, the process can be speeded up by introducing superior stock from elsewhere. First we decide what our breeding objectives are, and then we look around to see who has already made great strides in that direction. The easiest and probably the cheapest option would be to buy locally, unfortunately very few farms keep accurate production records so it is difficult to identify superior animals with a proven track record. The new record keeping system developed by the F.F.I.A. should solve this problem. This leaves us with the expensive and more difficult option of importing stock from overseas, this can be achieved in three ways.

over/

ARTIFICIAL INSEMINATION

This year will see over 500 ewes inseminated artificially, this is not many considering over 238,000 were mated naturally last year. However in order to achieve a acceptable conception rate, the laproscopic technique must be used and this can only be carried out by a Vet. I think one Vet would have difficulty Inseminating many more ewes than will be operated on this year, without prolonging the breeding season too much.

It is though a fairly cheap way to obtain a half bred ram, £180 should achieve this, assuming a conception rate of 50% and a 50% chance of obtaining a Ram lamb. It seems difficult to obtain a reliable source of semen from a stud having the same breeding objectives as our own, and the rate of progress will be slow, as we are only dealing in small numbers and because the generation interval is long.

EMBRYO TRANSFER

This involves collecting embryos from a donor ewe and transferring them to a recipient ewe. The embryo then develops into a foetus in the surrogate mother in the normal way. The embryos can be imported frozen, and like semen are less likely to transfer unwanted diseases. Also like semen the original stud retains the donor sheep for future breeding and is therefore more likely to make available `Top´ animals.
By importing the `complete animal´ breeding progress is speeded up as the generation interval is shorter that with A.I.

Unfortunately E.T. is expensive, although purchase of the embryo and transport are much cheaper than livestock, it would most likely require a specialist team to carry out the transfer. It could therefore probably only be considered as a `one off´.

IMPORTING LIVESTOCK

This is probably the most expensive option, but it does have its advantages. Purchase prices vary enormously, depending on the desirability of the animal. ~Transport costs can also vary enormously. The most expensive way is to import one or two animals, this can cost £2,000 in freight alone from Australasia. The cheapest way would be to Charter a Boeing 707 from Sydney to Mount Pleasant this could carry about 400 sheep and cost about £250 per sheep.
The aim would be to import ewes and rams, thus speeding up the rate of genetic gain by cutting down the generation interval. If purebred stock were imported one could be reasonably sure that desirable traints had been established, and would be passed on to their progeny.
Unfortunately Merino ewes if required could not be obtained from Australia. An alternative would be South Africa, but I would imagine importing livestock from that country would be a Government Vets nightmare.

BREEDING SCHEMES

A NATIONAL FLOCK

If a National flock of Merino, Polwarth and Corriedale was considered essential;

(a) Where would they be kept? A Research and Development Farm if we had one would be the ideal place!

(b) Who would pay for it and run it?

(c) Who would choose the super studs initially, and who would select suitable breeding offspring from them?

GROUP BREEDING SCHEMES

This is where a syndicate of Farmers with common breeding objectives, pool their elite breeding stock in order to make quicker genetic gains by the ability to choose outstanding animals from a larger selection than normal. They may also wish to augment this elite flock by introducing stock from elsewhere, the cost of this would be shared amongst them as would the benefits.
The advances made by either a National Flock or Group breeding could be spread faster by the use of locally collected semen, using suitably trained local operators.

Wool Testing and performance monitoring could be carried out locally by the Department of Agriculture on individual animals. Provided they are given the staff and facilities to enable them to carry out the work.

CONCLUSION

The price obtained for wool hinges mainly on, average fibre diameter!
Significant advances can be made in increasing wool weights, and reducing fibre diameter by breeding!
Production Records can greatly assist visual appraisal when selecting breeding stock!
A.I. using deep frozen semen is relatively cheap but very restricted in practice and reliability !
Superfine sheep have advantages but also many disadvantages!
Importing Purebred Livestock is expensive, but may well work out cheaper in the long run.
So now you all know my views on the subject, what are yours?
Rest assured that without collective positive ideas, any rapid progress towards improvement in Falkland Flocks, will be limited to a few innovative Farms dedicated to selective breeding practices.

N.A. KNIGHT
MAY 1990.

ACHIEVING GENETIC GAIN BY SELECTION OR CROSSBREEDING

The classic breeding techniques of achieving genetic improvement are by (1) Selection and (2) Crossbreeding.

This article will briefly describe the differences between the two breeding techniques, indicate the rates of genetic gain achieved by each of them and outline their practical applications in realizing genetic improvement through a structured breeding programme.

Improvement by selection depends on the degree of genetic variation within the closed flock. A performance test is carried out when objective measurements of wool production characteristics are recorded; individuals with superior records in the desired trait combinations being selected as breeding stock.

The potential for increasing wool weight/fibre diameter by selection is reduced in flocks where the individuals are genetically similar. However, where there is large genetic variability between animals the potential for gain is that much greater. In practical terms, Falkland Island flocks have historically imported Romney, Corriedale and Polwarth rams for use in breeding programmes. They are likely, therefore, to contain a large degree of genetic variability. In such cases selection for a particular trait will result in significant rates of genetic gain.

Improvement by Cross Breeding is the technique of introducing new genes into the existing flock, for example, by the use of artificial insemination, embryo transfer or livestock importation. Repeated cross breeding of the progeny is carried out until the desired genotype is achieved. A grading up programme is an example of this technique.

It is important to consider how the imported stock or its cross will compare with the existing group *in the same environment*. A ram with a claimed fibre diameter of 20 microns living in U.K. or Australia will not necessarily produce equally fine wool when imported to the Falkland Islands. A similar position applies to the use of imported semen. The effects of environment are significant and should be borne in mind when livestock importations are being considered. However, importations of top quality animals (particularly from areas where environmental conditions are similar to the Falkland Islands) can achieve a significant genetic improvement in existing flocks.

In a structured breeding programme, the two techniques are often combined. For example, imported rams being crossed with ewes in the unimproved flock (Cross Breeding); superior animals from the resulting progeny are identified by performance testing (Selection) to form the basis of future breeding stock .

The greatest rate of genetic improvement is achieved by selection within a closed flock with a high degree of genetic variability in the desired trait. Selection should be restricted to one production trait in order to achieve maximum gain. Selection for more than one trait at the same time results in a reduced rate of genetic improvement. The negative effects of selection for one trait upon other traits must also be considered. Cross Breeding without any selection achieves the lowest rate of gain.

In a practical breeding programme the first priority is to define the breeding objectives. In terms of improving fleece characteristics the choices are principally:

(1). To increase wool weight per head, maintaining fibre diameter.

(2). To reduce wool fibre diameter, maintaining fleece weight.

(3). To increase wool weight and reduce fibre diameter at the same time.

Note that objective (3) will result in a reduced rate of overall genetic improvement as more than one production trait is being selected. Objectives (1) and (2) will achieve the fastest rate of gain in the selected trait.

Characteristics such as low skin wrinkle count and an open face are important considerations in the easy care system of sheep husbandry in the Falkland Islands.

The decision whether to select for increased wool weights or finer fibre diameter is a matter of concern for all Falkland Island farmers. Work in Australia has shown that selection for increased fleece weight (while keeping fibre diameter from increasing) is in most cases more profitable in terms of monetary return per head than selection for finer fibre diameter. However, once the average clean wool weight has reached 4.5kg, reducing fibre diameter (without losing fleece weight) may be more profitable than increasing fleece weight depending on the existing fibre diameter. The clean fleece weight of 4.5kg applies only to Australia for the year in question and is not necessarily true in New Zealand, U.K. or the Falkland Islands.

The research group in the Department of Agriculture is currently investigating the relationships between fleece characteristics in the Falkland Islands. Results from this experimental work will have an important practical application for all Falkland Island wool producers.

D.Makin-Taylor
May 1990

WOOL SCIENCE NOTES

Colour in Corriedale Fleeces

Do you have the problem of too many sheep with coloured fibres scattered throughout the fleece? Is it bad enough to justify keeping such fleeces apart?

A recent study in South Australia has shown that certain non-fleece sites on the body can act as indicators of the presence and extent of pigmented fibres within the fleece. The best places are the horn sites and the lower legs, with nose/lips coming second. Viewing the hind legs from behind was shown to be as effective as close examination of all four legs.
This suggests that we should expect to reduce the incidence of coloured fibres in fleeces by culling hogget sheep which have pigmented fibres at the horn sites or on the legs.
It would be sensible to check rams this way and most people probably do so already but what about the ewe hoggets? The answer is a cautious yes. It has to be cautious because the association between site colour and fleece colour is a probability (about 40%) rather than a rule (100%). That shows that it's not a simple genetic association and that we should expect slow rather than fast, consistent results from such a culling policy. It may be possible to make faster progress when the genetic rules governing the association become clearer.

Selecting for High Fleece Weight

If hoggets were selected on the basis of their greasy fleece weight, what would the consequences be?

In a Romney flock in South Island, New Zealand , a high fleece weight sub-flock was established from the top 0.6% (192) hoggets out of 32,000. They were mated with rams which also had exceptionally high greasy fleece weight and the resulting progeny were compared with a random sample from the general flock.

The progeny born to the high fleece weight group produced 0.66kg (28%) more wool as hoggets in 1985 and 0.36kg (12%) more in 1986. The high fleece weight group were heavier at all stages and had greater staple length and fibre diameter (1 micron). Staple volume, based on length and diameter, was 11% greater but accounted for only half the difference in fleece weight. That suggests that the high fleece weight group also had more fibres per unit of skin area. Their wool was also slightly more yellow.

Half a kilo more wool at the expense of 1 micron greater diameter seems like a good bargain - provided that the sheep remain open-faced.

I. DICKSON
MAY 1990

BUYING LAND to START FARMING in the UK?

FORGET IT!

Avid fans of the Archers will be aware that even in fiction dramatic changes have taken place in the ownership of farmland in the U.K. Professor John Nix has recently prepared a report which illustrates why this change has come about and highlights the hard economic facts, which prevent a young person from entering the industry.
If we assume that a young person has to borrow all the money and that this is possible (an extremely unlikely assumption!) the annual capital repayment and interest charge will depend upon the price of the land, the repayment period and rate of interest. If you assume a land price of *£5000 per ha (£2023/acre), a rate of interest of *12.5 per cent (the lowest available from the AMC) and that the repayment period is the longest possible i.e. 40 years. The annual sum to be paid is *£633/ha or £256/acre. This is not all, if you assume all the tenants capital (average *£1250/ha or £505/acre) had to be borrowed at 12.5 per cent also, this would add *£157/ha (£63/acre) to the annual finance charge making a total of *£790.

The total of £790/ha compares with the average return from farming in U.K. of *£145/ha which is less than a fifth of the finance charge. Even the 'premium' level of *£195/ha is barely a quarter. Furthermore unless he has another income, the farmer has to live out of the return.(a charge has been included for unpaid labour when arriving at the average return)

It is therefore virtually impossible to be able to buy land to start farming unless you have 80 per cent of the total capital already available, from which no return is expected, at least in the short term.

There are no grants or incentives available for land purchase by young farmers and it is almost impossible to rent a farm, obtain a partnership or engage in a share farming venture.

So who is buying farms? At present many small farms are purchased by people who have inherited large sums of money or made them outside farming, in finance and industry. The reasons for purchase could be for taxation benefits, the hope of long term capital growth or as is becoming more and more common purchase solely based on a large farm house and its associated sporting benefits such as shooting and fishing.

This situation will only worsen as land prices continue to increase while the return from farming falls. So why do young farmers risk bankruptcy and hardship even now? Maybe the answer lies in a quote from Margaret Mitchell (1900-1949) who wrote:

"Land is the only thing in the world that amounts to anything, for 'tis the only thing in the world that lasts....' tis the only thing worth working for, worth fighting for - worth dying for".

DAVID WEST
MAY 1990
* SOURCE - JOHN NIX DECEMBER 1989.

SHEEP TERMS

I was asked several months ago whether we could print a glossary of sheep terms. When Iain found the following table in British Sheep, produced by NSA we decided to include it in this month's issue. Sheep terms will always vary from country to country and we would be interested in any local terms not included in this table.

TRADITIONAL SHEEP TERMS

Periods	*Uncastrated Male*	*Castrated Male*	*Female*	*Remarks*
Birth to weaning	Tup lamb. Ram lamb. Pur lamb. Heeder	Hogg lamb Wether lamb	Ewe lamb Gimmer lamb	A sheep until weaning is a lamb
Weaning to shearing	Hogg (also used for the female) Hoggett (also used for the female) Haggerel, or Hoggerel Tup teg, Ram hogg. Tup hogg	Wether hogg Wedder hogg He teg	Gimmer hogg Ewe hogg Sheeder ewe Ewe teg	Hogget wool is wool of the first shearing
First to second shearing	Shearing, or Shearling, or Shear hogg Diamond ram Dinmont ram One-shear tup	Shearing wether Shear hogg Wether hogg Wedder hogg Four-toothed wether*	Shearing ewe Shearling gimmer Theave Double-toothed ewe* Double-toothed gimmer* Gimmer	'Ewe', if in lamb or with lamb; if not a 'barren gimmer'; if not put to a ram is a 'yeld gimmer'. (Scotland) A ewe which is barren or has ceased to give milk is a 'yeld ewe'; taken from the breeding flock she is a draft ewe', or a 'draft gimmer'.
Second to third shearing	Two-shear ram Two-shear tup	Six-toothed wether* Two-shear wether	Two-shear ewe	
Third to fourth shearing	Three-shear ram Three-shear tup	Eight-toothed wether* Three-shear wether	Three-shear ewe Winter ewe (Scotland)	
Afterwards	Aged tup or ram	Full-mouthed, full-marked or aged wether or wedder	Ewe	After fourth shearing 'aged' or 'three winter'

A.T.S.

All those farmers who originally requested a Generator Maintenance course should have by now received a letter confirming dates and venues. The programme will be as follows:

Course 1	Sunday 3rd & Monday 4th June	Estancia
Course 2	Wednesday 6th & Thursday 7th June	Goose Green
Course 3	Saturday 9th & Sunday 10th June	Salvador
Course 4	Tuesday 12th & Wednesday 13th June	Port Howard
Course 5	Friday 15th & Saturday 16th June	Fox Bay West
Course 6	Monday 18th & Tuesday 19th June	Chartres

Graham Penny, the Lister engineer, will be arriving on Friday 1st June and departing Wednesday 20th June so it is going to be a very tight schedule indeed.

First Aid courses will be taking place at Walker Creek, Goose Green, North Arm, Port Stephens and Port Howard. Dates to be announced.

On the A.T.S.(Youth) side, Lisa and Russell recently attended a book keeping course in Stanley completing Accounts Books 1 & 3 for a model farm. For this year's trainees it is hoped to run a welding course at Manybranch on Saturday 9th June.

New arrivals to the video library include:

Australian Shearing Shed Design (with an excellent section on gates)

Depending on Copyright Laws the following John Cleese management videos may be available:

The Balance Sheet

Writing a Business Letter

Budgeting

It is hoped that the Australian and New Zealand Wool Board videos will arrive shortly.

D.WEST
MAY 1990

NEW PRODUCTS

This month's new product comes from Clive Wilkinson of Dunnose Head, many people have complained about the effectiveness of the landrover differential lock so an Australian company ARB have developed a separate pneumatic system.

The 'air locker' system enables a driver to lock a differential from inside the vehicle at any speed. The 'air locker' works through a compressor, using air to lock the differential, the unit engages in a tenth of a second from the dash board switch and is claimed to be twice as strong as the standard gearbox diff.

ARB claim that the unit is simple to fit and suitable for all Land Rover makers including Series One. The 'air locker' can be installed on either front or back axle or both.

The unit is available from the U.K., at approximately £640/axle, for further details contact the Agricultural Department.

DAVID WEST
MAY 1990

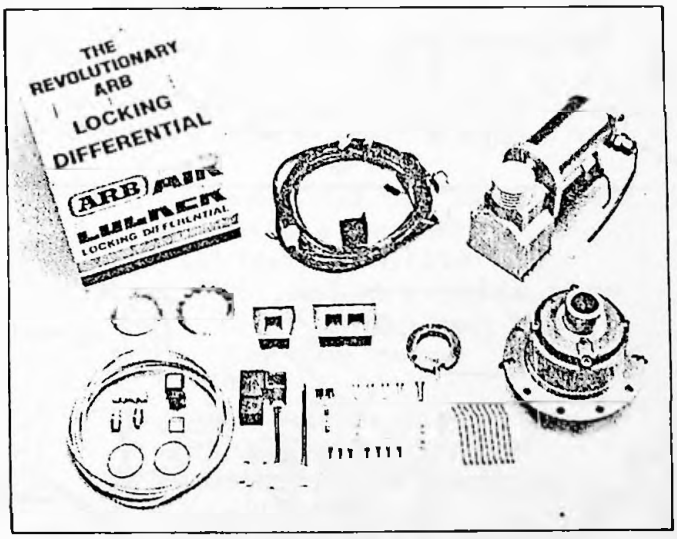

CALLING all EX-DARWIN SCHOOLERS

There will be an over 18's dance in the Town Hall on Tuesday 3rd July from 10pm to 1am for all ex-Darwin schoolers and their partners. There will also be a bar from 10pm to midnight. The tickets are priced at £2 per person and they are available from either Mike Evans or Mandy McLeod in Stanley.

CAPTION COMPETITION

Another in our series of cartoons suitable for alteration by readers. The possibilities for this one seem endless....

Answers to the usual address please.



Costolette Impanate Agre

Onions - 3
Wine vinegar - 225ml/ 8 fl.oz
Oil - 125ml / 4 fl.oz
Sprigs of rosemary - 2
Sage leaves - 4
Salt
Peppercorns - 8
Small loin chops - 32
Plain flour - 50gr/ 2oz
Eggs - 3
Milk - 4 tablespoons
Breadcrumbs - 100g/ 4oz
Butter - 40g/ 1 1/2 oz
Oil - 2 tablespoons

Chop the onions very finely, put in a mortar and crush with a pestle until juice begins to come out; or pureé in a blender. Transfer to a large shallow dish. Add the vinegar, oil, rosemary and sage leaves, a sprinkling of salt and the peppercorns. Stir well and add the chops; turn to ensure they are well coated. Cover and marinate for 24 hours. Remove the chops and dip first in flour, then into the eggs lightly beaten with the milk, and finally into the breadcrumbs. Put the butter and oil in a large heavy pan over a high heat. When very hot add the chops in batches and cook until lightly browned on both sides. Remove and drain on absorbent paper towels. Keep hot until ready to serve.

Time: 30 minutes to cook and 24hrs marinating. Serves 8 people.

Trucha con salsa verde

4 trout, cleaned and the heads left on
Salt & pepper
2 tablespoon olive oil
200 ml (7fl.oz) dry white wine

For the sauce

1 large bunch of parsley
1 tablespoon capers
2 midget picked gherkins
2 anchovies
6 tablespoons olive oil
Juice of 1 large lemon
Salt & pepper

Set the oven at gas Mark 8, 450 degrees F, 230 Degrees C. Wash the trout, season with salt & pepper and put in an oiled oven-proof dish. Pour over the wine and bake for 7 to 10 minutes or until the flesh is opaque and flakes when pierced with a pointed knife. To make the sauce, finely chop all the ingredients in a food processor thin, if you like, with a few tablespoons of the cooking liquid. Remove the fish to a serving platter and lift off the skin from the uppermost side of each fish. Spoon the cold sauce over the trout & serve.

L.WALLACE
MAY 1990

Marrow

CROSSWORD by MANDY McLEOD



CLUES ACCROSS

1. One ingredient of pink gin.
9. Indefinate article.
10. Blue or Strawberry horse.
11. Small farm.
12. Policeman.
15. Rocky outcrop on moors.
16. Bad.
18. Irish kissing stone?
20. Back of neck.
21. Female rabbit.
22. Play.
23. Member of Parliament.
25. Spanish prefix.
27. Space.
29. Disturbance or worry.
31. Attatched to.
32. Hanging loop.
34. Ourselves.
35. Goldfish.
36. Of dogs.
37. Above/high
39. Small group of seals and whales
40. Exist.
42. Type of sheep
44. Fern.
45. Cooker top
46. Flightless bird
47. Milk cow
48. Not any

CLUES DOWN

1. Halfway stop UK/FI.
2. Alternative.
3. Spanish sun.
4. Childish thankyou.
5. Cannot do.
6. In advance.
7. Woodworking tool.
8. Important town
9. Soil cultivation.
11. Definately not.
13. Egg.
14. Seed
17. Citrus fruit drink.
19. Decomposed.
24. Of little worth.
26. Highland.
28. Cleaning implement.
30. Employ.
33. Bouncing sounds
35. Part of shearing handpiece
38. Sheep holding area.
40. Related to.
41. Female.
43. Frozen water
44. Purchase.

WOOL PRESS

ISSUE 10 JULY 1990

IN THIS ISSUE

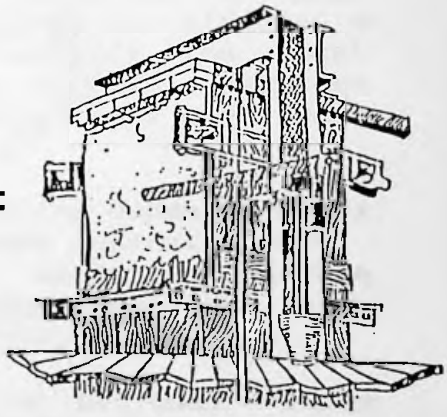

The Wool Press is published by the Agricultural Department

Editors — D. West and M. Alexander

EDITORS' PAGE

Welcome to this edition of WoolPress which, among other things, includes more articles on the subject of breeding and a few thoughts on the future of the wool market.

We also have to welcome Michael Reichel back to the islands. He has returned to act as locum for Peter Armitage while Peter takes a well earned break in Britain. As readers will be aware, this year's Artificial Insemination Scheme has now been completed with about 70% more ewes being presented this year. Fingers crossed for October onwards.

Janet Robertson is also leaving the islands in the near future and we would like to thank her for all her contributions to the WoolPress and wish her good luck in the future.

Finally, with the stock return forms having just been sent out the following cartoon.....

Marc R.Alexander David West



"QUIET will yer . . . I'm counting!"

To the Editors of WoolPress

Thank you for your invitation to add to the letters published in WoolPress which give various views about breeding policies for and in the islands. I had decided that the subject was too large and complex to be contained in a brief article. Leaving aside much of the detail, for what its worth, here are a few of the broader aspects of the subject to ponder.

Like any other, farming is a business with the accent on profitability. One must produce and present to the clients (in an acceptable form) a product they will want to buy. If one cannot do this then the business is shot. Historically, the sheep breeder knows that fashions change and world circumstances have a direct effect on what he should or should not do. Ladies decide to cut a yard or so off their skirts one year and wear maxi coats the next. The world price of oil goes down making synthetic fibres directly competitive pricewise with wool. Large wool consumers suddenly do not have the hard currency necessary to purchase the wool we want to sell.

Millions of bales of wool of all types and micron diameters are in store waiting to be sold, waiting for something to happen. Storage costs add to the ever increasing costs of production. Its a black picture and how to resolve it is a very difficult question. It has all happened before and in the past one hung on and waited for it to come right as it did in 1952.

One could spend reserve savings put by for just such an event to buy finer woolled sheep and spend a lifetime getting things right in order to add to the thousands of bales of fine wool already in storage. Perhaps in the meantime the Japanese will decide to re-carpet all their hotels and the Russian economy might come right.

One could spend the hard earned reserves, if there are any left, growing more grass so one can, at least, produce more sheep whose wool could add yet more bales to the stockpiles.

One could perhaps use the present situation to pressurise anyone and everyone to consider using the other bit of the sheep which we at present throw away. Even though we live under the shadow of Ajax Bay, would it not make sense to have a small meat processing and freezing works. The experts say that the throughput of meat would not warrant the capital investment required to finance a meat complex. Starting with a small works to satisfy the local and military consumption, it could be expanded to take advantage of the estimated 400 tons of boned meat we throw away each year even if we only produced mince.

It has been said that far too much of the fishing bonanza money has been spent on what is termed as "much needed infrastructure". In percentage terms, too little has been spent on revenue generating projects. It is said that they are too risky but, even so, they could well add to total revenue if given the chance.

Perhaps it is time money was spent on a national flock improvement scheme. Its not the easiest thing to implement but the benefits (if successful) are well worth the effort.

It is said that Falklands wool is some of the best of its type available in the world when prices are good but, when prices are low, (for whatever reason) our wool is like a cow's tail.

Every flockmaster will dedicate himself to a lifetime of endeavouring to produce what (to him) is a flock of perfect sheep that suit his particular environment. To the best of my knowledge it has not yet been achieved although that does not mean we should give up trying.

I for one still have faith in our unique product.

B.HARDCASTLE
JUNE 1990

To Editors
Wool Press

I received your letter of 31st May posing the question what breed of sheep would I import and how would we use them in relation to our flock, Polwarth would be the Breed, we would go for two rams and twelve ewes if we could afford them. One of the rams would go to our present stud flock and the other with the imported ewes for a Pedigree Flock to supply rams for the stud flock. Polwarth have proved themselves in this part of the Islands giving a good return, we are trying to increase fleece weight but keep wool fibre diameter about the same overall average of 26 micron.

Many people have different opinions on breeding, but until we have a proper recording system I can't see a great improvement in the Falkland Wool Crop.

D. DONNELLY
JUNE 1990

In answer to your question.....

From a national point of view I wonder whether there is anything wrong with our present wool micron range. It is true that fleece weights are rather low compared to other similar parts of the world and that better breeding would go a long way to improving it. It is also true that Horseshoe Bay is not the only farm where fleeces range from 24 micron at the head to 30 odd micron at the britch. The usual result when crossing Merino and suchlike with Crossbreds or predominantly British breeds. Evening up the individual fleece is probably more difficult than breeding a generally finer fleece. for those who believe the beginning and end of all is getting a fabulously high price for their hogg wool they can always starve their sheep a little more to boost their ego.

By importing superfine sheep there can be little problem in breeding a few superfine sheep on one's house lawns or whatever, but the 64,000 dollar question is how those sheep will fare on the hogg camps or the wethers on some of the ground that our reputedly rubbishy-woolled wethers exist on at present, that is where the money comes from. I will say nothing as to whether they will produce enough lambs to put on the hogg/wether camps in the first place.

The fact remains that it is not the "A" wether fleece which is the most profitable, but the "B" wether fleece. By implication the "B" fleece sheep must bring the greater return per acre. If one assumes that the stronger woolled sheep are more robust and hardier, and again, by implication, that more sheep could be carried per acre, an extension of the above theory might prove that the "C" wether fleece is the most profitable per acre. I have no wish to try and prove the point, but I would stress that the yardstick of profitability is pence per acre rather than pence per kilo.

Within the 1 1/2 million merino flock of Australia a very small percentage (probably less than 10%) falls into the superfine bracket. There is nothing new about the craze for fine (super-fine) wool; thirty years ago lots of areas of Australia tried to breed it but at that time about the only pockets which were able to do so were a small area of Tasmania and a narrow strip along the coast of Victoria. No doubt today there are a few more areas. But why aren't all the merinos in Australia of the Super-fine grade if they are so simple to breed?

As far as Merinos are concerned, I will be sitting on the fence and waiting to see how the enthusiasts make out. I expect if they fail I will say "I told you so": if they are successful I will jump on the bandwagon!

At present I am seeing how some of the Super Polwarths from Chartres survive in this area. If they prove to be successful in terms of £s per acre and lambing then I would either import or, if by that time quality rams were available locally, I would go into the old fashioned type of AI on a commercial basis. I cannot see the point of every farmer setting himself up as a breeder of top Stud sheep which have cost tens of thousands of pounds. To me that is a pure waste of money which could be well spent on more commercial ventures.

Any reasonably intelligent farmer can do the old style AI. Basically all that is needed is probably 4 rams per 1,000 ewes (I have known one ram to cover over 1,000 ewes in a year); some £300 of equipment (instruments), a warm (approx. 37oC) hut and a fresh hen egg each day..... a bind labourwise, but cheap and effective.

In conclusion I would make a few points:

The strength of the Falklands wool has been its unique quality and the fact that it had to compete in a comparatively small sector of the wool market. I think that to try and compete with Australia and New Zealand would be suicidal.

One would have thought, by listening to the weekly newsletters, that the only wool that cannot be sold in the world is this terrible, coarse, badly pressed and classed wool from the Falklands. How about the few million bales of Merino sitting unsold in Australia?

I don't expect woolbrokers to be any different today than they were decades ago, long before D.S. & Co. or Falkland Wools. In good years of high commissions the wool was always brilliantly white and well classed, etc.; in bad years it was always dirty (not to forget the favourite word "dingy"), ill-classed and so on. Indeed, one always wondered if they were talking about the same sheep, classer or farm!

We will have our good years and our bad, as has always been the case, but in the end we will survive.

P.C. ROBERTSON
JUNE 1990.

FALKLAND
FLOCK IMPROVEMENT ASSOCIATION

As most Farmers know the F.F.I.A. has designed a Sheep Recording system suitable for the Falklands. Once the Individual Cards and Flock Summary sheets have been printed we will be able to accept animals for Registration. In the meantime I thought it would be useful to describe in detail the three basic parts of the System for those Farmers not familiar with them.

PART ONE - THE INDIVIDUAL NUMBER

Each animal Registered with the F.F.I.A. will be given an identification number, this will be stamped onto two metal tags which will then be put in the animals ears. The combination of metal tags and a tag in each ear should cut the chances of damage or loss to a minimum.

The individual number will be made up as follows;

1) The first three letters would denote the Breeders surname and Farm name i.e., FBC would be Forster Bold Cove. Where the Farm has only one name the third letter would be F for Farm i.e., LCF would be Luxton Chartres Farm.

2) The next two number would be the year of birth i.e., 90.

3) The next letter would denote sex i.e., R = Ram, E = Ewe.

4) the next three numbers denote the animals individual number i.e., 001-999

5) The next letter denotes breed i.e., M = Merino, P = Polwarth and C = Corriedale.

6) The last letter denotes the stage in breeding, E would be a animal being registered for the first time with no previous recorded history. With A a a Purebred animal complete with breeding records. B, C and D would be animals in the intermediate stage. To start on this system using local animals only would require three generations of registered animals to get to an `A´. This would only be possible during the setting up of the scheme. To qualify as an `A´ an imported animal must produce records for three previous generations.

over/

In its simplest form the grade system would work as follows;

LOCAL BRED UNREGISTERED x 'A' = 'E' or 1/2 BRED.

E x A = D or 3/4 BRED.

D x A = C or 7/8 BRED.

C x A = B or 15/16 BRED.

B x A = A or 31/32 Bred

This fraction would be recognised as purebred.

The correct letter to give variations on this would be decided by the F.F.I.A. Committee on receipt of an application for registration. For example the first Ram lamb bred by Bold cove off an imported purebred Polwarth sire upon successful registration would receive an eartag with the following code.

FBC90R001PE

The obvious benefit of stamping this code on the eartag is that, many of the important details about the animal are immediately shown. Further details about performance and breeding history are written onto;

PART TWO - INDIVIDUAL RECORD CARDS,

I will explain these in detail in next months 'WOOLPRESS'.

N.A.KNIGHT
JUNE 1990

"THE MIGHTY MERINO

THE ONLY SHEEP WORTH HAVING?"

We thought farmers would be interested in this article from the New Zealand Wool Board.

New Zealand produces 350 million kg of wool a year - but only 0.7 million kg of it is fine wool. We need to produce more and the merino seems to be the answer.New Zealand sheep numbers started growing from the 1840's with colonisation. Most were merinos from Australia where a major wool industry was already developing.Up until 1882 New Zealand had a purely wool industry, but refrigeration changed that, Europe wanted meat, we could produce it, and we have been clinging to that ever since.The merino couldn't compete. It was slower growing, producing a smaller lamb with strong red meat, and it produced less weight of wool, albeit finer, but in those days there was no premium for fine wool.

At the turn of the century, we had 14 million merinos, but by the 1920's we had almost bred them out of existence in the great rush to produce meat.There remains a reserve of around two million merinos in the high country of Central Otago - a resource, fortunately, we can now go back to. But why do we want to go back? In the early 1970's, Australian wool producers began to worry about world-wide trends and the introduction and impact of synthetics on the clothing market.Sophisticated consumer research by the International Wool Secretarial (IWS) revealed that woollen fabrics did not have a good image.There followed one of the best marketing jobs in recent decades. A concerted effort between the IWS, various mills, research institutions, textile houses, designers, garment manufacturers, and clever advertising changed the market perception completely.Advances in processing technology along with improved animal husbandry resulted in the development of much finer and gossamer light fabrics.Wool was promoted as a superior garment and apparel fabrics for warm, even hot climates, and it created a huge impact in Asia and Europe almost overnight, with major markets opening in Japan and Italy.

Should all New Zealand farmers move to finer wool? The answer is definitely no. Merinos are not easy-care sheep. Although they will become more placid with continued handling, they are timid and free moving and must be treated quietly. The feet of Merinos require constant vigilance and they are prone to fly strike and worms.Ground conditions can be another limiting factor, lower South Islands country is suitable as well as the East Coast and volcanic plateau of North Island, notably areas which have dry, free-draining soils.It is plain that Merino wool has an established market, still there is no general answer to the question: "Should I make the move to Merino" every situation differs and so does every farmer. Make the decision and you face a real test of your skills and adaptability as stockman and manager. But once embarked you may find it simpler than you think.

NEW ZEALAND WOOL BOARD
GROWER SERVICES.

BOVINE SPONGIFORM ENCEPHALOPATHY

With all the comments in the British media in the last month about BSE, I have had several people ask me what BSE is during my travels in camp.

To give the condition its full name it is Bovine Spongiform Encephalopathy, BSE or colloquially Mad Cow disease. The name describes what is seen down a microscope when sections of the brain are studied, once the cow has died.

BSE is one of a group of transmissible diseases affecting the brain. There are specific diseases of mink, deer and man. One disease of man Creutzfeldt-Jakob disease is not fully understood, the other Kuru was limited to a few tribes in Papua New Guinea where ritual cannibalism occurred. When the cannibalism was stopped the disease Kuru gradually died out in these tribes.

The best known of this type of disease is scrapie of sheep and goats. To the best of my knowledge scrapie has not been seen in sheep on the Falkland Islands.

From the time the cow is infected it takes at least 22 months for the disease to appear but it may take longer than 10 years for the disease to become apparent.

The first signs a farmer sees in the cow are behavioural changes. At first the signs are very small but gradually they become more apparent. The cow may show apprehension, abnormal ear position nervousness at going through narrow entrances, teeth grinding and possibly become aggressive.

As the disease develops the cow can have unusual ways of standing and walking. Generally the cow has greatest trouble with its hind legs. Associated with this are a loss of weight and body condition and a reduced milk yield.

The disease progresses rapidly from there to the cows death.

BSE has been almost entirely limited to Britain where approximately 6000 cases have been confirmed. The disease was first identified in 1986 by a pathologist a MAFFs Central Veterinary Laboratory in Weybridge.

Scientists now believe that BSE was caused by a change in the way that cull and dead sheep were processed to produce meat meal in Britain at the beginning of the eighties. The change is the processing reduced the level to which the meat meal was heated too and it did not destroy the agent, so scrapie infected sheep infected the meat meal which was included in the rations of dairy cattle.

The first few infected cattle were also put through this process when they died as it was not realised how BSE spread so more cattle were infected. In Britain a change in the law in July 1988 now prevents any infected animal being processed for cattle food.

At the moment there is no evidence that cows have passed the infection either to their calves or to other cows, the only known source of infection is through infected cattle foods.

In may Bristol University Veterinary College announced that it had seen a cat with a similar condition in its brain. No one knows if the cat caught the condition from eating infected beef (BSE) mutton (scrapie) or if as seems most likely to me cats have their own type of disease effecting the brain, which no one has recognised until now.

The traditional farming practices of the Falkland Islands make it very unlikely that BSE will be seen here.

P.W. Armitage
JUNE 1990

CAPTION COMPETITION

As usual, answers to WoolPress for this cartoon.....

THE CARE AND ATTENTION

of the

WORKING SHEEPDOG

THE PUP

The birthplace of a litter of pups is usually a conflict between owner and bitch. Bitches left to their own devices invariably prefer to whelp in gorsebushes, under sheds and basically anywhere it is difficult to retrieve the litter without becoming full of gorse splinters or pulling half a building down. No doubt this has to do with a dogs natural instinct to protect its young.

However, this is not convenient by any means to the owner and there is a greater chance of pups being smothered at birth in such confined `dens´. The ideal place for birth is a dry clean kennel with hay or a blanket for the bitch to lay on.

Pregnant bitches should be wormed about a fortnight before the expected date of birth, then every three weeks after birth until the pups are weaned and taken away. This process is very important as pups will be infected at birth from their mother, and if not treated can become very ill and even die. Therefore pups should be wormed at three weeks old and the worming repeated every three weeks until the dog is six months old. Very important for a healthy dog.

I won´t dwell on the worming aspect as there is a very informative article about this available from the Dog Handler´s Association written by Mr Peter Armitage.

As soon as a litter of pups is born, the owner should ensure the bitch has enough milk to feed them. Giving the bitch milk before and after birth is essential for good feeding. Signs of lack of milk in a bitch are a slack udder and constant crying from the pups. In this case, pups can be taken and hand fed.

Pups open their eyes at about then days. Prior to this event, they should be handled daily and also every day after their eyes are opened. This gives a pup the feel and smell of humans and so eliminates fear and begins the partner ship of man and dog which should continue throughout their working life.

If an owner cannot reach into a bitches kennel to remove pups without fear of getting bitten, they have been doing something pretty wrong in the attention of their dogs.

An important thing to remember is some pups may be born with Dew Claws. These can be seen at birth on the inside of the leg, and if left will cause a working dog discomfort in later years. They should be removed a day or two after birth with a pair of sharp scissors. Do not leave them any longer. If this does happen, a vet can remove them painlessly - on no account try to cut them - or even worse - tie cord around them so they eventually drop off.

Once pups begin wondering around their surroundings, they will grow very quickly. The larger the litter, the sooner they will be ready for solid food. There are many good beginner foods for pups. Weetabix soaked in milk, left over gravy and mash and soaked dog biscuits are all starters I find pups appreciate quickly. A tiny pup needs nourishment, a little at a time, but often. One feed a day for a six week old pup is hardly adequate.

Pups should be weaned no earlier than six weeks. We prefer to keep ours until they are seven or eight weeks.

After a young pup is weaned they soon become boisterous, and before long will look for things to use their energy up on. In the next article I shall try to explain the best way to control and exercise an eager and healthy young dog.

Remember, if you want good dogs to do your stockwork for you they have to be given the best start if life. No farmer should expect something for nothing.

I. HANSEN
JUNE 1990

"I don't give a damn where you dropped your flamin' whistle . . . call that pup in!"

Cost Cutting,

An Essential To All Farmers In the 90's

At a recent farm management conference in Sussex, Peter Hutchinson a well respected agricultural consultant made the following statement, I believe the statement applies as much to Falkland Island Farmers as it did to those UK livestock and arable farmers who attended the conference:

"Optimism is an essential requirement for everyone in business, part of a belief that, whatever the problems, there is a future that is profitable. Stagnation spells death for most businesses, plans must be prepared, proposals considered and investments made.

Realism is an equally important attribute of all successful businessmen. Farmers must face up to the fact that the early eighties, whatever was thought at the time, were relatively easy times and are unlikely to return in the foreseeable future.

Forward budgets and financial plans must be based on the continuation of low product returns and the high cost of borrowing money. Farming is handicapped compared to many industries in that end prices are greatly influenced if not entirely controlled by bureaucrats, politicians, world economics and changes in fashion.

Cost cutting and reduced expenditure are the key areas for attention together with a much more market orientated approach to product presentation and quality. Farmers must consider every investment and purchase made and ask is this really essential to my business. Large capital expenditure should only be made where it can be justified in terms of improved farm productivity. It is time to tighten the purse strings once more"

D WEST
JUNE 1990

A.T.S.

Graham Penny the engineer from Lister Petter asked me to thank all those farmers concerned for the superb hospitality and kindness shown during his brief stay in the Islands. It would appear that all those who attended the course found it very worthwhile, the only critism being that two days wasn't really long enough. I have been given a host of wiring diagrams to distribute along with orders for workshop manuals.

Listers produce a limited number of videos showing complete engine strip downs and rebuilds these I hope we can obtain for the video library.

First Aid courses have taken place at Goose Green and Walker Creek, unfortunately further courses will have to be delayed until the end of July when we hope to complete the series. Following Farmers Week we will be running a series of Welding, Tractor Hydraulics and book Keeping courses, if anyone wishes to attend these and has not already expressed an interest please contact your area GTO or myself to avoid disappointment.

We are always looking for ways to update and improve our courses and it is with this aim in mind that we shall be sending Dennis Middleton to Bradford in August. During his two week stay Dennis will be able to further his knowledge of various buyers requirements and familiarise himself with the handling and preparation of Falkland wool which takes place in Bradford. This will be valuable experience and will help with our continuation of Woolgrading and Fleece Handling courses later this year.

We have had a number of additions to the video library this month these include:

Advanced Wide Comb Shearing - An Australian video showing shearing techniques for Merino and cross-bred sheep.

Gallagher Electric Fencing - Fencing video showing methods of erecting Gallagher 5 wire Insultimber fencing.

Horsing About - Hoof care of the horse

Training the working Sheep Dog: Australian video showing techniques of dog training

We also received the following videos which are of poor copying quality but interesting:

1. The Sheep Machine - Increased efficiency in the shearing shed
2. Quality Shearing - Tally Hi
   Shearing & Shearing Workshop
3. The Wool Situation in Japan - New Age for Wool
4. Sheep Handling Devices.

D. WEST
JUNE 1990

NEW PRODUCTS

THE TERRA GRIP LAND ANCHOR

This months New Product comes from New Zealand and has been awarded the "New Zealand Prototype Award". The Terra Grip land anchor is claimed to be a revolutionary new concept in ground anchors and ideal for all terrains including quicksand, clay soils, swamps and snow. The unique design is based on a pivoting joint which, when force is applied, allows the surface anchor plates to bite without dislodging the auger. The result is an effective anchorage at three points.

The product comes in various kits with augers and plates specifically designed for each terrain type, the standard anchor is designed to handle nominal 1.8 tonne loads with the professional anchor designed to handle 3.6 tonne loads. The product costs £93.00 for the standard anchor and £310.48 for the professional anchor . Further information can be obtained from the Department of Agriculture.

D. WEST
JUNE 1990.



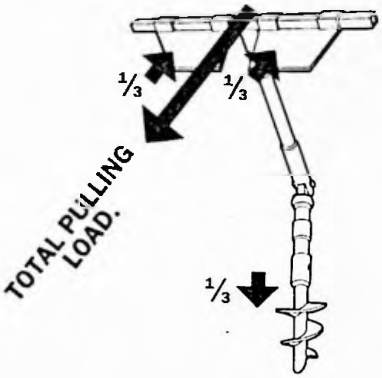

We decided to start a new section in WoolPress featuring farmers' own ideas on labour saving devices or implements they have invented for their farm. Nick Pitaluga starts the ball rolling this month while next month will be by Bill Pole-Evans.

HOME GROWN IDEAS

Salvador bale trucks

The first in this new series features the bale trucks manufactured at for use at the Salvador jetty.

Material costs (per truck) are as follows:

4 Wheels @ £5.30	£21.20
Drilled axle @ £5.10	5.10
2 Axles @ £3.40	6.80
6 Axle boxes @ £2.40	14.40
4 Axle springs @ £5.10	20.40
	£64.30

On top of this are the two special sizes of coach screws required which worked out at 3 and 4 pence respectively. We used 8 of the 3 pence ones and 4 of the 4 pence ones.

We also used 4"x 3" sandy point timbers as follows:

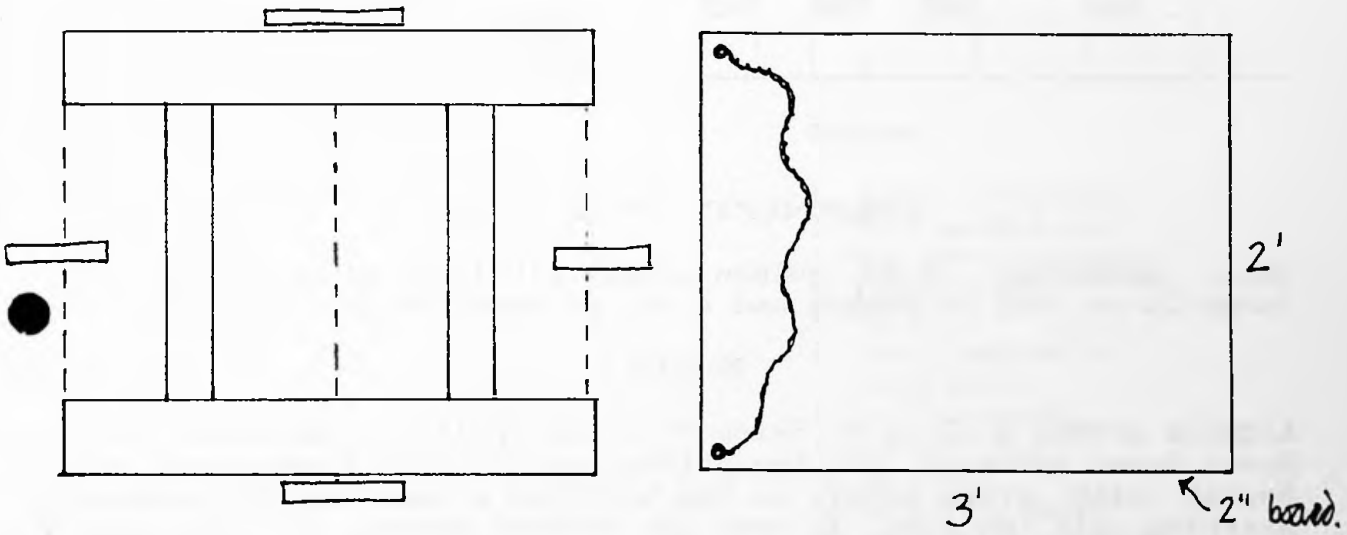

All in all we managed to make a simple and sturdy bale truck mostly from second hand materials we happened to have lying around after the jetty rebuild. When comparing the cost of ours against the one we were originally quoted for in Britain we managed to save ourselves about £180 per truck.

N.PITALUGA
JUNE 1990

N.B. If you have an idea or invention we would be pleased to hear from you.

POLLO DELICATO al LIMONE

Ingredients

40g bacon, 5 small stalks of celery if available, 1 large onion, 1 garlic clove, 3 tbsps oil, one chicken (cleaned and quartered, salt and pepper, 2 lemons, 1 pint of chicken stock, 1 teaspoon of cornflour, 1 tbsp of chopped parsley and lemon slices and parsley to garnish.

Method

Time: 1hr 20 minutes Serves 4

Derind the bacon and chop along with the celery, onion and the garlic. Heat the oil in a large saucepan and stir in the chopped vegetable. Add the chicken quarters and cook over a medium heat turning several times until lightly browned on both sides. Season with salt and pepper and sprinkle on the grated rind of the lemons. Pour on the strained lemon juice, alternating it with the stock. Cover and simmer over a low heat for 30 minutes removing the lid for the last 15 minutes. Remove the chicken quarters and arrange them on a heated serving dish. Mix the cornflour with 3-4 tablespoons of the cooking juices, return to the pan and stir with a wooden spoon until the sauce has thickened slightly. Stir in the parsley and pour over the chicken. Serve garnished with thin slices of lemon cut in half and tiny sprigs of parsley. Accompany with boiled new potatoes.

~~~~~~

PEANUT TOFFEE

12oz. margarine, 8 oz. golden syrup, 1lb light brown sugar, 1 large 14 oz. can of Nestlé and 4 oz. of unsalted peanuts.

Method

Lightly grease a 12" x 9" Swiss roll tin. Melt the margarine in a heavy based saucepan. Add the golden syrup, light brown sugar and Nestlé milk. Bring slowly to the boil and simmer for 25 minutes stirring all the time. To test the toffee, remove from the heat and drop a little into cold water. If it hardens it is ready. (127°C,260°F) If not ready, return to the heat and test again every 2 minutes. Sprinkle the peanuts evenly over the base of the Swiss roll tin. Pour over the toffee and mark into squares before it is set. When it is completely cold, cut into squares.

L.WALLACE
JUNE 1990
~~~~~~

CROSSWORD PAGE

by Mandy McLeod



CLUES ACCROSS

1 Stanley harbour wreck.
10 Rayburn-like stove.
11 Measure of wiegh.
12 Cured pig.
14 Not the same one.
17 Historic period of time.
18 Inactive.
21 Baby minder.
22 Even now.
23 Alright.
24 Company.
26 Short letter.
28 Moorland hill.
29 Monkey.
30 Place to keep birds.
32 Make mistake.
33 Sudden pain or emotion.
34 Marsh bird.
35 Female sheep.
37 Estimated Time of Arrival.
38 Expanse of water.
39 Raw metal.
40 Of the sun going down.
43 Get set .....
44 Direction within.
46 European Economic Community.
47 Charge a gun.
49 Crushed stone for roadmaking.
50 High above.
51 Foot digit.
52 Regular Falklands food.

CLUES DOWN

1. Setting out garden areas.
2. Agriculture abbreviation.
3. Milk producing farm element.
4. Girth of the Earth.
5. That one.
6. Place of animal exhibits.
7. Working insects.
8. S.A. filled pancake.
9. Motorised transport.
12. That woman.
13. Commercial veg supplier
15. Some animals do it in Winter
16. Being from another world.
19. Collection of animals.
20. Golf ball hit from.
23. Operation.
25. Egg.
27. Rubber wheel covering.
28. Battered food.
29. Unwell.
31. Opposite of out.
32. Duelling sword.
36. Has gone.
40. Alone.
41. Make of radio.
42. Overload with food.
45. Bitumen.
48. Option.
49. I.

WOOL PRESS

ISSUE 11 AUGUST 1990

IN THIS ISSUE

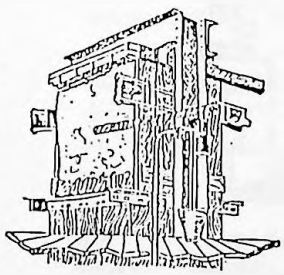

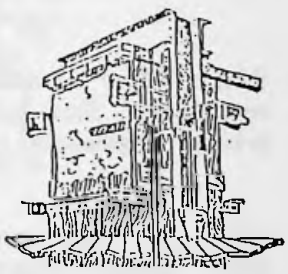

PLUS ALL THE REGULAR FEATURES

The Wool Press is published by the Agricultural Department

Editors — D. West and M. Alexander

EDITORS PAGE

A hectic Farmers Week has now passed and as expected the subject of sheep importation was discussed at length both during the days meetings and at numerous social events. Farmers Association members elected a commitee which will be reporting back with proposals for a national stud flock and private importations, we will be keeping farmers informed as developments take place.
Once more it is good to see a number of contributions from "camp" in this issue, whether its an article, cartoon, recipe or idea please keep sending them in.

Marc will be leaving the islands on August 15th and we wish him all the best for his two year diploma course at the West of Scotland College, Marc has been a major driving force behind the last 11 issues of WOOLPRESS and his computer skills will be sorely missed.

So will his filing system !! (see below)



'THIS IS WHERE WE PRODUCE THE WOOLPRESS!'

WAS IT or WASN'T IT ?

A FARMER'S VIEW of FARMERS' WEEK

Farmers' Week (or half-week?) has been and gone. Initially disrupted by poor weather causing FIGAS to delay or alter their schedules, a good crowd materialised from across the Sound, and a fair to average showing from the East.

Given the time available, it was generally felt that the meetings were well co-ordinated and a large number of topics discussed to one extent or another.

I believe we hammered out some goals to strive for, some vital matters to pursue and a few things, for one reason or another, were left a little too open ended.

Attendance fluctuated depending on stamina and saturation point reached on or during each evening's social events. Everyone seemed to have a pretty good time, but, on reflection, how happy are we with what we achieved?

In attempting to allay fears and doubts about the "wisdom and knowledge" expressed by the speakers during the days' meetings to people at some social functions, I sensed that a large proportion of people are uncomfortable, not just trying to sit (or sleep) on the chairs, but to actually express their views and queries without feeling inhibited by their neighbours' raised eyebrows or their former boss's penetrating gaze on the back of their neck. These inhibitions pass with time as one grows accustomed to the atmosphere of such a gathering. Unless one has a deep personal gripe, these meetings tend to be dominated by the more experienced. How easy it is to sense the finality and "last word" edge to the voice of some of these more experienced orators. Their voice tends to defy anyone to contradict them, particularly where a radical or controversial subject is concerned.

On entering the hall on the first morning, someone expressed the view to me that they hoped that the meetings would not turn out to be a waste of time or they would regret having come in to them. By way of reply, I expressed the view that one gets out of such meetings what one puts in to them (and often more).

This appeared to provoke a more optimistic air and certainly during the ensuing discussions some excellent points and queries were made to which, it is hoped, some satisfactory answers were given.

It is a sad characteristic of these meetings that some of the more sane and logical views are expressed on the trip home for lunch or at a later social gathering. It is a great pity that most of these views and opinions do not find their way back to the conference room.

Lack of hard evidence or grounding in the particular subject being aired by the experts or Department Heads leads some of us to omit questions on the issue for fear of embarassment or being taken to task. Such boat-rocking does no harm .

It does invariably seem that, without the sort of lively discussions required to shift the sticks-in-the-mud or to slow up the gung-ho element, we can never be sure that we have made the best of the chances to find out the facts or achieve results.

Not everyone *can* attend the meetings - turnabout to feed the neighbours' animals, other commitments or a plain lack of desire to attend will always see a number of people remaining in camp. To those who think they are entitled to something for nothing - please think again before complaining. Those who bother to make use of any facilities available in a club cannot expect to do so at the expense of others and when it comes to moving mountains, be they bureaucratic or otherwise, many hands make light work. As stated before *OUTPUT = INPUT*

Was it worth it? Tame it might have been but, if results materialise and goals are not lost sight of through lack of follow up.....then it was.

N.PITALUGA
JULY 1990



"The revolution has been postponed . . . We've discovered a leak."

A BALANCED VIEW of AI and ET

Over the last few years, a number of local farmers have experimented in their flocks with some of the new advances in sheep breeding - artificial insemination, laparoscopic AI or embryo transfer.

As the tupping season approaches, all of the companies offering these breeding services will once again be advertising, so I thought it would be timely to discuss these techniques and more particularly their limitations, to put them into perspective.

SPONGING EWES

All AI and ET techniques rely on the synchronisation of oestrus in the ewes. In practice, this means sponging (Chronogest - Intervet or Veramix - Upjohn) 14 days before service, with sponge removal 12 days later. At the time of sponge removal, it is necessary to inject the ewe with a hormone (PMSG) to produce a fixed time of ovulation.

ARTIFICIAL INSEMINATION

AI has been around for at least 50 years, so it is not exactly a new technique. Although widely used abroad, it has never really caught on to the same extent in the UK. In the past, the principal reason for this has been that frozen semen, when inseminated into the ewe's cervix, (as for cattle AI) has given very disappointing results - only 30-40% conception rates. This has largely made it uneconomic.

If fresh semen is used by the same route (cervical AI) then conception rates improve dramatically to about 70%, but the use of fresh semen severely limits the application of the technique.

LAPAROSCOPIC AI

The poor conception rates for frozen semen can be improved to 60-70% if the frozen semen is injected directly into the uterus. This can now be done with the aid of an instrument known as a laparoscope and the technique is known as laparoscopic AI.

The ewe is tied on her back in a cradle and this is tipped so that the ewe's head is pointing downwards. Using local anesthetic, the laparoscope is inserted into the abdomen just in front of the udder. Gas is injected into the abdomen to help visualisation of the uterus. Once the uterus has been located, the semen is injected and the procedure is complete.

EMBRYO TRANSFER

The principle of ET is that 5-6 day old embryos from a valuable pedigree ewe (donor) can be collected from her womb and then transferred to the womb of less valuable ewes (recipients). The recipient ewes will then act as surrogate mothers for the implanted embryos. If the donor ewe is encouraged to superovulate by the use of hormones, then several embryos may be collected at a time. This is knows as multiple ovulation and embryo transfer (MOET).

Obviously MOET is a complex technique. Donor and recipient ewes must be exactly synchronised in oestrus. The hormones for superovulation must be given frequently in the few days before oestrus and their timing is critical. Both collection and transfer of embryos are normally carried out under full general anaesthesia, with all that this entails. The whole sequence of events has to be run along the lines of a military operation and farm staff must be prepared for a lot of extra work for about three weeks around the tupping date.

ARE THESE TECHNIQUES FOR YOU?

When considering whether to take advantage of some of these new techniques, I strongly recommend that you carefully consider the `pro's and con's' for your particular farm. Don't be sold a package that will be unsuitable for your flock. all the techniques are expensive relative to conventional tupping and, to justify the expense, there must be some tangible benefit.

For commercial flocks using a terminal sire to produce fat lambs, I doubt that these benefits are cost effective. In pedigree flocks, however, the use of cervical AI certainly can be. Fewer rams need to be kept and one or two superior rams can be used more extensively, leading to more rapid genetic improvement. The technique is relatively easy to learn and can be carried out by the shepherd.

Farms considering using cervical AI must be wholehearted in their approach. The timings are critical and anything less than meticulous planning and execution of the whole procedure will give disappointing results. Attendance on a good AI course is a must.

Laparoscopic AI is a different `kettle of fish'. By law, it must be carried out by a veterinary surgeon, so unless your local vet possesses a laparoscope and the necessary expertise, you will have to employ one of the companies specialising in this field. It is not a particularly pleasant technique for the ewe and some of my clients have been upset by the whole procedure. There is also a small risk of puncture of the ewe's rumen when the laparoscope is first introduced, which can lead to more serious complications such as peritonitis.

It is, however, the only technique for inseminating frozen semen in ewes that gives acceptable results and, in the hands of experts, it can be a quick and safe procedure (20 ewes/hour). I would urge you not to use laparoscope AI indiscriminately, but to restrict its use to those situations where a genuine flock benefit can be realised.

Embryo transfer is the most complex and the most risky of the three techniques, carrying with it both the most to gain and the most to lose. The gains arise from the possibility of rapidly increasing the number of offspring from genetically superior females in the flock. The risks lie principally in disappointing results, either from low number of viable embryos collected from the donor, or from a failure of embryos to become established in the recipients.

Because the technique is a surgical interference, there is also a small chance that the operation may lead to other complications - a subsequent infertility, or on rare occasions, even the death of the ewe. Remember that, because of the nature of ET, it will be your best ewes that will be the donors. Ask yourself, do I really want to put my ewes through this? If the answer is yes, then go ahead. But be prepared for disappointments as well as success, and do not gamble more than you can afford to lose.

LIVESTOCK FARMING
JULY 1990

FALKLANDS FLOCK IMPROVEMENT ASSOCIATION

Last month I explained in detail how the Individual Number is formed, this is then used to fill in a detail of;

PART TWO - INDIVIDUAL RECORD CARDS

Detailed records of individual animals would be kept on white cards approximately 4"x 6" in size. The card is divided into two parts, the left hand side would record the individual number, the breeding history of both sire and dam for three generations and the present owner.

The right hand side would contain the recorded details of the sheep. These would be:

SPECIAL REMARKS

Weaning age

Weaning age is recorded because although the lambs may be weaned at the same age, there could be a difference in their age of up to six weeks depending of course on the length of time the ewe was with the ram. This age difference would have a significant effect on the weaning weight.

Body weight

It has been shown that a lamb weaned with a high body weight will be most likely to retain this advantage throughout the rest of its life. It also follows that a lamb born with a low body weight will be disadvantaged throughout its life.

Shearing age

The shearing age is recorded because, again although the Hoggs may be shorn at the same time, some may be a lot older than others, depending of course on when they were born. This age difference would have a significant effect on the greasy wool weight.

Greasy fleece weight

This is obviously a most important weight to record, which after a yield test will give;

Clean fleece weight

Which tells us the actual amount of pure wool the Hogg has produced at first shearing.

Yield

The amount of clean wool left after the impurities have been removed by scouring the greasy wool is called the Yield. This is usually expressed as a percentage of the original (greasy) weight.

Micron

After a fibre fineness test, we will be given an average figure for the whole fleece. The amount of money we receive for the fleece depends on a combination of clean fleece weight and micron.

Vegetable matter is not recorded because it would involve another wool test, is found in Falkland Wool in only fractions of a percentage and is of more concern to the Manufacturer than the Sheep Breeder.

GENERAL REMARKS

Animal

Details of the general appearance of the animals conformation are entered here, this can be continued on the back of the card if more room is required.

Fleece

Details of the general appearance of the fleece are entered here, this can also be continued on the back of the card if required.

Disposal

Details of how the animal was disposed of are entered here i.e., died naturally, or perhaps killed because of black spots appearing.

Other comments

These would include items such as, sold for £1,000 or Grand champion in 1992 Ram and Fleece Show.

If a sheep is accepted for registration, the registration fee includes the two pre-stamped metal ear tags plus two cards. One card is kept on the Farm whilst the other is kept in a Central Registry in the Farmers Association office. It also included the cost of wool testing.

If the recording was for on Farm use only, the Farm would be responsible for getting the wool tested.

The individual sheeps breeding performance is brought together in:

PART THREE - THE FLOCK SUMMARY BOOK

I will explain this in detail in next month's "WOOLPRESS"

N. KNIGHT
JULY 1990

SPECIMEN

FALKLANDS FLOCK IMPROVEMENT ASSOCIATION

ANIMAL NUMBER:	SPECIAL REMARKS
SIRE	1) WEANING AGE _____ BODY WEIGHT_____ 2) SHEARING AGE _____ GREASY FLEECE WEIGHT_____ CLEAN FLEECE WEIGHT_____ YIELD _____ MICRON _____
DAM	GENERAL REMARKS 1) ANIMAL 2) FLEECE 3) DISPOSAL DETAILS 4) OTHER COMMENTS
OWNER	

PIG PRODUCTION

This article gives a brief account of the management of a small scale breeding and fattening pig unit.

BREEDING CYCLE

Boars are sexually mature between 125-170 days of age when they weigh about 80-110 kg. Gilts mature around 180 days at 70-100 kg liveweight.

If the conventional weaning age of 8 weeks is adopted, the sows' breeding cycle takes 25-26 weeks. That is 3 months 3 weeks 3 days gestation period between service and farrowing followed by 7.5 to 8.5 weeks suckling the young piglets.
The sow does not cycle during lactation and only comes into heat after the piglets are taken away. The boar is put in with the sow a day or so after weaning. She will cycle for the first time 4 days after the weaning date and on successive 3 week intervals if she fails to hold to the boar. Assuming a successful service is achieved the sow will be in-pig for 16 weeks and suckle the piglets for 8 weeks to complete a second breeding cycle.

The usual number of piglets born per litter is between 4 and 12, the average being about 9. With a 26 week breeding cycle each sow can produce something like 18 weaners per year.

It is common practice with commercial pig producers to wean piglets at 6 or even 3 weeks of age in order to increase the number of farrowings thus producing over 24 weaners per year. This requires great management skill in housing and feeding the weaner piglets. This system is inappropriate in our circumstances.

Sows have a breeding lifetime of about six years after which time they should be culled. Boars can continue for a longer period, but it is a wise policy to replace them with a younger more productive male to ensure a reasonable rate of genetic gain in the herd.

Sows can be artificially inseminated. Unfortunately boar semen cannot be frozen in liquid nitrogen, as is the case with bull or ram semen, and must be inseminated fresh within 3 days.

FEEDING

In the Falkland Islands, feedstuffs available are household waste (swill) or commercially prepared pig meal bought in from overseas.

Note that regulations in the Falkland Islands prohibit the feeding of offals or animal waste to pigs.

SWILL FEEDING

It is possible to feed household waste at all stages of pig growth, but it must not be fed to piglets before weaning.

The swill is cooked at 100°C for a minimum of 1 hour. This can be done by direct heating in a open container, the contents stirred at intervals to prevent cold spots. If the pigs are for home consumption only, cooking is not a requirement but is certainly recommended for health reasons. Potatoes should always be cooked as raw potatoes contain an enzyme which prevents normal protein digestion.

Be very careful and check the swill for knives and forks; even broken beer bottles have been known to appear in the swill bucket.

Swill is a very variable product and little scientific research has been carried out into its use in a pig feeding system. For sows in all stages of the breeding cycle feeding rate is about 5-8 litres of cooked swill twice a day. Weaners will consume about 6 litres twice a day. Depending on the nutritional value of the swill it may be necessary to include a small amount of purchased meal to produce a satisfactory ration.

It is important to include a vitamin and mineral supplement to provide the pig with certain essential elements. Failure to do this could result in reduced growth rate and metabolic disorders.

Salt poisoning is a serious hazard of swill fed pigs. The risk of inducing this condition is reduced by allowing the pigs free access to clean water at all times.

MEAL FED PIGS

PIGLETS

Young pigs should be given free access to creep meal from 7 days onwards; fresh meal being put into a trough daily and any uneaten material removed. Total consumption from 1 to 5 weeks old is about 2kg per pig. At 5 weeks of age the creep feed is gradually replaced with weaner meal over a 2 week period.

WEANERS

The rate at which weaners and fattening pigs are fed determines the differential growth rates of bone, muscle and fat in the body. Rate of feeding also determines the efficiency of converting meal into pig meat.

An all-purpose diet for a pig weaned at 8 weeks (about 25-30kg liveweight) and fattened to slaughter weight (approximate liveweights: pork - 75kg, bacon - 95kg) is as follows:

Feed at the rate of 1.0kg weaner meal per day starting from a liveweight of 25kg. Daily feeding rate is increased by 0.2kg of meal for each 5kg gain in body weight. This increment continues until a liveweight of 75kg has been achieved by which time meal is being fed at the rate of 3.0kg per day. From 75kg to 95kg daily feeding rate is increased by 0.1kg only for each 5kg gain in liveweight. At bacon slaughter weight pigs are consuming approximately 3.4kg of meal.

Time to reach slaughter weight for pork pigs is about 77 days and for bacon pigs 124 days. Fish-meal based rations should not be fed in the last 25 days before slaughter to avoid a fishy taste in the meat.

SOWS

Rate of feeding is largely determined by the sows condition at any given time in her breeding cycle. Under or over feeding is to be avoided as either can induce fertility or metabolic disorders.

From time of service and for 4 weeks - 3.6kg/day
From 4 wks to 4 days before farrowing - 2.0-3.0kg/day
(this is for a total period of 12 weeks)
Day of farrowing - only water

During the first week of lactation sows are rationed at 2.7-3.0kg per day. In each successive week upto week 4 daily feeding rate is increased by 1.0kg at which time they are consuming approximately 5.7-6.0kg. For weeks 5-8 the sow is fed to appetite, bearing in mind sow condition determines the actual feeding rate.

HOUSING

Dry sows can be kept outside in a pig kennel. Outdoor farrowing is also possible, provided adequate shelter is given to the newly born piglets. Weaners and fattening pigs are best kept inside in suitable buildings. Pigs require a warm, draught free and dry environment. If bedding cannot be provided the floor and walls must be well insulated.

If sows are outside the only effective fencing system is electric. 3 strands of 1.6mm plain wire at 100mm, 150mm and 280mm spacing is suitable for sows with litters; 2 wires at 300mm and 230mm spacing is sufficient for other stock.

Water can be provided by buried alkathene tubing connected to a steel trough with a ball-valve housed in a pig proof compartment.

Pig faeces are very corrosive and can destroy the floor of the pig accommodation very quickly. The ideal material for the pig house floor is treated cement or slats (75mm wide with an 18mm gap). Failing this a treated wooden floor is acceptable.

It is most important to maintain the cleanliness of pig houses to avoid build up of disease. After a pen has been emptied of pigs the muck is removed, the area thoroughly disinfected and then left empty for 2 weeks.

350mm trough width per pig is the recommended allocation for all fattening stages. Similarly, 1 square metre of floor space per pig for pens containing upto 20 pigs is sufficient from 25kg to slaughter weight.

HEALTH

Piglets must be injected with Iron as soon as possible after birth. At the same time the incisor teeth are removed and the navel sprayed with antiseptic solution.

The male pigs should be castrated at 3 weeks. This can be avoided if the sexes are separated at weaning, fattening is carried out quickly and during this period the sexes are segregated at all times.

Pneumonia and other bronchial infections can be reduced by maintaining a good standard of housing.

The incidence of nutritional and bacterial scours in young pigs and weaners can be reduced by feeding good quality rations and maintaining all meal buckets, troughs and pens in a clean condition. If an outbreak does occur the infected pigs must be isolated and given the correct veterinary treatment.

Foot problems can be kept to a minimum by keeping the floors clean and dry. Any damaged surfaces should be repaired immediately as pigs will quickly dig up the area creating a much worse problem.

Please consult the veterinary officer for information on recommended vaccination and worming procedures.

D.MAKIN-TAYLOR
JULY 1990

THE FARMERS ASSOCIATION

When the large farms were gradually sub-divided into smaller units the Sheepowners Association continued its traditional role of negotiating with the GEU for the employers, but did not attract new members.
The idea of a Farmers Association began in July 1988. A meeting of the committee took place in December that year, and meetings organised by Rupert Haydock were held in July 1989. All farms were invited to attend and decide if they wished to join.
FIDC agreed to fund the setting up of an office as they also felt there was a need for an association to represent the small farms. There is no other involvement with Government. The Director of Agriculture is an invited, advisory member of the Committee with no voting power. From the 15th January 1990 when the office came into being the Farmers Association has to be funded solely by subscriptions. The rate is £100 for ten thousand sheep, and £200 for above that number, paid annually.
The Farmers Association have an office within the Falkland Farmers building, and entrance can be through the shop, or the door on the North end. Office hours are 9.0am - 12.0 Monday to Friday. The fax and photocopier are shared with Falkland Farmers in an effort to cut costs, but we have our own telephone on No. 22660.
At the beginning of July members of the Farmers Association came to Stanley for a series of meetings organised for them by the secretary. Amongst others, an interesting meeting was held with Mr Peter Marriott of Falkland Wool Sales, which generated a good discussion on how best to care for the wool clip from shearing, through baling and shipping, until it reaches the customer.
Agricultural Department staff were also invited to give talks, and from that came the idea of forming a national stud flock. The debates continued in formal meetings and at the social events, and it was a very useful four days.
Apart form helping to organise the Farm Open Day in March, and the recent meetings for members, the Farmers Association is looking for ways to give value for money. More and more people are making use of the fax for sending and receiving letters and messages. If farmers wish to compare prices of supplies before making an order the secretary can do the ringing around. If they are to be away all day but want to make contact with someone, the secretary can pass on messages. Although the offices is in the Falkland Farmers building, we are in no way tied to what they can supply.

More than half the farms are members of this Association, but there are others whose ideas we would value and appreciate. If anyone would like more information please do ring or write.

J. SUMMERS (Secretary)
JULY 1990

MINIMUM WOOL PRICES

In view of the current financial situation regarding wool sales, Roger Edwards completed the following exercise to determine a possible minimum acceptable wool price. Every farm has its own figure so we have allowed space under (b) for you to add your own adjustments.

EXAMPLE

An average farm recently purchased from FIDC at a very advantageous mortgage rate. The farm shears some 5000 sheep producing 20,000kg of greasy wool at 66% yield.

	a.	b.
Annual mortgage repayments	8,000	
Living Expenses	6,000	
Wool freight and insurance	4,400	
Shearing costs	2,500	
Diesel	1,000	
Farm and machinary Insurance	1,000	
Wool packaging, Core test etc.	1,000	
OAP contributions	500	
Veterinary supplies	150	
Spares	450	
Other Freight	500	
Additional expenses	500	
Total	£ 26,000	

This is the basic cost of running this farm per annum, I think you will agree this can not be cut back by very much more. To achieve this figure from the wool in the example the minimum price will have to be:-

$$\frac{26,000}{13,200} \quad \text{or £1.97 per kg clean}$$

If the wool was to be sent to Bradford and put into storage for a year, hoping for better prices next year, the cost of borrowing this figure plus storage charges would be:-

Borrowing money presently costs £ 14/1000/month (£14 x 26 x 12)	£ 4368
Storage charges (first 6 weeks free) (80 x 46 x 35p)	£ 1288
Total	£ 5656

This is the equivalent of

$$\frac{(5656)}{13200} \quad \text{or £0.42.8p per kg clean}$$

Therefore to store the wool and borrow the money, next year you have to obtain at the minimum £2.40 P/kg/ clean.

I believe we would be better off accepting £2 kg / Clean now rather than have the worry and hassle of a massive overdraft hanging over our heads. The choice is yours .....!

R. EDWARDS
JULY 1990

Farmers should also consult pages 14-16 of the Farm Management Handbook. They should note that no allowance has been made for depreciation. i.e. saving up for re-investment in ageing equipment, machinery, fences and buildings.

"The profits are unimportant . . . it's th'way of life that matters!"

THE CURRENT STATE

of the

WORLD WOOL MARKET

In the last two months, nothing has happened in the world wool market to make producers remotely happy. What are the reasons for it? The short answer is that there is too little demand for the amount of wool being produced and for this there are four main reasons.

1. The demand for wool in China fell dramatically last year especially when you consider that in 1988/89 China purchased 5.3% of the Australian clip* and 24.6% of the New Zealand clip*.

2. World demand for fine wools has declined as a result of the high prices of the last two seasons. In addition, buyers are holding back in the hope or belief that prices will fall further.

3. In May, the Soviet Union withdrew from the market following foreign exchange problems. The USSR is an important purchaser since, in 1988/89, it purchased 15.8% of the Australian clip* and 9.5% of the New Zealand clip*.

4. The fall in demand has also coincided with a 4% increase in world wool production. Australian production alone went up by 23,000 tonnes*.

To counteract these problems, the Australian Wool Corporation and the New Zealand Wool Board have tried to bolster the falling price by buying all wool that did not realise a set floor price and removing it from the market place to be added to their stock-pile. This forced buyers to pay more than a free market would have required but, on May 31st, the Australian Federal Government intervened and lowered their floor price by 20% from the original 870 A.Cents* to just 700 A.Cents*.

These are the major reasons for recent world wool price changes. Unfortunately, with the world economy slowing down and the uncertainties of unpredictable buying countries, the New Zealand Wool Board predicts prices in general to fall by more than another 10% next year. Therefore, take note when preparing your farm budget forecasts for next season.

The buyers will return in larger numbers and the tide will turn.

ITS JUST A QUESTION OF TIME!

R.H.B.HALL
Lincoln, N.Z.
JULY 1990

N.B.
* = GREASY

Hydatids Ordinance

In recent weeks several farmers have asked for clarification on certain aspects of the Hydatids Ordinance (No.3 of 1981). Because of this I thought that it might be useful to have the Ordinance printed in Wool Press. The one question which is often asked is that of offal disposal, unfortunately the accepted methods of disposal are not clearly stated in this particular version, therefore the following extract from the previous order (No.2 of 1975) may be of interest;

An owner shall remove or cause to be removed the livers and lungs from all carcasses of cattle, sheep, horses, or pigs, and shall dispose of them by one of the following methods:

1) through burning to ash;
2) burying to a depth of at least three feet in a covered dog-proof pit.
3) placing in a dog-proof receptacle for a minimum of 28 days.
4) boiling for a minimum of 2 hours.

It should however be stressed that the Hydatids eradication (Dogs) order 1975 is cancelled and this section was replaced by section 11 in No 3 of 1981.

O.W.SUMMERS
JULY 1990

FALKLAND ISLANDS

DOGS ORDINANCE
(Chapter 21)

Hydatid Eradication (Dogs) Order 1981

No. 3 of 1981.

R. M. HUNT,
Governor.

IN EXERCISE of the powers conferred by section 12A of the Dogs Ordinance, the Governor has made the following order -

1. This order may be cited as the Hydatid Eradication (Dogs) Order 1981 and shall come into operation on the 1st day of July 1981.

2. In this order, unless the context otherwise requires —
"carcass" means the skinned or unskinned body of an herbivorous animal;
"herbivorous animal" shall include sheep, pigs, cattle, horses and guanaco.

3. The Governor may appoint a Chief Inspector and any number of Inspectors for the purpose of this order.

4. The owner or any person in charge of a dog shall be supplied, at cost price, only with such doses of a preparation as may be obtained from and administered by or under the direction of an Inspector or a resident Veterinary Surgeon and which shall be administered to the dog in his charge at such intervals and in such manner as specified by the Governor in Council.

5. An Inspector shall have the power to inspect any dog at any reasonable time.

6. The owner or any person in charge of a dog shall ensure that it is confined or securely tethered unless being worked or exercised under direct supervision.

7. The owner or any person in charge of a dog shall ensure that it is kept in a proper state of health and cleanliness.

8. Within the area of a settlement no carcass of any herbivorous animal shall be opened except in a place which is constructed in such a way as to prevent access by dogs and which has a drain constructed in such a way as to deny access to dogs, cats and birds. At an outside shepherd's house or other place outside a settlement, no carcass shall be opened except in a place as defined in the foregoing sentence without the written permission of the Chief Inspector. If the owner, lessee or tenant of any premises wishes to slaughter any herbivorous animal, he shall be liable to provide facilities to comply with this provision without delay and in any event within twelve months of the coming into operation of this order.

9. When an extraordinary number of herbivorous animals are slaughtered, the carcasses shall be stacked either in a dog-proof enclosure for a minimum of 28 days or at a place which has the written approval of the Chief Inspector.

10. No person shall feed or allow to be fed to any dog any liver, lung or heart of an herbivorous animal, nor shall any person allow any dog access to such liver, lung or heart of such animal.

11. Any person who opens the carcass of an herbivorous animal shall remove the liver, lungs and heart and shall dispose of them within an area to which access to dogs is prevented, preferably by burning to ash or by any other way approved in writing by the Chief Inspector.

12. It shall be the duty of any person who knows of a dead herbivorous animal within half a mile of a dwelling house to report its whereabouts without delay to the person responsible who shall, as soon as is practicable, arrange for the permanent disposal of such animal in such a way as to deny access to dogs.

13. The Governor in Council may grant special dispensation from any of the provisions of this order in certain circumstances.

14. The Chief Inspector or any Police Officer may, for the purpose of ascertaining adherence to the provisions of this order, at all reasonable times enter any land or premises.

15. Any person who obstructs or impedes any Police Officer or Inspector in the execution of his duty or contravenes any of the provisions of this order, shall commit an offence and shall be liable on summary conviction to a fine not exceeding £200 for a first offence or £500 for a second or each subsequent offence.

16. The Hydatid Eradication (Dogs) Order 1975 is cancelled.

13th May 1981.

By Command,

F. E. BAKER,

Chief Secretary.

Ref. AGR/10/4.

THE MOVE to CAPLESS WOOLPACKS

There has been much publicity in various New Zealand journals recently following the introduction of capless woolpacks. I made enquiries to Lance Wiggins, Manager of Grower Services, New Zealand Wool Board who supplied the following information.

"Capless woolpacks will be on sale throughout New Zealand this coming season. Importation of traditional packs will cease in 1990 and by July 1992 all exports will be in the new packs. The main reasons for the move are:

1. The trade has long complained about contamination from caps in the wool and cut twine. Capless packs have been welcomed by all brokers worldwide.
2. Properly packed, a capless bale is a better and neater package than a capped bale.
3. The woolpresser needs less time to close the pack; this can save a labour unit in a larger shed.
4. The packs are more economical because of the labour saved and and the lower cost of clips against twine.The methods by which capless packs can be used are shown below.

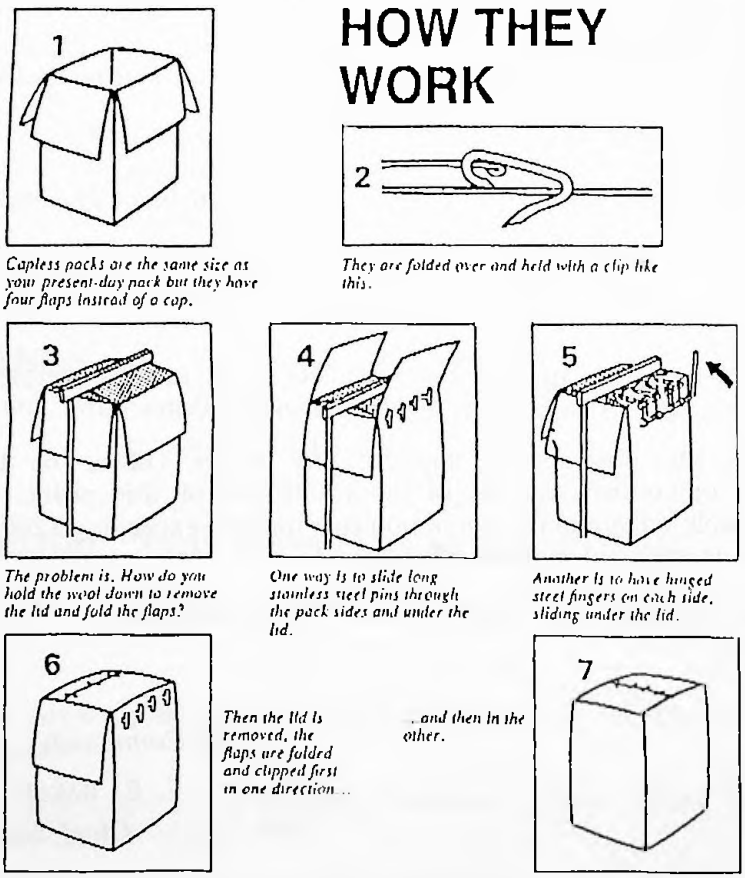

A Donalds No-Tramp press can be "simply" converted using five stainless steel rods at a cost of around £35 or, with a more elaborate system of side-pinning, about £170. In the battle to improve clip presentation, the New Zealand Wool Board expects more than 20,000 woolpresses to be converted to capless packs."

D.WEST
JULY 1990

A.T.S.

Congratulations to Lisa and Russell who were presented with certificates during Farmers Week for successfully completing the first ATS (Youth) course. In order to qualify for a certificate satisfactory marks had to be achieved in the following:

1. Host farmer reports
The host farmer completes a confidential report 3-4 times during the year.

2. Training course Assessment & Assessment Handbook
A mark is awarded by the instructors after each training course.

3. Farm Diary
An accurate account of the years activities has to be recorded in a daily diary which is marked at the end of 12 months.

For this year we will also be including a series of practical tests with a practical skills test at the end of the course, suggestions from farmers regarding standards of proficiency to be achieved would be welcome. We are at present involved in a series of welding courses, the dates for these are as follow:

WELDING COURSES

Port Howard - Sat 21st July, Sun 22nd July
Roy Cove - Wed 25th July, Thurs 26th July
Chartres - Wed 8th August, Thurs 9th August
Port Stephens*
Port Louis*

* Date to be announced

Other courses taking place shortly include.

Book-Keeping - Port San Carlos (3rd August)
First Aid - North Arm
First Aid - Port Howard
First Aid - Fox Bay

Tool Sharpening - Port Stephens
Goose Green
Fox Bay

Hydraulics - Douglas

Dennis Middleton will be in Bradford for two weeks during the end of August, in a busy programme he will be visiting all the major handlers of Falkland Island Wool as the third shipment arrives. Dennis would like to hear from any Farmers who have specific questions or enquiries they wish to be directed at the brokers or manufacturers in Bradford he can be contacted by phone no 21393.

NEW VIDEOS

1. AI Techniques - A training video from Ambreed NZ showing methods of cattle artificial insemination.

2. Sheep Classing - An Australian video lecture discussing points to be considered when selecting sheep for breeding.

3. Grinding Techniques - An Australian video showing shearing comb grinding techniques.

4. FIAT - AGRI - A promotional tape from FIAT tractors.

5. Ag Link Magazine - A video magazine programme from New Zealand covering agricultural topics.

D. WEST
JULY 1990

WARM & WINDPROOF!

During the unloading and loading of the last charter boat, the weather turned extremely cold and wet and so I decided to purchase a new waterproof boiler suit. I decided on one which is available locally and having tried it out was asked to write a product review for this month's WoolPress.
The Planas Sportsuit is extremely warm and it also has the advantage of high zips up both legs, enabling the wearer to put it on over boots. The cuffs are elasticated so as to prevent any draughts up the sleeves. It has a hood and the material is at least showerproof. The manufacturers claim that it is waterproof but I didn't get the chance to try it out under very wet conditions.
It strikes me that this suit would be very useful to all farmers for a variety of different jobs and I would have no hesitation recommending it to anyone.

D.MIDDLETON
JULY 1990

If anyone would like further details of the Planas Sportsuit, please write to the WoolPress and we will be happy to pass on price and availability etc.

HOME GROWN IDEAS

LIFTING ARM

For those farmers without access to a loader, the following device could prove very useful for moving fuel drums, wool bales and other heavy items. Bill Pole-Evans constructed this simple lifting arm from secondhand lengths of angle iron and Rover axle parts. The arm can be adapted for any tractor three point linkage and is cheap and easy to make.



If you have constructed a labour saving device recently which you feel could be useful to other farmers', please send your ideas or modifications to the WoolPress.

LIFE'S HOT MOMENTS

Oestrus occurs in bitches from around six months of age. For three weeks twice a year, lust negates the working ability of bitch and dog alike.

All night dogs howl and bark and throughout the day they fight, urinate everywhere, disrupt stock work, ignore commands or bolt home to circle the "hot box".

An incident concerning the latter occurred one fall muster when riding out to muster a block on the Dunstan Range. We left the huts about 3 a.m. and when daylight filtered over the tops some 16km later, one musterer discovered that of the five dogs he'd released, only a young and untrained heading bitch remained. The others, all dogs, had bolted back to the huts under cover of darkness to wait hopefully beside a dog motel containing an on-heat bitch.

This occurrence prompted Alan, a neighbouring runholder, to describe an experience he'd had when mustering a steep and broken block on his own property. His dogs, he said, were behaving uncontrollably. One split a large mob that had been painstakingly gathered, another bolted slewing two sheep into a deep gully where they became entangled in a patch of brier and a third dog refused to run at all. "I finally did my block," says Alan. "Called them every name I could think of, jumped on my hat and heaved most of a shingle slide in their direction. All bar two headed for home and I was left with an old huntaway bitch and a young useless heading dog. Luckily most of the sheep were following the boundary fence so I just kept well back, ho-hoed, clapped my hands and generally made a lot of noise to keep them moving. I was doing alright until about a dozen bolted back. I sent the bitch on a long downhill cast. She headed after the sheep alright," added Alan, grinning. "She didn't catch them though. She was a bit handicapped by the useless heading dog she was dragging backwards down the hill."

Various methods are used to protect bitches from the trauma of motherhood. They're incarcerated in pens atop three metre poles, locked in dog motels and woolsheds - even prescribed contraceptive pills. And, when circumstances dictate, improvisation is necessary.

A shepherd with a team of four bitches and one dog was to assist a neighbour with a muster. Unfortunately, all four bitches were on heat and mustering fat Corriedales from a high country block during a Central Otago summer with one strong eyed heading dog isn't a recipe for work satisfaction.

He solved the problem by making trousers (a canine version of the chastity belt) from hessian and fitted them to each bitch. Despite the enthusiastic efforts of every dog on the muster, the bitches retained their virtue and the shepherd his dog power.

Then there was John. One of his bitches, a speyed black huntaway, though not in danger of an unwanted pregnancy, regularly came on heat, arousing her male colleagues.

Usually she was locked up but there was a day when, pushed for time, John decided to exercise her with the others. She was easily the fastest of his dogs and John reasoned, given the bitch's devotion to him, that if he maintained a speed on his farm bike matching the limit of her pace, she'd keep ahead of the pack until she was safely locked up again.

With the bike idling on its stand, he released the dogs then, leaping aboard, gunned the machine towards the large open paddocks behind the homestead. As predicted, the bitch took the lead, increasing the gap between her hopeful suitors the further the bike travelled. The system broke down when John stopped to have a word with me.

When the bike stopped, the bitch stopped and the dogs, previously strung out behind, caught up. The nearest dog, sensing that the pause would be brief, skipped any pretense at foreplay and immediately mounted the bitch. The next, frustrated beyond control mounted him and the third imitated the second while the last, the household pet - a skinny Sydney silky, clung to the knee joint of the third dog emulating the desperate antics of his companions. I collapsed laughing. John looked over his shoulder and yelled, "Got to go!" and twisted the throttle.

Blue smoke enveloped the dogs, the bike leapt forward, the bitch sprang out from underneath, the line collapsed and the chase was on again.

Speed and stamina won out (from John's point of view anyway). The would be suitors couldn't overtake and anyway, were so knackered by the time they got home that they were incapable of immediately carrying out their intentions.

But sexual desire is a powerful force. The following morning the bitch escaped from her box and at the station entrance in front of a capacity primary school bus, she achieved, to the delight of the children, a full union with a neighbour's Red Setter.

Our thanks go to Alison Early for sending this article which originally came from a New Zealand farming magazine.

MRA
JULY 1990

"Dammit woman, not in front of the hoggets!"

RECIPES PAGE

I came across the following recipes in an old cookery book and I hope that is where they will remain! If you have any tastier offerings please send them to WoolPress.

SHEEP'S TONGUE CASSEROLE

4 sheep's tongues, soaked overnight in salt water, 1.5lb of mixed root vegetables diced, 1 clove of garlic diced and chopped, 6oz. sliced onions, 4oz. streaky bacon, 1 tsp mixed dried herbs, 1tsp yeast extract and some pepper to taste.

Wash tongues well, then simmer with garlic in 1 pt (6 dl) water in a saucepan for 2.5 hours. Drain and keep liquor. Skin and chop tongues. Place half the bacon in a casserole and cover with mixture of tongues and all other ingredients, including yeast extract dissolved in liquor. Place remaining bacon on top, put lid on and cook in moderate oven for 2 hours.

SHEEP'S HEAD PIE

1 sheep's head, split in two, and soaked overnight in salt water
8 oz (240 g) onions, quartered
1 tbsp chopped rosemary
1 tsp yeast extract
4 oz (120 g) rice
4 oz (120 g) breadcrumbs
2 tbsps chopped parsley
pepper
8 oz (240 g) tomatoes,sliced

Drain and well wash head, removing all loose bits of bone, then simmer in a saucepan with onion, rosemary and yeast extract for 1 hour 30 mins. Add rice and simmer for 30 minutes. Remove head and pick off all bits of meat. Return meat to pan, then strain off liquor into a jug. Mix breadcrumbs, parsley and pepper and place a layer in a well-greased pie dish. Mix tomatoes with all other ingredients and put a layer into the pie dish. Repeat layers, finishing with breadcrumb mixture. Pour .25 pt (1.5 dl) of sheep's head liquor over, and cook in a hot oven for 30 minutes. (The remaining liquor can be added to soup or stew, or used to make gravy).

D.WEST
JULY 1990

WOOL PRESS

ISSUE 12 SEPTEMBER 1990

IN THIS ISSUE

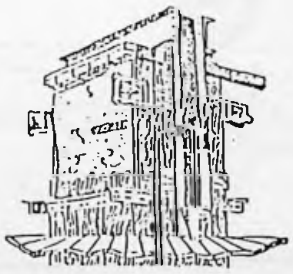

The Wool Press is published by the Agricultural Department

Editors — D. West and M. Alexander

EDITORS PAGE

Welcome to another edition of WoolPress, in this months issue we have articles on AI, Pregnancy Toxaemia and Lambing Techniques from Peter Armitage. Farmers articles include the last in the series on flock recording by Nigel Knight, contributions from Ian Hansen and Les Morrison on dog care and an anonymous cartoon.

This month sees some changes in the Department of Agriculture Iain will be leaving the islands on August 29th and we wish him all the best for the future, we also welcome the new assistant economist Andrew Henworth.

Finally, this months WoolPress new product page looks at the problem of wool worm and as always we endeavour to keep abreast of new developments ..... Sorry Mandy !!!!!

DAVID WEST

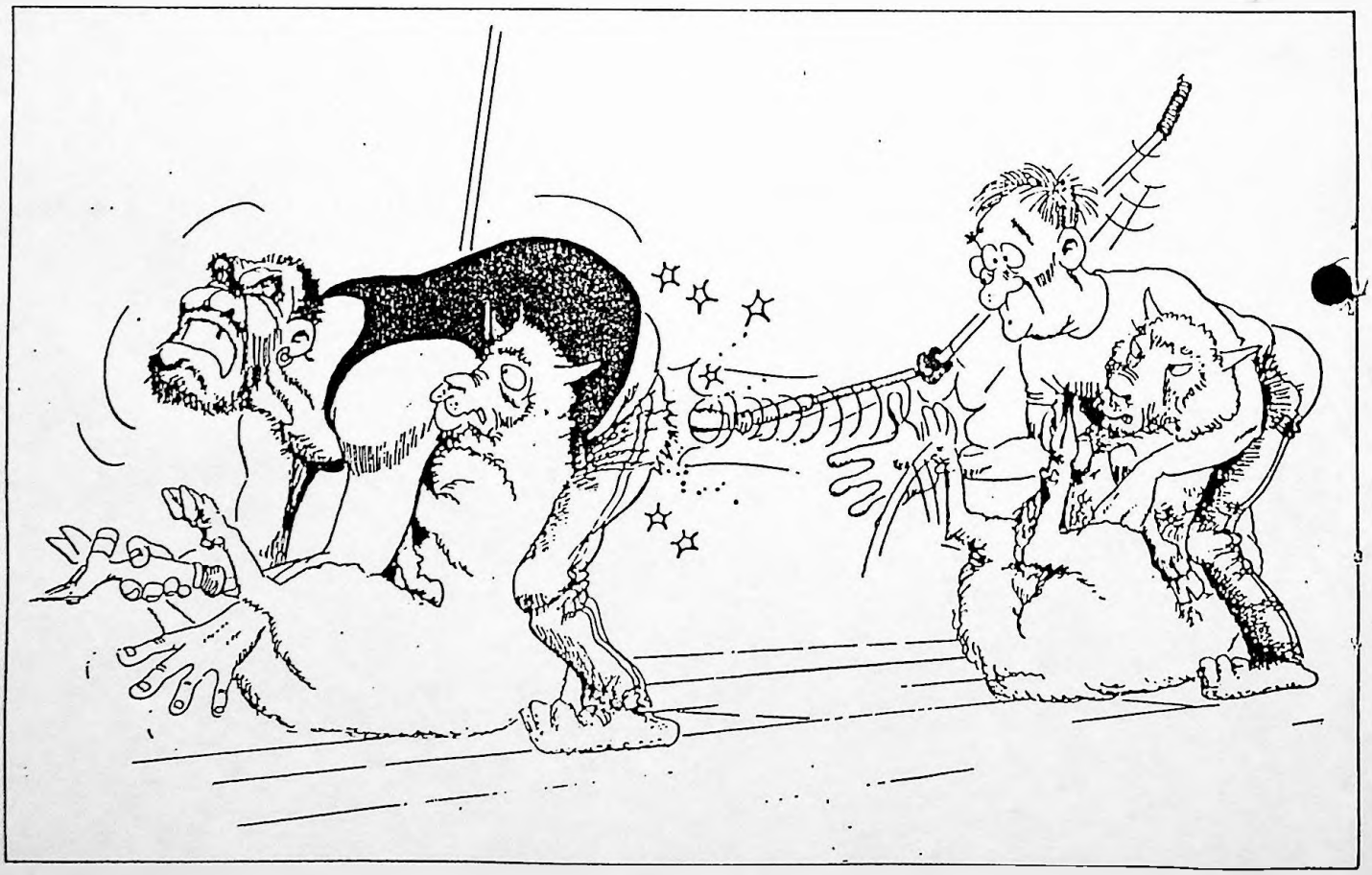

LETTERS PAGE

TO ALL DOG OWNERS

Following last months article on the Hydatids Ordinance I would like to add my own views on how dogs should be treated in the islands. All dogs must be treated with care and in a responsible manner. The following four rules must be followed:

1. Dogs must be fed everyday.
2. Dogs should always have fresh water.
3. Dogs should be exercised regularly under supervision.
4. Kennels and cages must be kept clean at all times.

Any dog owners who neglect their dogs are breaking the law and will be reported to the authorities for cruelty to animals.

Remember: Dogs are animals not machines.

LES MORRISON ; DOG INSPECTOR
PORT HOWARD

RARE BREEDS SURVIVAL TRUST
National Agricultural Centre
Kenilworth
Warwickshire.

Readers of our magazine the "ARK" still regularly enquire after the livestock sent out after the 'war'. We would like to hear from anyone in the Falkland Islands who received these animals so that we can report on their progress.

MRS PAT CASSIDY
EDITOR - THE "ARK"

ARTIFICIAL INSEMINATION 1991

I hope that enough interest is shown by farmers so that an Artificial Insemination programme can proceed for 1991.

With the benefit of experience from the last two seasons of A.I. we have instituted various changes in the programme. The major change is that the scheme now needs to be brought from it's experimental stage into a more commercial setting. In order that semen costs may be held at a reasonable level it was decided by Agricultural Advisory Committee that the task of co-ordinating farmers requirements, seeking suppliers and arranging transportation would be best arranged by farmers themselves thus avoiding the necessity of having to comply with FIG stores regulations and add the 33.3r% to the cost of goods delivered. Farmers Association are therefore the most appropriate body to carry out this task.

Judy Summers, as secretary to the Farmers Association, has much more time to look for alternative sources of semen in Australia or New Zealand. If any of you know of potential sources of semen you would like to exploit, please contact Judy Summers and we will see if we can use them.

Once potential sources are identified, a catalogue will be sent to all farmers to allow them to choose.

Hopefully we will be able to place our orders for drugs and semen in November this year. That should help to reduce our costs by reducing air freight bills. Also reducing the last minute panic of the last two years of whether everything will arrive on time for the programme.

In consultaion with Judy Summers I will arrange the programme of Insemination round the farms for 1991. Depending on the response from farmers I may be asking for more ewes to be presented to each centre to make the visit viable.

Although next years lambing season may seem a long way away, could you respond promptly once the semen catalogue is produced so the order can leave on time.

Payment will also be different this year. I will bill each farmer for the drugs used and for the insemination. The Farmers Association will bill the farmers for the semen ordered and used through them.

I hope this will provide a more efficient service than I've previously been able to provide. It will also provide a nucleus of expertise in organisation of the A.I. programme in the Falkland Islands for the next Veterinary Officer to build on.

P. ARMITAGE
AUGUST 1990

THE CARE AND ATTENTION OF A WORKING SHEEP DOG

THE YOUNG DOG

The looking after of a young dog - i.e. one between three months and nine months to a year - is probably the most difficult stage in caring for a dog.
If a pup has been reared properly, by the time it is three or four months old, the owner should have on their hands a young animal with clean eyes a shiny coat and a healthy vigorous disposition.
As I stated in my last article, a young dog will (and indeed should) want to chase anything from a hen to a bullock at this stage. It is so easy to lock a young dog in a cage or tie him up rather than have the hassle of controlling and exercising it regularly. It is also quite wrong to do so.
There are varied ideas as to when a young dog should be introduced to sheep. I dont intend to dwell on this as it is more the training side of things, and something the more experienced and aged handlers of Goose Green and Port Howard could explain.
However, the regular exercise, control and understanding between owner and young dog will benefit all concerned whenever the introduction does occur. Obviously there are times when owner and dog will disagree, that is when the nature of the animal and the handler come under scrutiny.

Many young dogs can be frightened if treated too harshly early on, while others need to be shown who is boss at an early stage. There are a few basic rules which must be followed if you want your dogs to be healthy and well cared for.

a) Regular exercise - by regular I mean daily - not once a fort--night.

b) A feeding routine - dogs like to be fed roughly the same time every day, and to instil this in a young dog is important.

c) A young dog should come to its owner without fear. It should come because it likes and respects its owner, and the feeling should be mutual.

d) If you cant exercise your young dogs daily, at least give them a fair sized cage to spend their time in, with plenty of water available at all times.

To conclude, - the biggest mistake an owner can make is to keep a young dog locked away for nine months, then let it out and expect it to know its name and be able to work. It is not only a mistake but gross stupidity and bordering on cruelty.

In the next article I shall write about the best care and attention for a mature working sheepdog.

I. HANSEN
AUGUST 1990

NEW VIDEOS

The following videos have just arrived from the New Zealand Wool Board.

1. "Pressing for change" - Wool pressing and the use of capless bales for wool packaging.
2. "Care of your handpiece"
3. "Fitness for shearers" - Robin Kidd explains exercises and routines to maintain shearer fitness
4. "Correct Grinding"
5. "Fabulous Fibre" - Outlines the role of the New Zealand Wool Board and how they promote wool market opportunities.
6. "Testing Wool" - Shows wool testing procedures in New Zealand.
7. "Measured for the Market" - Shows how the six main characteristics of wool are measured for specification.
8. "New Products" - Video from U.K. demonstrating a new hydraulic tyre bead buster for farm use.

We are slowly building up a sizeable selection of videos. If you would like to watch any of the above or would like to know what videos are in stock, please phone either Lilian or Mandy.

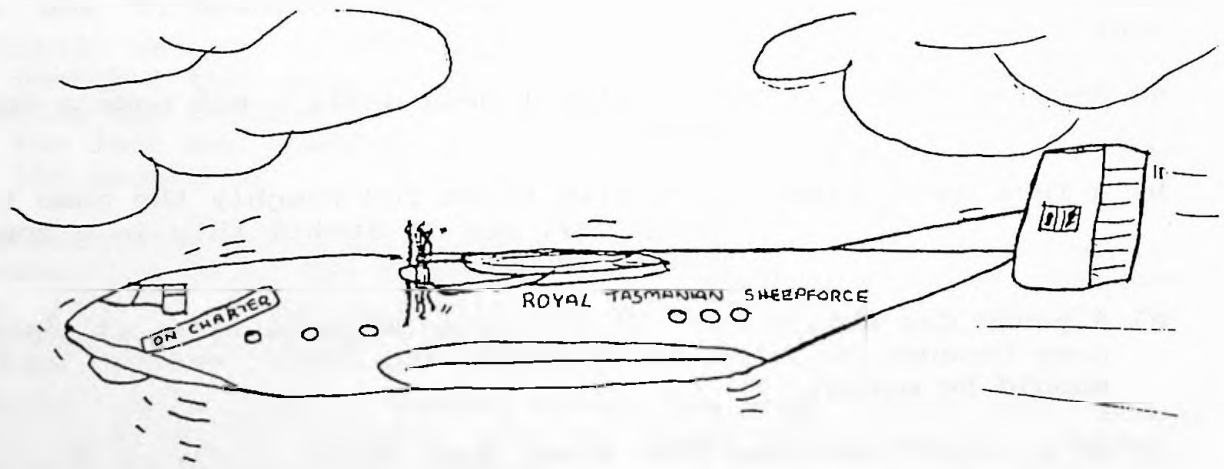



"TURBULENCE MY FOOT, SPORT! THOSE TWO F.I.C. ROMNEYS HAVE JUST GOT IN WITH THE NATIONAL STUD EWES!"

FALKLAND FLOCK IMPROVEMENT ASSOCIATION

last month I explained in detail how the Individual Record Cards are formed. The breeding history of the animals are then recorded in;

PART THREE - FLOCK SUMMARY BOOK

The Flock Summary Book is A4 size and has enough space for the breeding details of 20 rams and 100 ewes for a five year period. Farms wishing to record more than this number just need to buy extra books. However we hope this size will suit most Stud Flocks.

RAM PROGENY SUMMARIES;

The first five pages of the book contain spaces to enter ram breeding, there are spaces for four rams to a page and the details to be filled in are really self - explanatory.

RAM NUMBER - This will be the individual eartag number

NUMBER OF EWES SERVED - Total number of ewes mated with this particular ram

NUMBER OF LAMBS WEANED - Total number of lambs weaned from these particular ewes

WEANING PERCENTAGE - Total number of lambs weaned, divided by the total number of ewes put to this ram

AVERAGE FLEECE WEIGHT - Average of all the progeny of this ram at first shearing, preferably clean fleece weight

AVERAGE MICRON - The average micron from all the above fleeces

These details are then repeated from Year 1 to Year 5 if this ram performs satisfactorily.

EWE PROGENY SUMMARIES ;

The ewes summary details are entered somewhat differently from the rams. There is space for 100 ewes in 5 blocks of twenty. If we start with the first block of twenty, the first detail entered is the first breeding year, e.g. YEAR.....1990.....

Then under (1) we write in ;

EWE NUMBER; RAM NUMBER; PROGENY NUMBER;

The details of the offspring are set out in the adjacent full size page,

WEANING WEIGHT in year 1

FLEECE WEIGHT in year 1

FLEECE MICRON in year 1

We then enter details of the next recorded ewe under (2) and so on up to ewe (20)

The next step with this block of twenty ewes is to turn over the first quarter sized page, but keeping the same full size adjacent page and record the details of ewe (1) for the second breeding year, e.g.

EWE NUMBER - this will of course be the same ewe

RAM NUMBER - this may or may not be the same ram

PROGENY NUMBER - this will of course be different

The details of this offspring are recorded in the Year 2 column of the full adjacent page.

This process is followed for each year of the five years for this first block of twenty ewes, after which the first full size page is turned over and details of the second block of twenty ewes are recorded in exactly the same way as the first block of twenty.

If a large number of twins are expected you may wish to allocate two lines to each ewe, this will of course restrict you to fifty ewes per book. If you are able to predict which ewes are likely to have twins, you lump these ewes together in one or two blocks with two lines each, this would increase the capacity of the book.

This third part concludes the recording system designed by the F.F.I.A. for Falkland Farmers. The Eartags, Individual cards and Flock Summary Books are all available from the Secretary of the Farmers Association. Further assistance in filling in these records can be obtained from the F.F.I.A. commitee.

N. KNIGHT
AUGUST 1990

YEAR.....

EWE PROGENY RESULTS:

	EWE NUMBER	RAM NUMBER	PROGENY NUMBER	WEANING WEIGHT Yr 1	Yr 2	Yr 3	Yr 4	Yr 5	FLEECE WEIGHT Yr 1	Yr 2	Yr 3	Yr 4	Yr 5	FLEECE MICRON Yr 1	Yr 2	Yr 3	Yr 4	Yr 5	
1																			1
2																			2
3																			3
4																			4
5																			5
6																			6
7																			7
8																			8
9																			9
10																			10
11																			11
12																			12
13																			13
14																			14
15																			15
16																			16
17																			17
18																			18
19																			19
20																			20

RAM PROGENY SUMMARIES

RAM NUMBER:.....

	Year 1	Year 2	Year 3	Year 4	Year 5
NUMBER OF EWES SERVED:					
NUMBER OF LAMBS WEANED:					
WEANING PERCENTAGE:					
AVERAGE FLEECE WEIGHT:					
AVERAGE WEANING WEIGHT:					
AVERAGE MICRON:					

RAM NUMBER:.....

	Year 1	Year 2	Year 3	Year 4	Year 5
NUMBER OF EWES SERVED:					
NUMBER OF LAMBS WEANED:					
WEANING PERCENTAGE:					
AVERAGE FLEECE WEIGHT:					
AVERAGE WEANING WEIGHT:					
AVERAGE MICRON:					

RAM NUMBER:.....

	Year 1	Year 2	Year 3	Year 4	Year 5
NUMBER OF EWES SERVED:					
NUMBER OF LAMBS WEANED:					
WEANING PERCENTAGE:					
AVERAGE FLEECE WEIGHT:					
AVERAGE WEANING WEIGHT:					
AVERAGE MICRON:					

RAM NUMBER:.....

	Year 1	Year 2	Year 3	Year 4	Year 5
NUMBER OF EWES SERVED:					
NUMBER OF LAMBS WEANED:					
WEANING PERCENTAGE:					
AVERAGE FLEECE WEIGHT:					
AVERAGE WEANING WEIGHT:					
AVERAGE MICRON:					

PREGNANCY TOXAEMIA IN EWES

The snow on the ground today prompts me to produce some notes on Pregnancy Toxaemia or Twin Lamb disease as it is often called.
Last year a number of lambs were lost to the Artificial Insemination Programme through Pregnancy Toxaemia. The disease is caused by an energy deficiency (starvation) in the ewe which has twins or more lambs in her. 75% of the lambs growth occurs in the last six weeks of pregnancy. This growth presents a tremendous energy drain on the ewe with two or more lambs in her, particularly as the ewe will put energy into the lambs at her own expense. When this happens the ewe begins to use stored energy in the form of body fat. Unfortunately this only helps for a limited time as breakdown products, ketones, begin to build up in the ewe poisoning her.
The first signs of the condition are often the ewe being on her own, disinclined to move, appearing "stupid" and not eating. When moved she will have a staggering gait, may appear blind and walk into obstacles. The head is often carried in an unusual manner.
The ewe is constipated and goes off her legs rapidly going into a coma and dying. From the first signs the ewe normally has only 3-4 days to live.
If the dead ewe is opened up you will almost invariably find two or more large lambs in the uterus, the liver is often a lot paler colour than normal.
As we found out last year there is a very poor response to treatment. If you see a ewe at the very begining of the condition, bottle feeding sugar or glucose and water at a rate of 3-4 tablespoons to a pint of water, several times a day may help, but generally just inducues scouring, and the ewe still dies.
In Pregnancy Toxaemia, prevention really is better than a cure. Prevention is relatively simple, ensuring that the ewe has adequate food in the last six weeks of pregnancy. The biggest problem is trying to get the ewe to eat food that is provided. It is frustrating trying to get ewes to take supplementary food once the condition is seen as the ewes frequently don't know what the food is.
Extra food can be provided in the form of hay, tussac, grain, cattle cake or pony nuts. Feeding should begin at least six weeks before lambing. Start of by offering tiny amounts. In Britain, farmers may start by offering about 2oz (50g) cereal per ewe per day six weeks before. Increasing the amounts by 2-3oz (50-75g) per week, so the ewe at lambing may be receiving in excess of 1lb (400g) of cereal per day. If you are going to feed cereal or cake it is often worth mixing it up with hay or tussac to get the ewes used to it. Frequently, putting a pet sheep in with the ewes will encourage them to try supplementary food.
These comments apply almost entirely to stud or A.I. ewes and will have little relevence to the average ewe in camp.

PETER ARMITAGE
AUGUST 1990

NOTES ON LAMBING

The lambing season is rapidly approaching. Some of you will be going through your ewe camps this season checking on your ewes. Some will find ewes having difficulty while giving birth. By carrying a few simple things you can render simple and effective assistance to the ewe and the lamb.

I would carry a small bottle of diluted disinfectant ready for use, some lubrication, a handfull of lux flakes in a polythene bag, a peice of soft cord about one metre long and some long acting antibiotic.

Often the most difficult decision is when to assist the ewe. If she is down and straining for some time or if a head or leg is showing it is generally worth investigating.

When the ewe is caught the first thing is to be as clean as possible - use the disinfectant on your hand.
Then the lubrication on your hand, arm and the ewe.
The diagram shows the ewe with a lamb in a normal position ready to lamb.
The normal poaition is both fore legs and the head in the pelvic cannal. More rarely a normal position is to have both hind legs and a tail. It is possible to get most lambs out of a ewe in either position.

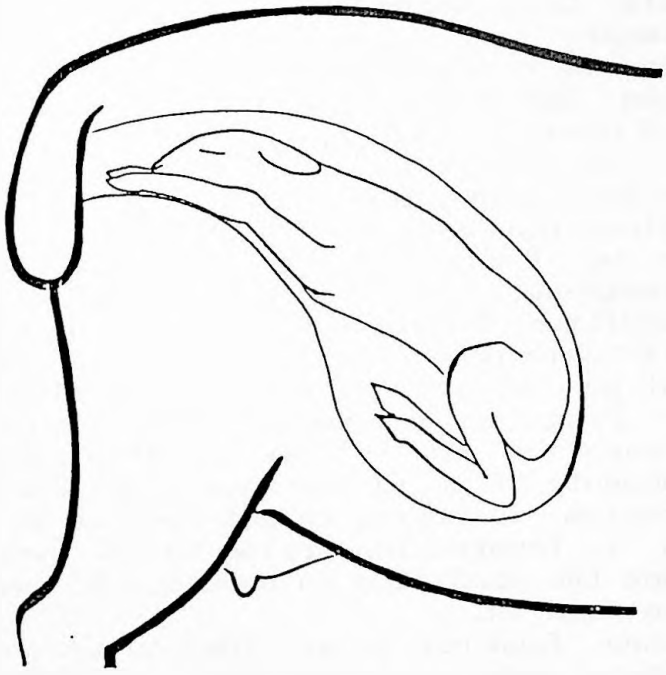

Lambing – normal presentation

Having decided which way is easiest to remove the lamb, check to see that you have the correct legs and they they are all of one lamb. Do this by following the leg back to the body. The easiest way to identify hind legs from fore legs is to count the joints back to either the elbow or the hock joint. They have a distinct feel and bend a different way.In the fore leg the elbow is the third joint. In the hind leg the hock is the second joint.

Remember, twins occur and it is possible to get a head and fore leg of one lamb and a leg from another lamb! Check!

With the use of lubrication in the ewe it is generally possible to rearrange the lamb in the ewe by gentle traction whether the head is back or a fore leg is back.

It is essential to get the lamb into the normal position, either

both forelegs and head or both hind legs and tail, before attempting to deliver the lamb.

At that stage I find a cord useful.By making a loop and snaring the head or legs it gives you the ability to use both hands. If you do use a cord do not put it around the lambs neck, you will strangle it. Get the loop behind the lambs ears and bring the join of the loop forward through the mouth,(do not use the lower jaw as it breaks easily). You can then pull gently with one hand while the other hand is in the vagina pulling the legs and guiding the head.

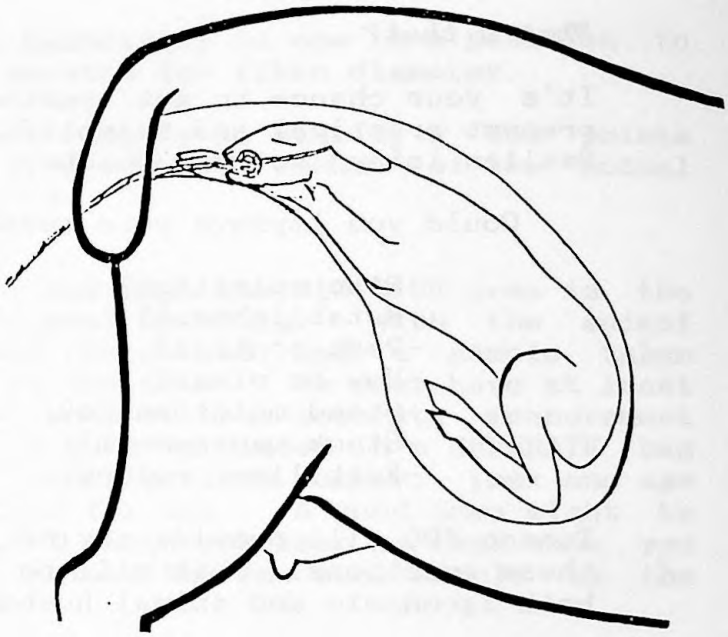

Remembering lubrication pull gently and ideally pull back at 45 to the horizontal, in the direction of the hocks in a standing ewe.

When the lamb comes out of the ewe it may need stimulation to come to life. I hold lambs by their hind legs and swing them for a few seconds to try to drain their lungs and mouth of any fluid and clear the nose. If it shows no signs of life stick a blade of grass or twig in its nose to try to make it breath.

Once the lamb is breathing, take it round to the front of the ewe and try to get the ewe to lick the lamb dry. While the ewe is cleaning the lamb, disinfect and lubricate your hand again and check for a second lamb. If you find a second lamb, assist and then check for a third until you are sure the ewe is empty!
In all cases of assisted delivery, give the ewe antibiotic cover from 5 - 8 ml of Propen injected into a muscle.

Finally, make sure the lamb gets a good suck of milk / colostrum. A wet hungry lamb has only about a 75% chance of surviving the first two days when compared with a lamb that is dry and has had a feed within 4 hours of birth.

To summarise lambing create a mental picture of what you have to do: Hygiene, lubrication, gentleness and patience can give you one of the most satisfying results I know; A live healthy lamb.

PETER ARMITAGE
AUGUST 1990

TUSSAC '90

What's that?

It's your chance to get together with scientists and thrash out present practical and scientific knowledge about tussac. Come to Sealion Island between October 18-20th for Tussac '90.

Could you improve your tussac

- -Site selection?
- -Establishment?
- -Pest control?
- -How to plant?
- -Stand maintenance?
- -Stock management?
- -Fertilizer policy?

Tussac '90 will provide advice and information to help you answer these questions. This will be achieved by a programme coverin both agronomic and animal husbandry aspects.

'The role of Tussac Grass in Farming Systems'

Programme of Events

Thursday, Oct 18

2.30 pm.	Value- it's importance
4.30 pm.	Establishment
8.00 pm.	Pests

Friday, Oct 19

9.00 am.	Wildlife Conservation
11.00 am.	Management
2.30 pm.	Field trips
8.00 pm.	Slide/video aids

Saturday, Oct 20

9.00 am.	Review of Conference
11.00 am.	Flights home.

Discussions will be held during and after each session. All talks and discussions at the conference will be supplied free to all who attend.

How do I attend?

For more information telephone the Dept of Agriculture or write confirming your attendance. The conference cost is £70.00, a registration fee of £40 will secure a place. The remaining £30 is payable upon arrival at Sealion Lodge. You will be responsible for flight costs and booking.

GERRY HOPPE AUGUST 1990

WOOL TESTING SERVICE

The Department of Agriculture Laboratory is now in a position to offer a limited wool testing service for fibre diameter.

I would like to take this opportunity to clarify a few points about sample collection and give a short 'resume' of the actual technique used in the laboratory.

SAMPLE COLLECTION

It has been scientifically proved that the MID-SIDE area is the most representitive site for wool sampling. With the animal restrained the fleece should be parted and a sample taken cutting as close as possible to the skin. We must have at least 6-7 grams (A GOOD HANDFUL) of wool so that accurate measurement can be acheived. Each sample must be placed in a SEPERATE bag with the animals ear tag or identification number, (sex and age would also be useful information for us). A good idea might be to take an extra sample of wool which you keep so that when you receive the results you can relate the raw wool sample to the micron diameter.

Once the sample has been tested you will receive a report from the laboratory relating tag no. to micron diameter. The test used is accurate to within 1% of U.K. standards.

The cost of each sample will be £2.00

Site for mid-side sample;



THE TECHNIQUE USED

The equipment in the laboratory uses the constant pressure air-flow principle. This principle states that for a given weight (2.5000g cleaned), the finer the fibres the greater their surface area and hence their resistance to a current of air. The amount of resistance is measured by the WIRA air flow fibre finess meter, (this is also used in Bradford). Ideally the readings should be taken at a constant pressure and humidity, a situation currently not available in our laboratory, although we hope to have a specially designed room in the near future.

If anyone has any further questions or would like to see the wool testing procedure in action please contact me at the laboratory.

P.McCABE
AUGUST 1990

CASHMERE GOATS

What is Cashmere?

The "fleece" of a cashmere goat is in two distinct layers. These are an outer layer of coarse hairs about 15cm long and an inner layer of very soft, white or pale brown/grey coloured down about 6cm long; cashmere fibre is this lower layer of down.

Cashmere goats are not a particular breed of goat but rather a type referring to goats which have an exploitable yield of cashmere fibre. The yield of cashmere can be increased by adopting a controlled programme of cross breeding, often using high cashmere bearing bucks from Asia, and selective breeding of superior individuals from the resultant progeny.

Cashmere fibre diameter is 12-16 microns. Fibres coarser than 18.5 microns cannot be sold as cashmere. Current prices are approximately 6p/gram (£60 per Kg). Cashmere yields in unimproved stock is about 50g to about 250g for an improved animal. An average 250g "fleece" would be worth about £15. Yields can be increased to over 0.5kg by selective breeding.

Note the difference between Angora and Cashmere goats. Angora goats are a particular breed of goat producing Mohair. This breed has a single coat of white, fluffy fibres 25-30 microns in diameter. These animals are very susceptible to cold damp conditions and are restricted to high altitude, low rainfall areas. The centre of world production is South Africa.

Where is Cashmere produced?

Total world production is about 6000 tonnes annually. China produces 65%, Outer Mongolia 15%, Iran and Afghanistan 12%, and the remaining 8% in Australasia, U.S.A. and Argentina.

66% of the world's cashmere is processed in the U.K. most of which is handled by one buyer only: Dawsons of Selkirk.

Will goats interfere with sheep?

Work in New Zealand has shown that goats and sheep can graze a single camp together i.e. they are complementary rather than competitive. The reason for this is that goats are browsers with a preference for shrubs and coarser vegetation, whereas sheep are grazers with a preference for the finer grasses.

The total carrying capacity of a camp may be increased by such a complementary grazing system - bearing in mind the dangers of over grazing.

Under normal commercial farming practice, goats and sheep do not interbreed.

How are goats handled?

Goats can be moved using dogs, but care must be taken as they are more flighty than sheep and tend to move in small groups rather than as a mob. When frightened goats will break uphill.

An existing 5 or 6 strand standard wire fence can be made goat proof by erecting a single electrified offset HT wire 30cm above ground level and 30cm out from the existing fence. The wire in the existing fence must be maintained at the correct tension and the fenceline kept in good repair.

The drafting race should be no more than 2.5-3 metres long with smooth, solid drafting sides 1.3 metres high.

What is the goats breeding cycle?

Goats are seasonal breeders coming into oestrus between January and July in response to decreasing day length. Does are usually mated mid March to April (1 buck to 50 does) and kid mid August to September (gestation period of 150 days).

During the mating period bucks exhibit a rutting behaviour and are very persistent in their attention to does. They also give off an offensive odour at this time.

If required, kids can be dehorned at 4-10 days old. Castration using a rubber ring is done before 4 weeks of age and weaning carried out at 12 weeks. The sexes must be segregated at weaning as the young bucks are particularly precocious and can successfully mate with weaned does.

How do you shear goats?

Animals naturally shed their cashmere fibre in late winter; in order to reduce these losses they must be shorn or combed before moulting occurs. This is usually carried out during August at least 4 weeks before kidding.

It is essential to provide shelter during shearing and at times of harsh weather. Strategically placed plastic netting windbreaks are usually sufficient.

Future marketing prospects

There has been a steady rise in average international cashmere prices over the last 25 years with only two significant falls; once in the mid 1970's and again in the mid 1980's. Future prospects are good as buyers are keen to exploit markets outside Asia to avoid the problems associated with politically unstable areas and to counteract the increased exportation of finished cashmere textiles from these countries.

D.MAKIN-TAYLOR
AUGUST 1990

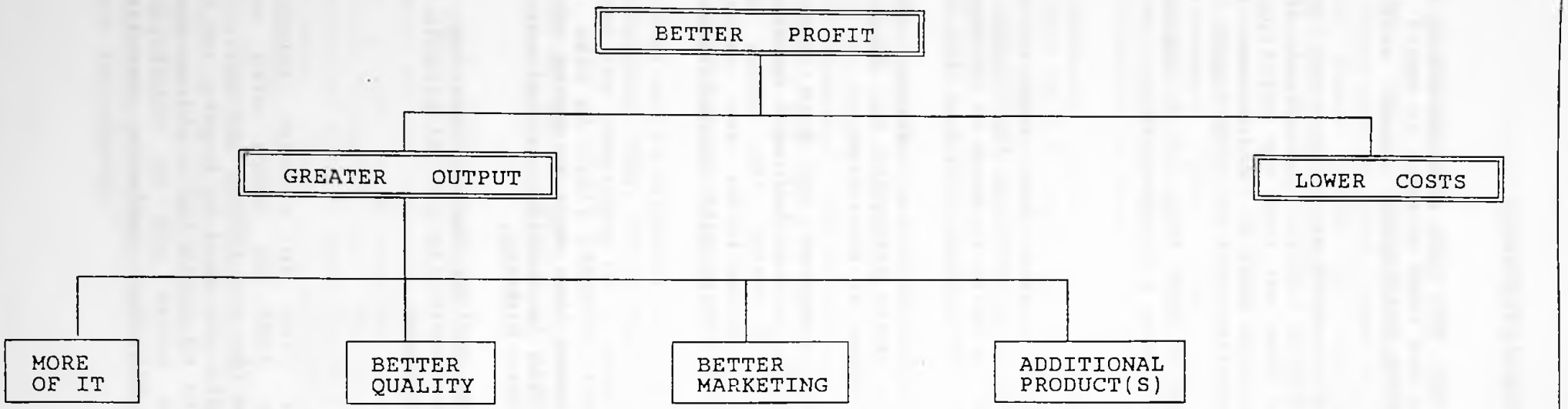

Department of Agriculture

August, 1990.

CHEERS FOR NOW

"After 4 years in a country, even England, a Scotsman can become quite fond of it and the people. It's very difficult for a Scotsman to leave the Falkland Islands - people are so generous and friendly. The longer one stays the harder it is to move on. Although I'm off to pastures new, it will be with a great deal of sadness but with memories of many happy times here". These are the words of my predecessor, John Ferguson. It would be hard to better them.

Of course, my memories go back further to the day in September 1969 when Sydney Miller, Wick Clement & Keith Luxton took Tom Davies, Howard Mead, Terry McCrea, Bill Williams and me out to Wireless Ridge to see Falklands camp. We nearly asked for return berths on the Darwin! It was the beginning of a lifelong interest in farming here; and, yes, it will continue.Both farming and society have undergone a revolution since those days.

I expected that my 1986 visit would involve leading a group in the exploration of mainly technical matters - how farming "ticks" and how it might be changed. That's how it started but very soon I was in the front line of efforts to retain ARC and restructure it to suit the wider needs of farming on a long-term basis. Owen Summers and I were in total agreement about the way forward and got essential support from Robin Lee, Bill Luxton, Raymond Evans, Marshall Barnes, Ron Binnie and Councillors. We now have a fitter unit, well balanced in terms of advisory, research and veterinary services led by a local man of integrity with a great deal of common sense. Given the right team he will serve the community well.

I'd like to leave you with a few thoughts, not about detail but about principles. On the oposite page you will find a chart in which the top half summarises what farming is all about, and in the bottom half, some of the more important ways of achieving these ends. So what's new, do I hear you say? Not much really, except that it represents all the areas in which the Department of Agriculture ought to be able to help you. To that end we have a team of economists (2), a wool adviser and a training officer, grassland specialists (2), sheep specialists (2), a vet, laboratory staff (2) and field assistants (2). Doesn't that match your needs as shown on the chart.

The key element in the new set-up is the Agricultural Advisory Committee, your representatives, who advise Executive Council on agricultural matters - especially the work of the Department. When they consider our staffing level and the qualifications of staff needed to do the job (getting value for money) they will have that chart in mind. They will be asking whether the decision would effect the balance. It's the same when it comes to deciding priorities among worthy proposals for work in the advisory, research or veterinary areas (getting value for your money).

Next time you are feeling miffed about the way a decision has gone, take out this chart and try to see the decision in its light.

Until we meet again, many thanks for your support, friendship and hospitality.

Cheers for now.

I.A. DICKSON AUGUST 1990

CARTOON CAPTION

Please send your contributions for this months topical cartoon.



THE WORLD EWE SHEARING RECORD BROKEN BY ONE

"With the crowd roaring, and 10 seconds to go, Neil St George got the catch and broke Stephen Dodd's world ewe shearing record of 604 by one"

The attempt took place at Brunel Peaks Station near Manapouri on February 20. It was apparent soon after the first runs that he had a real battle on his hands. This morning dawned cold and overcast, making the sheep slower shearing and at breakfast time he had 'only' shorn 131, probably 6 or so less than he would have hoped for.

At afternoon tea his tally stood at 484 and people were beginning to get nervous. Could he do more in the last run of one and threequarter hours than he had managed to do in the three other runs of the same length?

John Fagan, brother David and John Hough did their sums and calculated that Neil needed one 18 sheep quarter-hour and six 17 sheep quarters with a catch on the bell to break the record.

The judges, Vince Neesdale, Stu Weir, Gordon Pope and Don Morrison counted down the seconds for the start of the last run and it was all on.

The crowd held its breath. The quarter was up. What would the count be? Many of them went outside to watch the sheep run out of the pen, 16, 17, 18 and then 19. He was one up! The waiting got truly tense and the crowd began to yell encouragement when the next count left him with 70 to do in a hour. Half an hour to go and 37 needed... the most in half an hour for the entire day. Head down, shoulders and arms glistening with sweat, Neil bored in.

A cutter change here, a wriggle there and suddenly there were only two minutes to count down the seconds.

John Fagan muttered in Neil's ear:"Three and a catch; you can do it" and then the judge yelled 30 seconds as he opened up the second last neck and then 20 seconds, and down the last side he swept. Out the porthole it went and as his hand touched the catching pen door the judge yelled 10 seconds, and the crowd cheered and clapped.

The final countout began and as the 37th sheep ran out, John Fagan smacked his fist into the palm of his other hand and cried "He's done it". And he had, by one.

Vince Needales made the official annoucement to the crowd. An emotional St George thanked the station owner for his help and then turned to his support crew and said "Thanks you guys, I love you".

The run tallies:131, 116, 119, 118, 121.

The average fleece was 3.2 Kg

SHEARING MAGAZINE. N.Z.
JULY 1990

A.T.S.

WORK EXPERIENCE IN SOUTH AUSTRALIA

I am pleased to announce that we have been able to arrange a programme of work experience with the department of Agriculture in South Australia. Lisa Pole-Evans and Russell Evans are leaving the Islands on September 19th and will be working on a selection of stud sheep farms in the Adelaide area. All the farms involved in this visit are Merino stud farms and are participants in the open nucleus Merino ram breeding programme. Working for around one month on each unit the work experience will consist of shearing, sheep sales and fodder conservation, lamb marking, fleece measurement, sheep classing and sheep selection along with other associated livestock work.

The visit will last aproximately seven months and we hope to be able to arrange a reciprocal arrangement for two Australian young farmers in the future. The only major cost involved in the trip will be the flights to and from Adelaide and this is being funded by F.I.D.C. We hope that this visit will establish closer links with South Australia and enable us to offer one or two top students a similar trip in future years.

The farms include the following and are all within 200 km of Kingston.

(i) Mr and Mrs P. England "Blackford" (base farm) - Woolgrowers and Merino ram breeders, 4,000 breeding ewes plus 7,000 dry sheep.

(ii) Mr and Mrs B. Macdonald "Cluain" - Woolgrowers and Merino ram breeders, 4,000 breeding ewes plus a major beef enterprise.

(iii) Mr and Mrs A. England "Shepherds Hill" - Woolgrowers and Merino ram breeders, 2,000 ewes plus beef.

(iv) Mr and Mrs A. Malpas "Walteela Park" - Woolgrowers and Merino ram breeders, 2,200 breeding ewes plus beef cattle.

(v) Mr and Mrs M. Morross "Boolringer Station" - Woolgrowers and Merino ram breeders, 2,000+ breeding ewes and specialist seed production under irrigation.

(vi) Mr and Mrs J. England "Lyndal Park" - Woolgrowers and Merino ram breeders, 2,500 breeding ewes plus beef cattle and prime lambs.

We hope Lisa and Russell will keep the "Woolpress" informed on what promises to be a very interesting and challenging visit.

D. WEST
AUGUST 1990

FORTHCOMING COURSES

Anyone who is interested in attending a repeat of last years Lambing Course or any of the following forthcoming courses;

TOOL SHARPENING

HYDRAULICS

SHEARING

WOOL HANDLING AND GRADING

Please contact either myself or your area G.T.O. now

WOOL WORM PROBLEMS ?

Some people can work with wool all their lives and never have trouble with wool worm. On the other hand you may be one of the less fortunate ones.
Burrowing fibres are a problem for many workers: Shearers, rousies, those who groom horses, even hairdressers. The fibres burrow into the skin through excesively open pores caused by sweating, pressure areas that make more contact with the fibres (like the webs between the fingers and the knuckles from clearing the wool), or from open sores, nicks and cuts.
After that introduction I thought the ladies of the shearing sheds might be interested in the following article called:

PROTECTIVE BRAS A GOOD IDEA

They're comfortable and they protect you from wool worm, which is painful, can put you off work and leave ugly scars. Every nurse and doctor "Shearing" spoke to in a survey - and several contractors too - said they were a great idea.
Of course the bras aren't lacey but they're not tinplate either. And as for sex appeal, well that mainly depends on the lady inside them! Taupo dressmaker Marlene Kilgour thought she was onto a winner three years ago when she developed the wool-proof bra. She won an award at the National Fieldays and a stack of articles in the newspapers. She went on to produce a whole range of wool-proof garments: gloves, shorts, trousers, the lot.But sales have only been so-so. Marlene thinks rousies have a "she'll be right" attitude.You wouldn't if you had spoken to a doctor's nurse in the Wairarapa who has seen several cases this season. "They seem to be embarrassed about it and don't come along until it's quite nasty" she said. Then they have to go onto antibiotics, the abcess is lanced and the wound packed with guauze. Several visits are needed as the packing is slowly withdrawn. They will be off work for a week or more because a bump would be too painful, and at the end there will be a scar - half an inch or more.
No one wants that experience so some wool handlers put sticking plaster and gladwrap over their nipples. Neither would be as comfortable as a bra, especially on a hot day! And the gladwrap blocks the showers!

M. MCLEOD
AUGUST 1990

HOME GROWN IDEAS

BUMPER JACK BRACKET

This months invention comes from Tony Heathman of Estancia and is a very useful addition to the tool kit for all '110' and '90' Landrover owners. This simple home made device removes the problems associated with digging a slot for the handle of the bumper jack encountered during a difficult bogging. The bracket fits into the holes on the rear chassis and allows the driver four possible jacking points. The unique design of this bracket allows it to be used at any angle and the stopper prevents the jack from damaging the vehicles bodywork.

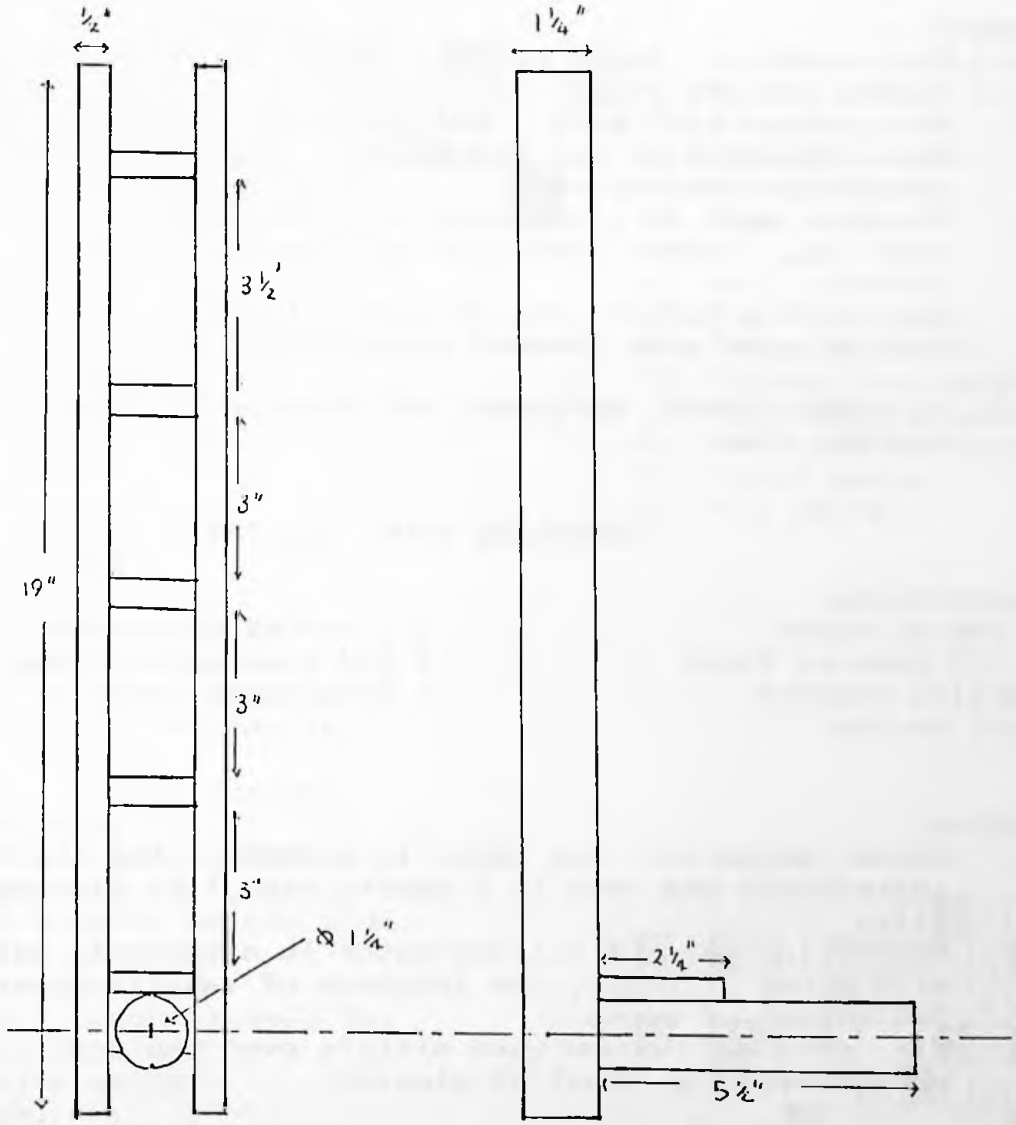

IF YOU HAVE MADE A USEFUL DEVICE RECENTLY,
SEND US DETAILS AT THE WOOLPRESS

RECIPES PAGE

After last month's "gourmet" recipes for Sheeps Tongue Caserole and Sheeps Head Pie, I am pleased to be able to print two far more appetizing recipes from June McMullen at Goose Green.

TURKISH LAMB

Ingredients

1/2 teaspoon chopped parsley
1 large chopped onion
2 tablespoons of tomato puree
4 oz ready to cook or tinned apricots
juice of 1 lemon
1/2 teaspoon dried corriander
1 1/2 lb of cubed mutton
14 oz can of tomatoes
3 tablespoons oil
1/2 pint white wine
salt and pepper
2 bay leaves

Method

1. Heat oil in large pan and fry meat till brown all over. Remove and set aside.
2. Fry onions till soft. Add tomatoes, tomato puree, wine and then the rest of the ingredients. Bring to the boil and simmer for two minutes.
3. Put the meat in a caserole dish and pour the tomato mixture over it. Cover and cook in a medium oven for about two hours.
4. Serve on a bed of boiled rice with crusty bread, or it's just as good with creamed potatoes and veg.

N.B. If using tinned apricots, add towards the last half hour of cooking time.

CHOCOLATE FUDGE PUDDING

Ingredients

1 cup of sugar
1 1/2 cups of flour
vanilla essence
milk to mix
1/2 cup of margarine
1 1/2 teaspoons baking powder
1 tablespoon cocoa

Method

1. Cream margarine and sugar in a bowl. Add the rest of the ingredients and mix to a smooth cake like mixture with the milk.
2. Put 1 1/2 cups of boiling water in a caserole dish together with 1 cup of sugar, one teaspoon of vanilla essence and one tablespoon of cocoa.
3. Mix well and spoon cake mixture over the top. Cook in a medium oven for about 40 minutes.

JUNE MCMULLEN
AUGUST 1990



DOWN
1. Continental sheep breed.
2. Boat section of 35 across.
3. Agricultural publication.
4. Automobile Association.
5. Railed transport.
6. Red Latin.
8. Bond is a secret one.
9. In direction of.
10. Falklands Capital.
11. Animal medicine.
19. French male "it".
20. Garden of Eden Lady.
22. Expression of suprise.
23. Long fish.
24. East Mountain.
27. Opposite of out.
29. Foot digit.
30. East fishing river.
33. Falklands Military Airport
34. Agricultural Businesses.
35. Large horse.
38. Chopping tool.
39. Tuberculosis.
40. Titled man.
42. Be quiet.
44. Not odd.
45. Cut down tree.
47. Yours and mine.
48. German interogators.
49. Sighting of land suffix.
51. District Attorney.
52. Blood group.
53. For example.

ACROSS
1. British sheep breed.
7. Common domestic F.I.animal.
12. Male pig.
13. Has possession of.
14. Defiant prefix.
15. Skill.
16. Hearing organ.
17. French cattle breed.
18. He spends a lot of time on the roof professionally.
21. Equine animal.
25. Mr ----, famous denims. Manufacturer.
26. Artificial Insemination.
28. The man.
29. Set of players on one side.
31. Japanese currency.
32. Fox Bay fish.
35. Military group trained for Special Missions.
36. Favourite animal?
37. Not now.
41. Type of tree.
43. Large expanse of water.
45. West Village.
46. Large horned animal(abbr.).
48. The cats mother?
50. Item exchanged for money.
52. Beer.
54. Main shed activity.
55. Young sheep.



WOOL PRESS

ISSUE 13 OCTOBER 1990

IN THIS ISSUE

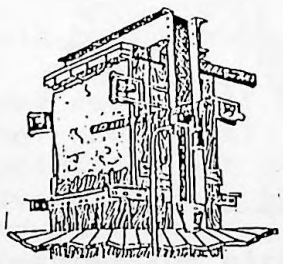

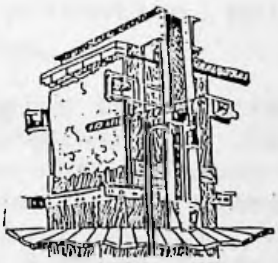

The Wool Press is published by the Agricultural Department

Editors — D. West and M. Alexander

EDITORS PAGE

Welcome to another edition of Woolpress, as well as our regular contributors, this months issue includes an update on developments towards the formation of a national stud flock along with articles from Dennis Middleton, Nick Pitaluga, Nigel Knight and Sally Poncet.

This months recipes were kindly donated by Mandy Alazia, and the North, East Falkland farmers have dominated this months puzzle section with both a word search and a crossword.

Our cartoon supply is starting to run low so if you have any ideas for cartoons please send them in especially any that relate to local events.

Within the Department we welcome the arrival of Richard Wagner who is to be Rupert Haydocks replacement. Robert Hall returns to the islands from New Zealand on the 9th October to take up the new position of wool advisor.

The shearing season is fast approaching and the following !!!!!!!

DAVID WEST.

NATIONAL STUD FLOCK UPDATE

During the Farmers Association meetings and discussions in July 1990 a committee was appointed to look at the feasibility of importing pedigree sheep to establish a National Stud Flock. It was decided that Polwarths, already proven in the Falklands, would be the best breed and Tasmania the best place to get them from. The committee made the following recommendations at a meeting open to all farmers on 25th September 1990:

1. SELECTING THE SHEEP: Two farmers would travel to Tasmania and with expert help from livestock agents there choose the sheep. A flock of 500 ewes and 25 rams would be viable. The ewes would probably be 2 or 3 years old and be proven mothers as they breed earlier in Tasmania. They would be from a number of different stud farms.
2. TRANSPORT: Air and sea quotes have been studied. The best option seems by air, as direct as possible from Tasmania to M.P.A. Costs are very similar, but air travel would be less stressful for the sheep.
3. QUARANTINE: The agent in Tasmania would arrange a collection point for the sheep and all necessary tests, dosing and quarantine. Once in the Falkland the sheep would have to spend further time in quarantine. Arrangements at this end have yet to be finalised.
4. FARM FOR THE STUD FLOCK: Several sites are being examined. The points to come out of the questionnaire are that it should be in reach of Stanley, the road and airport for veterinary care, moving young stock and easy visiting for advisers and local farmers who could combine it with a visit to Stanley.
5. FUNDING: F.I.D.C. will, in theory, fund the purchase and setting up of the stud farm and money will come out of the grant scheme. Some of the cost will be met by the grant schemes reserve, however, it was suggested by the Director of Agriculture that the remaining funds could be met by removing the labour element from proposed projects, ie; fencing, shearing sheds, etc. This did not meet with any objection to those present and a paper will have to be approved by executive council on this.
6. STUD FLOCK MANAGEMENT: The National Stud Flock would be run on a day to day basis by a manager responsible to a Board of Directors. It is envisaged as a commercially viable farm selling pure-bred young stock and wool from the flock. With our disease free status it is possible that buyers from overseas would be interested.
7. PRIVATE IMPORTATION OF SHEEP: Any breed or type can be brought in privately. If the sheep ordered are not in Tasmania, the cost of transporting them to the collection point would be the responsibility of the individual.

For many reasons it has been felt necessary to delay the arrival of the sheep until the Spring / Summer of 1991. This is very disappointing, but setting up the farm to receive sheep cannot be done overnight and the welfare of the sheep coming from a warmer climate must be considered. All orders will be kept on file and more information circulated. Please contact the Farmers Association office if you have any queries, (tel:22660).

J.SUMMERS
FARMERS ASSOCIATION; SECRETARY.

BRADFORD VISIT
AUGUST 1990

This year I was offered the opportunity to see - for the first time - the handling of wool at the large manufacturing plants in Bradford. During the two weeks of my visit I spent time with the British Wool Marketing Board, Standard Wools, W.J.Whiteheads, Falkland Woolsales, Bussey Hewitt Ltd, Woolcombers and the SGS Wool Testing Service.

Following my visit I would like to make the following points based on my observations.

a) Polypropelene -

Every person I met from buyers to those that handle the wool, complained of the problems caused by the use of Polypropelene wool packs and all expressed the view that the Falklands should be the first country to be free of Polypropelene.

b) Alter stitching pattern -

I spent one and a half days sorting wool with Ron at Falkland Woolsales (a wool sorter of considerable experience), during which time it became obvious that lengths of twine could not be prevented from entering the wool when bale caps were sewn using a locking stitch. Bales sewn with a running stitch tied after the bale had filled the hoops would prevent this problem.

c) Don't cover the bale hoop joints -

Although this is currently against union regulations, the covering of bale hoop joints caused another contamination problem with bits of Polypropelene, jute and taping entering the wool.

d) State of the bales -

I was horrified at the state of the Falkland bales, especially as I had seen them loaded onto the boat in Stanley. The bales in the warehouse were badly ripped (both Polypropelene and Jute) and many were totally black looking as though rubber tyres had been spinning all over them.

e) Lack of adequate skirting -

I was disappointed to handle wool from one farm which obviously had not been skirted at all and the farmer can consider himself very fortunate if he was not penalised for this. This enforces my personal view that somehow each individual farm should receive a presentation report.

f) All fleeces should be rolled -

It was advantageous to those who sort by hand to have rolled fleeces with no twists. Fleeces which had not been rolled were hard to separate after compression in the bale.

By far the most damaging of all the above was the use of Polypropelene.
I was very interested to see the New Zealand bales which arrived clean, undamaged and in very good condition, all the New Zealand bales arrived in containers with many bales weighing 600kg (3 bales combined into one) with up to 10 bands around them.

It was obvious that many woolsorters had been made redundant and how it is more important than ever to take any steps which will improve the presentation of Falkland Island Wool.

D. MIDDLETON
SEPTEMBER 1990



WOOLROOM IDEAS

Mounting the grinder on a tyre makes it easily movable and reduces vibration.

HIGHWAYS (CAMP TRACKS) BILL 1990

The right for members of the public generally to use camp tracks is a matter of interest to all people in the Islands. Local "rules" governing the use of camp tracks generally seem to have evolved by custom and tradition. However, such customs may not have the force of law.

Generally speaking members of the public may only use a track "as of right" (ie: without having to ask permission) if the track is a highway. If the track is not a highway members of the public generally may not use the track without the express permission of either the owner over whose land the track runs or some other person who has a private right to use the track.

The law of the Falkland Islands relating to highways is based upon English law. Unfortunately, because of geographical, social, physical and other differences between England and the Falkland Islands, the application of English law insofar as highways are concerned in the Islands is arguably inappropriate. For example, it is a rule of the English common law (which applies in the Islands) that if a highway becomes impassable (for example by reason of the deterioration of the track) the public have no right to divert onto the nearest available land so as to proceed on their journey. Such a rule is clearly absurd in the context of the Falkland Islands where deviation from a camp track is frequently necessary when proceeding over land in a vehicle.

The provision of the Highways (Camp Tracks) Bill 1990 seek to clarify and assist with the establishment of highways in the special circumstances of the Falkland Islands. The following are some key facts about the bill.

1. The Bill does not seek to make every track or way in the Islands a highway.

2. The Bill does not seek to enable the Governor to declare certain tracks to be highways.

3. The Bill enables the Governor to place certain restrictions upon use of highways (ie: specifying a maximum vehicle weight or prohibiting the use of certain track tyres).

4. The Bill enables a landowner to object to the creation of a highway over his land.

5. The Bill allows deviation from highways once established.

6. The Bill allows a land owner to apply for compensation in circumstances where a track running over his land is declared to be a highway pursuant to the provisions of the Bill.

The Bill deals with public rights. It seeks to dispel the confusion which may exist as to which tracks may be highways and which may not. It does not seek to make all camp tracks highways.

R.TITTERINGTON.
SEPTEMBER 1990.

A FARMERS VIEW OF THE CAMP TRACKS BILL

By now it is hoped that most farming and land-owning people in the Islands will have seen and had a crack at trying to fathom out the basic guts of the proposed ordinance. It may be that a copy of the explanatory historical notes was received as well and this goes some way as to explaining the position the Government now finds itself in regarding public rights and property laws. The further explanatory notes by Crown Council as to the legal department position and the present status of the proposed ordinance should be read hopefully understood, digested and then..... Draw your own conclusions.

After much discussion with other land owners and the part-time off-roading fraternity over a long period of time, I have half expected this issue to crop up in this way. Fortunately and thanks to the democratic society and system in which we live, it has been put up for public comment and not simply been steamrollered over us a la "junta" system.I hope as many people as possible will make (or have made) full use of the invitation to reply to the proposals, whether they feel as strongly about it as some of us do or not. It takes, we are told, some 18 months to finish pushing a piece of legislation through from draft to law, but this does not mean waiting a year to have to do or say something should you disagree or whatever.

Tackle your counsellor(s) - We put them there, they represent the public view as a result, but if they don't get your view then you can't blame them for making decisions you don't like.

Those who know me will doubtless have guessed by now that I have made my views known on the matter and will continue to do so all the while I see and read papers such as these, which when you dig back into the (very recent) historical reasons, like "who brought the matter up?" you find some really big cans of worms.

True to form, there's some stories behind this one (and I don't know them all) but I deeply resent the implications which some aspects of the proposals hold and what the net result will be for those people who suffer vast amounts of track and other land damage, as heavy traffic and wet seasons make themselves felt.

I will not set about my views here in full because I wish to put it to you objectively, by way of reply to the points made in Robert Titteringtons article on the previous page.

1. (.....because it would be too difficult to establish)... Simply those other ones that might otherwise become regularly disputed.....

2. ...particularly ones that get closed by landowners thus upsetting recreational groups?

3. In other words, if you don't get your oar in quick, you may find that the weekend cowboy mud-tracker with his caked-over 4WD, shod on big feet, may have every right to cross your land doing what he likes, but you can't take your Bedford load of wool down your own track. It doesn't say that, but it could if you don't make your feelings clear.

4. Thank heavens for free democratic society.

5. Oh boy! What constitutes deviation. Anywhere you have to go to get from A to B on someone's land? Hmmm.....Good one isn't it.

6. But it had better be a damned solid case for it because you'd drive a 4 tonner through the loopholes.....

7. Basically it seeks equal travel rights for all (but doesn't give parking rights in Stanley paddocks for camp vehicles when the roads are cluttered.....academic isn't it?)

I do not in any way resent the right for the general public to travel to where they want to go. What I do object to is how some of them go about getting there and their lack of thought for other track users, particularly ones who "tramline" each others ruts, carve up bottlenecks, get bogged twelve times in half as many miles as a result and are too "stewed" to shut the gates properly.....

....AND WANT IT MADE LEGAL

Of course if this sort of thing doesn't go on then we have nothing to fear do we! DO WE?

It's up to us folks.

N.PITALUGA
OCTOBER 1990



"GOOD FUN CHAY! TIME FOR ANOTHER CAN!"

(ANON)

FEEDING PUPPIES AND DOGS

I have been consulted on a number of occasions where puppies have had deformed bones, which I am sure is caused by a ricket like condition. I also hear a lot of comments about bitches that have littered dead puppies or that many of the puppies in a litter have died shortly afterwards.

I am convinced after speaking to the owners that one of the most common causes has been nutrition, the dogs are on a nutritionally deficient diet. It is far too easy to chuck a dog a lump of meat or a fore quarter and let them get on with it. Mutton or beef is a barely adequate diet for an adult working dog and non breeding bitch. It is NOT an adequate diet for a pup, an immature dog or a breeding or lactating bitch.

To remedy the nutrition of dogs it helps to remember two things. First the dogs digestive system is not unlike a humans, a dog can eat and digest a wide variety of foods. The second is to watch a dog eat prey, whether a wild hunting dog or your dog with a rabbit. First the dog will paunch the prey eating the liver, intestines and intestinal contents, then he will begin to eat muscle bones and skin. In eating the whole body the dog will get a wide variety of essentials, carbohydrates, fats, proteins, minerals, vitamins and roughage. The traditional meat diet provides protein, some fat and minerals which are only accessible to adult dogs that can chew bones, in all other respects it is deficient, particularly to pups and lactating bitches which have very high requirements of mineral and vitamins.

The easiest way to provide a balanced diet for any dog is to buy the appropriate canned or dry pellet diet. The bigger companies are extremely reliable in their formulations. If they advertise a special preparation for pups or bitches you can be sure of its quality. A half way house to a commercial diet is to supplement the normal diet with specific mineral and vitamin preparations. These help but still leave a considerable lack of roughage in the diet.

The commonest method is to make up your own diet, it is the cheapest and probably the easiest system to use in the Falkland Islands. A lot of this diet can be summed up by raiding the hens bucket. Probably half the diet should be of fresh meat which will provide protein and fat but to make up the remainder add bread particularly brown or wholemeal and potatoes to provide carbohydrates and roughage. Vegetables, such as lightly cooked cabbage or other greens will provide vitamins and roughage.

An adult dog may not eat its new diet but a lot can be persuaded to by adding gravy from cooking meat to the bread and vegetables. Any combinations of diets can be used, commercial food, vitamin and mineral supplements and home made diets.

Particular care must be taken with feeding pregnant bitches and puppies. As long as pregnant bitches have sufficient vitamins and minerals they generally do not need extra food until the last 2 weeks of pregnancy. Once the bitch has whelped and starts lactating, her food requirements increase rapidly to about 3-4 weeks post whelping when the lactation is at its heaviest, just as the pups begin to investigate solid food.

By then the bitch may require almost two times its normal food intake to make sufficient milk for the pup. The food for the bitch should be given in several small meals rather than one large feed each day.

Puppies require special treatment when they start to eat. Most puppies begin to start eating at about three weeks of age, often investigating the bitches food. Occasionally a bitch will regurgitate food for the pups which they will eat.

The pups should be offered milk, bread and meat to start with. Extra calcium is essential. Calcium can be obtained from milk, bone sawdust from cutting down carcasses, or dietary supplements. Pups should also be encouraged to eat lightly cooked vegetables to provide vitamins and roughage. Another good source of vitamins, particularly vitamin A is liver. You are not allowed to feed sheep or cattle liver to dogs in the Falkland Islands, but the occasional upland goose liver will help provide these vitamins especially if the liver is uncooked.

These conditions to the diet along with regular worming will give the pup the best possible chance of surviving and growing into a healthy useful working dog with a reasonable working life expectancy.

PETER ARMITAGE
SEPTEMBER 1990



"If you jokers come back next year you might find the going a bit tougher . . . I've decided to run deer!"

HISTORICAL DEVELOPMENT OF THE CORRIEDALE AND POLWARTH BREEDS

The Corriedale and Polwarth breeds of sheep were developed by New Zealand and Australian flockmasters in the late 1800's to create an animal which could efficiently produce wool under certain environmental conditions, where pure bred Merinos or Merino crosses were considered inefficient.

In order to create these new breeds, they adopted the breeding policy of inbreeding and selection originally used by Robert Bakewell in 1755 in his development of the Dishley English Leicester sheep.

This article will describe the origins of the Corriedale and Polwarth breeds. Individual characteristics and suitability for specified areas of the Falkland Islands will not be given.

Corriedale

James Little began development of the Corriedale breed in 1868 on the Corriedale estate in Otago, New Zealand. He originally crossed Romney Marsh rams with Merino ewes and inbred the progeny selection taking place for the desired characteristics.

In 1878 upon the death of the estate owner and subsequent sale of the flock, Little purchased a property in North Canterbury to continue his breed development. He abandoned the Romney rams originally used and opted for Lincoln Longwool rams. His first breeding programme involved crossing 4 000 larged framed Merino ewes with the best Lincoln rams available. From the resultant progeny he selected 100 crossbred rams of which 20 were mated to cross bred ewes.

During the same period other breeders were developing similar Lincoln/Merino crossbred sheep e.g. Davidson at Levels estate and Tanner of Hawkes Bay. Crosses based on Border Leicester rams and Leicester rams were also evolved at this time, but were never as successful as the Lincoln based foundation stock.

After successive generations of inbreeding and selection, the characteristics of the Corriedale were fixed. In 1910 the breeders successfully applied to the New Zealand Flock Book for recognition as a defined breed.

Polwarth

Development of the Polwarth breed began in 1880 by Wettenhall in Victoria, Australia at the Tarndwarncoort estate.

The breed evolved by mating Lincoln rams with Merino ewes; the resultant ewe progeny were then mated with pure bred Merino rams, selection taking place within the back cross generation. As in the development of the Corriedale; breed characteristics became fixed after many generations and the Polwarth became a recognised breed.

The following diagram illustrates the difference in the breeding programmes adopted by the flockmasters in the development of the Corriedale and Polwarth breeds. In the Polwarth, ewes in the F1 generation are crossed back to the Merino; and in the case of the Corriedale, ewes and rams in the F1 generation are interbred.

POLWARTH

Pure Merino (Ewe) x Pure Lincoln (Ram)

Ewe Progeny x Pure Merino ram

Ram Progeny x Ewe Progeny

Progeny

1st generation ram x Ewe

2nd generation ram x Ewe

3rd generation ram x Ewe

4th generation ram x Ewe

5th generation ram x Ewe

(This generation eligible for inclusion in the Polwarth Stud Book)

CORRIEDALE

Pure Merino (Ewe) x Pure Lincoln (Ram)

Progeny

1st generation ram x Ewe

2nd generation ram x Ewe

3rd generation ram x Ewe

4th generation ram x Ewe

5th generation ram x Ewe

(This generation eligible for inclusion in the Corriedale Stud Book)

Modern day breeders have continued to evolve new breeds based on Polwarth and Corriedale crosses with the Merino. These include, for example, the Zenith, Cormo and Comeback which have been developed for improved wool production performance under certain environmental conditions.

DAVID MAKIN-TAYLOR
SEPTEMBER 1990

GROUP BREEDING SCHEMES

Group Breeding Schemes were started in New Zealand in the late 1960's. They were developed by farmers and breeders trying to produce easy care sheep and to increase the number and weight of lambs reared.

With the sub-division of the very large farms in the Falklands I believe such schemes could be useful here, although the objective may be slightly different.

Group Breeding Schemes established elsewhere vary in size, objectives, organisation and success, however they are all based upon three essential features:

1. The formation and running of a jointly owned central breeding unit to produce replacement breeding males for participating member flocks.

2. A two way flow of tested and selected stock. From the central unit selected males to members commercial flocks. From members commercial flocks selected females to the central unit.

3. Selecting by recording commercially important traits including constitutional traits.

Through careful selection and the large sheep numbers involved, a group should make more rapid and continuous progress than any individual breeder on his own.

SETTING UP A GROUP BREEDING SCHEME

A group of farmers in a particular area get together to improve the commercial productivity of their flocks. They may be sub-divided farms from an original large farm, or just like minded farmers with common objectives.

They all decide to contribute say twenty highly selected females from their own flocks to the central flock. They could visit each others farms to help select suitable ewes, at the same time agreeing the desirable productive traits and type of sheep they wish to breed.

They choose one of the group to act as the central flock manager. If extra finance is required to set up and run the flock they all contribute some capital. A ram or rams are chosen to mate with the donated ewes. This can either be an outstanding ram from within the group, or one specially purchased for the central flock. On starting the flock the group define their aims, rules of procedure and financial arrangements.

Once the flock is running, ram and ewe progeny are carefully selected to improve the central flock. Surplus progeny are shared amongst the contributing members. Additional highly selected females from the group are chosen for the central flock, the aim being to turn over the improved sheep as fast as possible in order to keep the generation interval as short as possible, thereby making quicker advances.

SELECTION

The sheep are chosen for the central flock, either male or female are selected because their performance records are above the average of the rest of the flock. The superiority of these sheep above the average is called the selection differential. The larger the difference the larger the improvement in the next generation. The improvement can be estimated by multiplying the selection differential by the heritability of a particular trait. One of the advantages of group breeding is the much larger number of sheep there are to select from making the intensity of selection very high.

HERITABILITY

Some traits are more heritable than others. It is easier to make improvements if we select for traits that are highly heritable than selecting for those which are not. Fortunately, most traits that are of interest to wool producers are moderately to highly inherited. e.g.

Fleece weight	=	30 - 40%
Fibre diameter	=	40 - 50%
Body weight	=	20 - 30%

This gives us some idea of the rate of genetic change that is possible by selection

..

ADVANTAGES OF GROUP BREEDING SCHEMES

a. Because all the breeding sheep in the members flocks are available for selection, then selection intensity will be high.

b. Because sheep are recorded originally in a commercial situation and the best of these are used for the elite flock. The progeny from the elite flock will perform well when returned to the commercial situation.

c. Because replacement sires for the participating members come from the elite central flock, so the improvements are quickly spread throughout their commercial flocks.

d. Because the management of the central flock is invested in a particular member of the group, the elite flocks are more likely to benefit from his exceptional talents of stockmanship.

e. Because all costs are shared amongst members the purchase of expensive breeding stock if required will be much less for the individual farm.

IF YOU THINK THAT A GROUP BREEDING SCHEME WOULD BENEFIT YOUR SHEEP FARM, WHY NOT TALK IT OVER WITH YOUR NEIGHBOUR.

NIGEL KNIGHT
OCTOBER 1990

NEW BORN LAMBS

The first 24 hours of a lambs life are some of the most dangerous and critical the lamb will ever have to endure. In Britain hypothermia accounts for as many deaths in lambs as all other causes including stillbirths, deaths during lambing, infectious diseases and congenital diseases in the first week of life.

Three factors make hypothermia a killer in lambs, first they have a very large surface area, second the birth coat has poor insulation properties and finally the lamb is wet. These combine to make lambs loose heat very quickly. A 6kg lamb can produce as much heat as a 100 watt light bulb. The high rate of heat production can only be maintained if the lamb has energy.

In a perfect world, a ewe finds shelter to lamb, the lambing is easy, producing a large single lamb. The lamb is quickly dried and gets a good feed of colostrum within six hours of birth. Unfortunately many lambs die of hypothermia. Hypothermia can be subdivided into two, hypothermia due to exposure and hypothermia due to starvation. Hypothermia due to exposure generally occurs in the first six hours after the lambs birth and is generally caused by the lamb not getting dry. Either the ewe does not clean it or it is raining. Lambs are born with enough energy to last at least six hours without being feed.

Hypothermia due to starvation occurs more than 12 hours after birth, when the lamb has expended its initial energy supply and has not had a feed of colostrum, the lamb can not produce enough heat. A hypothermic lamb is dull, weak, initially able to stand but rapidly goes off its legs. Shortly before death it can not even raise its head. The most accurate diagnosis of hypothermia is to take its temperature. The normal rectal temperature of a lamb is within 0.5°C of 39°C (1°F of 102°F).

Treatment of hypothermia in lambs requires two factors heat and food. If the lambs temperature is between 37° - 38°C (98-100°) dry the lamb and feed it.

If the lambs temperature is below 36°C (97°F) and under five hours old. dry then, warm the lamb, when its temperature reaches 37°C feed it by stomach tube.

If the lambs temperature is below 36°C (97°F) over five hours old and able to hold up its head. Dry the lamb, feed by stomach tube then warm the lamb till it reaches 37°C and feed by stomach tube again.

If the lamb can not hold up its head and its body temperature is below 36°C the swallowing reflex is absent which makes stomach tube feeding difficult. Dry and warm the lamb then see if you can stomach tube it to give it food. Though an Infra Red lamp or a hot air blower are best for warming lambs, in the Falkland Islands the warming drawer of the oven is often the most practical method of warming lambs.

I have mentioned feeding lambs by stomach tube as this is generally, more effective, safe and quicker than bottle feeding. (I hope to have a supply of stomach tubes soon.)

To use a stomach tube, place the lamb on your lap. Hold the tube against the head and down to just behind the last rib, to gauge how much tube the lamb will need.

Gently introduce the tube into the side of the lambs mouth. Most lambs swallow it easily allowing the tube to pass into the stomach. If the lamb fights you, or not as much tube goes in as expected take the tube out and try again - it may have been in the windpipe -trachea. Often the stomach tube can be seen or felt in the oesophagus. It is also worth listening to the end of the tube for breathing sounds-lungs try again or fluid sounds-stomach, success.

A large lamb can be fed up to 200ml (8oz) fluid and a small lamb 100ml (4oz) fluid .

The best feed for the lamb is ewes milk if it can be stripped out. Ewe milk replacer and cows colostrum make useful alternatives (Ewe and Cow colostrum can be frozen and stored for up to 15 months).

If none of those are available make a glucose solution (if necessary use white table sugar) at a rate of 100 grams of glucose (or sugar) in 1 litre water. All should be fed at body heat of 37° - 39°C.

The heat and energy give the lamb the best chance of survival. Once the lamb perks up and its body temperature returns to normal the lamb ideally can be returned to its ewe, in most cases in the Falklands this means you have a foster lamb to look after and bottle feed.

Travelling around camp I have seen a number of different feeding systems for lambs from bottles and buckets with several teats to AD-LIB feeders with one teat and a non return valve connected to a large bucket of milk that allows lambs to help themselves.

An alternative to looking after the lamb yourself is to foster it onto another ewe. Fostering seems to be more an art than a science to which farmers have many different solutions. I would be interested in hearing of any methods of fostering which farmers have had success with at any time, so we can pass it on. As I would also be interested in hearing about different lamb feeders. We might even publish the best ideas!

P. ARMITAGE
OCTOBER 1990

TASMANIAN VISIT

Sally Poncet has produced a very informative six page report detailing her visit to Tasmania; the following contains extracts from the report which (along with other publications on stud sheep) can be obtained from Sally, Judy Summers at the Farmers Association office or us at the Department of Agriculture:

This winter, June 1990, while organising a six week trip to Tasmania - originally planned as a reunion with my family that would also offer opportunities to learn as much as possible in that time about sheep husbandry there - I heard that enquiries were being made about importing sheep to the Falklands from overseas. Nick Pitaluga had already contacted a stud and livestock agent in Tasmania and since I was shortly to be in Tasmania I offered to continue enquiries in person. I discussed this with Judy Summers, Nigel Knight and Pat Short just before leaving, and obtained from the locum Government vet the relevant papers relating to importations and the existing protocols. Nick Pitaluga supplied the Tasmanian agent's particulars and offered much encouragement.

WEBSTERS and ROBERTS ; The two principal stock agents in Tasmania are Websters and Roberts. These two public companies have business activities that range from travel agents, real estate brokers, machinery and shipping agents to wool brokers and livestock agents. Both are highly reputable and trusted companies to whom the vast majority of farmers in Tasmania turn to for agricultural supplies, sale of wool, land and stock. In Tasmania, Roberts or Websters are the two agents with whom a farmer does business: there are no "independent" stock agents, and transactions are open and honest. In the case of a large export order such as the Falklands is organising, both Roberts and Websters would work together in offering the best of Tasmania's stud sheep for selection. They are very experienced in export orders, organising shipment of top-class Tasmanian livestock to all corners of the globe on a regular basis.

CONARA ; As part of the World Corriedale Conference, "Glen Esk", Conara 7211, Tel. 0391558, Corriedale and Merino stud hosted an Open Day for delegates. I was able to attend and met various members of the Tasmanian sheep farming community, including vet Ellis Wickham and Stuart Robertson from Robertson Livestock Service artificial insemination centre at Westbury, Tasmania, who were responsible for collecting and arranging the shipment of this year's Polwarth A.I. straws to the Falklands; Ross Munro, the stud and livestock agent for Roberts Ltd., Launceston, who well remembers Bill and Pat Luxton's visit to Tasmania in 1980, when he assisted them in the purchase of the five Polwarth rams that arrived in the Islands in 1981; Ian Mackinnon, owner and stud principal of " Glen Esk", and his wife and young daughters, who had set up the display of their pedigree Corriedales in pens erected on the lawns among the rose bushes and gravel driveways; Chilean Corriedales farmer Kenneth Maclean, reminiscing of his Falklands acquaintances. A great deal of interest was shown by everyone in the Falkland Islands and its sheep industry.

CRESSY: Rob Perkins of Websters organised visits to three stud Polwarth farms just south of Launceston. First was "Rockthorpe", R.E. Lawrence & Co., Cressy 7301, Tel. 03 978282, Fax. 03 978223, where Dick Lawrence and his wife, and son Graeme who will soon be taking over the farm, welcomed us to lunch and an inspection of some of their stud sheep. Two "Rockthorpe" rams were imported into the Falklands in 1981, one to "Rincon Grande" and the other to Osmond Smith. "Rockthorpe" semen was sent to the Falklands for A.I. this year and could be a regular future source of semen, with collection being done on the farm as a guarantee for its true "Rockthorpe" origin. I was told from several reliable sources that one must be very careful as to who and where you purchase straws from for A.I.: a regular, reliable and interested supplier whose straws are producing the kind of lambs you expect from the spec., is what you should aim for, particularly when dealing at distance.

We then went on to "Formosa", Cressy 7302, Tel. 03 976143, where the manager Don Telford was supervising shearing: pre-lamb shearing and "out-of-season" shearing are commonplace in some parts of Tasmania; "Formosa", owned by another branch of the Lawrence family, exported one ram to "Chartres" in 1981.

Finally, a visit to "Fairfield", Epping Forest 7257, Tel. 03 91 5526, owned and managed by Michael Youl, one of Tasmania's most respected and skilled stockmen. Here, commercial flock ewe hoggets, both Polwarth and COMEBACK, were being held in yards for our inspection. Comebacks in Tasmania refer to a Polwarth-Merino cross that is producing sheep with 21-2 micron wool and 5.5. kg fleece weight; each Comeback stud has its own characteristics, depending on what type of Merino ram was introduced. "Dennistoun", Bothwell 7030, tel. 02 595612, owned by Henry Edgell, exported the first Polwarths to the Falklands in 1935, and in 1967 began a selection process that, with the introduction of Poll Peppin Merino rams, is now running 11,000 Comeback ewes, 21 - 22 micron under "harsh environmental conditions and commercial stocking rates".

Two "Fairfield" Polwarth rams were exported to "Roy Cove" and "San Carlos" in 1981, and Michael Youl had some interesting comments on further imports: a lot of stud sheep are bred and fed on improved pasture that is not necessarily similar to the pasture they are to be exported to, and one cannot expect these same sheep to perform in the same way under different conditions. "RAMPOWER '89" says the same thing: "Choosing a ram source from a similar environment to your own and from a flock which has breeding objectives similar to that of your flock will help improve genetic progress."

A lot of stud farms now make use of microcomputer based performance and pedigree system, with a recording system for observed traits (measured and visual), comments and pedigrees, that produces breeding values for objectively measured traits (eg. fibre diameter, weaning weight) and finally a selection index for each sheep. Rams can be selected from a computer print-out listing that tells you everything except whether YOU like that sheep or not.

DUNGROVE: I cotacted Ian Downie of "Dungrove", Bothwell 7030, Tel. 02 596155, Fax 02 596135, who, with the assistance of Brian Jefferies, then Senior Sheep and Wool Officer of Tasmania's Department of Agriculture, created the CORMO breed, nearly 40 years ago. This now internationally accepted breed was created by crossing Superfine Saxon Merino ewes with stud Corriedale rams; this first cross has been stabilised and improved, with adult ewes cutting 5-5.5kg of 23 micron wool, the fleece being of exceptional consistency (90% within 2 microns average). They are bred to perform under paddock conditions in cold, damp and snowy winters and dry hot summers. A valuable breed characteristic is its ability to produce a finer fleece when crossed with a strongerbreed while retaining body size and fertility (110% lambs weaned). They are an easy-management, easy-care breed that will optimise nett returns per acre. So the literature says, and each breed of sheep will have its own advantages. As so many people told me, it is up to you to evaluate which breed will do best on your ground and under your conditions.

I would like to thank all those people in Tasmania who did so much talking and listening - particularly Rob Perkins of Websters, Liz Bond of the Ag. Dept and Michael Lester of "Ashgrove".

Personally, I don't think it matters very much what breed you import so long as you know where you want to go wool-wise, and as long as the sheep you import are the best you can afford. Besides being a unique opportunity for Falkland farmers to improve their flock, this whole importation scheme represents a step forward for the wool industry here and the farmers who, in essence, occupy and manage the 99.9% of the land that is the Falklands.

S, PONCET
SEPTEMBER 1990

NEW VIDEOS

The following videos have recently arrived from Australia;

1. "Alternative Power - Solar"
2. "4 Wheel Bike Attachments / The Mercedes Tractor
3. "Dog Handling"
4. "Electric Fencing"
5. "The Youth Exchange Programe"

If you would like to watch any of the above or would like to know what videos are in stock, please phone either Lilian or Mandy.

DIVERSIFICATION



"That's not weed, mate, that's diversification ..... an' she starts pickin' the blackberries this summer!"

"That´s not weed, mate, that´s diversification..... an´ she starts pickin´ the blackberries this summer!" It may not be blackberries your pickin´, but it could be a salmon harvest! Could it even be wheat fields in lafonia?

Yes we can joke about such things and that´s all well and good but lets stop and give it a little more thought.

What is diversification? It is the opposite to specialisation and is often called ´a mixed enterprise´. Why only have sheep when you could have sheep plus ????? The risks of business failure are spread by diversification - not all the eggs are in the same basket. Although set backs may occur (as at present with low wool prices combined with the difficulty of selling the wool), the impact is not as great if there is diversification.

Just like you, I have always been interested in reading about agriculture in general but have been amazed at times by the amount of press attention that industry the world over is giving to this subject - diversification. It would almost seem to be the ´in´ thing to do. This is reflected in the number of development projects both private and government funded that use this term. To exclude the facet of diversification would doom the project to failure before it started, not to do so would be seen as not to be acting in the public interest.

The prime establishment responsible for diversification in the islands is FIDC. The range of its activities is impressive indeed: industry and related services, agriculture, tourism and fisheries.

Diversification is running rampant in the Islands at present for it seems that a day does not go by without a new enterprise is born. No examples need be given as a number of them will have come to mind straight away. Not all have been a success, yet those that do prove beyond a doubt that such undertakings are

necessary.

The agricultural sector has gained mainly as a result of the policy of land reform and the benefits of the grant scheme. These have been a major success both in economic and social terms. The hydroponics unit, the poultry and Stanley Dairy all visited during the last Open Day were examples of how diversification can work. The increase in fishing parties to the islands and camp accommodation for holidays are welcomed. Sheep imports from New Zealand, Tasmania or Australia are not far off, so what is the potential of farmers marketing pure breed 'Falkland sheep'? The importation of goats in the new year, the possible potential of camelid and/or deer farming are but a few of the areas under review at present. Your guess is as good as mine as to the out come of these projects. But one thing the economists will agree on is that the end result should be economic development and improved living standards.

The pros and cons for change to farming and it's related enterprises is one we should all consider. The challenge of diversification can be daunting, yet failure to consider this option should be unthinkable.

The arguments for and against diversification revolve around the nature of the farmer and his ability to utilise and control the enterprise on his farm to result in additional profit.

GERRY HOPPE
SEPTEMBER 1990

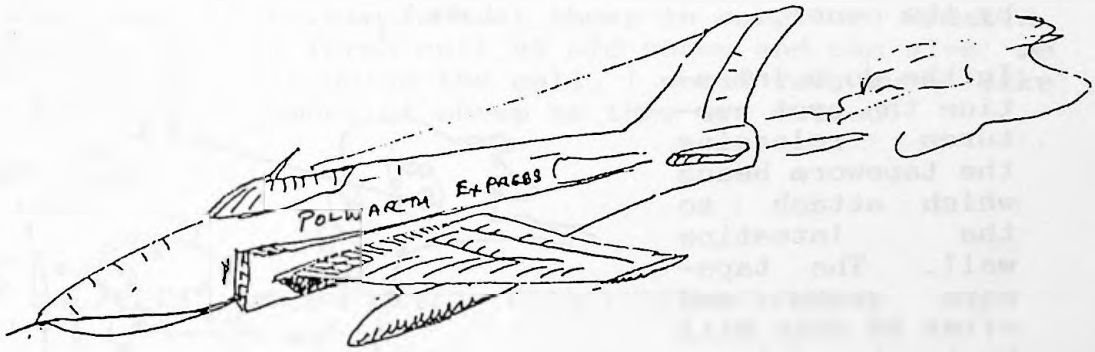



(ANON)

HYDATID

Recently Wool Press printed a reminder of the Hydatid ordinance for farmers. It is appropriate to remind people of the Hydatid. The Hydatid is the tapeworm Echinococcus granulosus.

The tapeworm only lives in dogs and a few closely related animals. The eggs from the Hydatid are released in the dogs dung and end up on the grass beside the dung and remaining active for over a year. The eggs can be eaten by a sheep, cow or any of a wide range of other animals. The egg migrates through the body of the sheep till it finds a suitable site to develop, which is normally in the liver or lungs. The egg then develops into a cyst which can contain many thousand tapeworm heads waiting to develop. Typically the cyst may reach the size of an apple but can grow much larger.

The cyst can live for several years in the sheep and remains active for some weeks after the sheep has died.

The dog becomes infected by eating a cyst either by uncontrolled scavenging or careless feeding by the owner.

In the dogs intestine the cyst ruptures releasing the tapeworm heads which attach to the intestine wall. The tapeworm grows and after 48 days will begin to release segments containing the eggs to complete the cycle.

Man and more commonly, children and babies, become infected by being in contact with the dog and picking the eggs up from the dogs coat or by being licked by the dog on their hands or face.

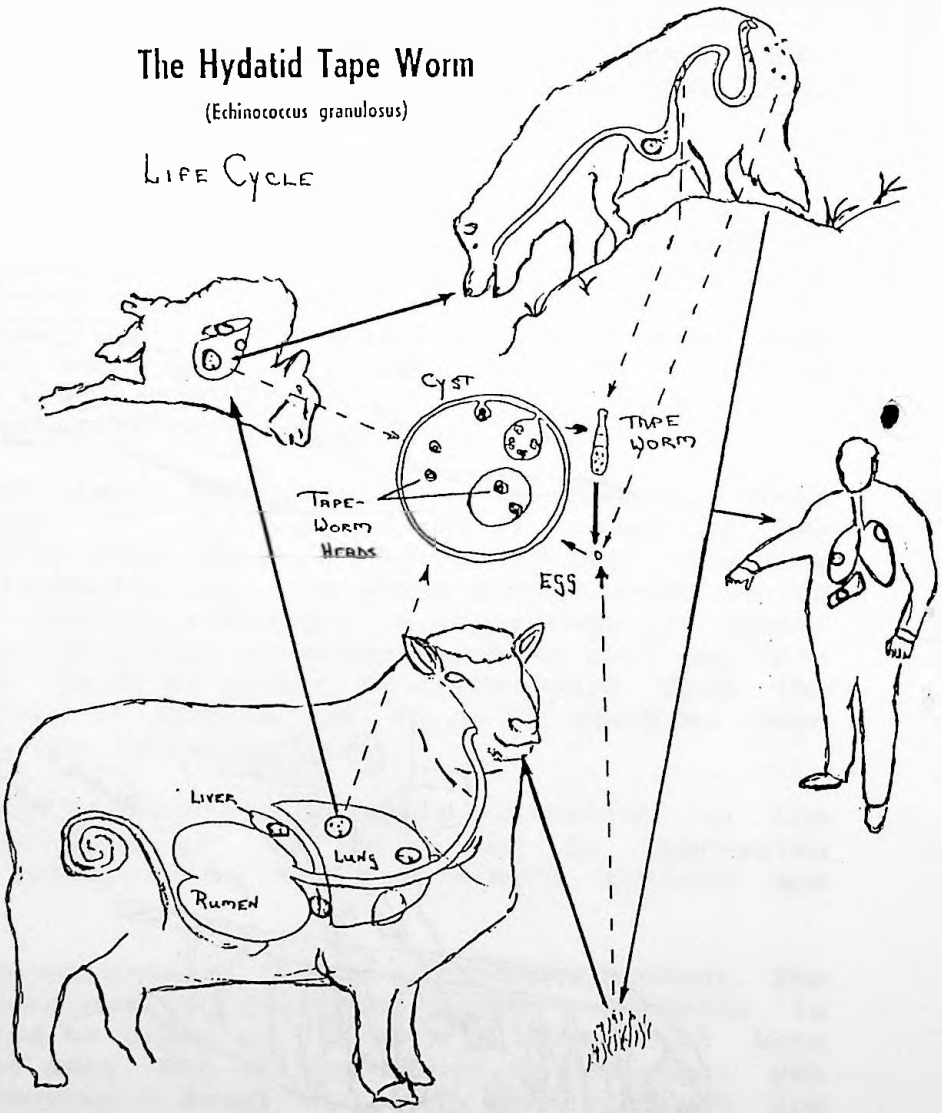

Within the Falkland Islands as in Australia and New Zealand, Hydatids are controlled by three different strategies which are stated in the regulations.

1. Control of dogs so they have no access to the cyst.

2. Correct feeding of the dog with disposal of ruminant carcasses, again to deny access to the cysts.

3. By the dosing of dogs every six weeks (42 days) with DRONCIT which will kill the tapeworm in the dog before it can release eggs.

The time factor explains why we still find bladder worms (Cysticercus tenuicollis from the tapeworm Taenia marginata) in sheep carcasses. From ingestion by the dog it only takes about five weeks (35 days) till eggs are shed in the dung. With dosing at six week intervals the tapeworm can develope.

From the camp dosing and slaughter returns we received every six weeks from farmers in 1989 we have reports of 58 cysts from twenty two different farms. So far from 1990 we have reports of 25 cysts from twelve farms.

The Agricultural Department has copies of the video Dennis Lampard made about offal inspection for Hydatid, available for loan to any farmer or interested person. Diagnosis and identification of the Hydatid is not always easy. It may be worth while for many people to remind themselves of the technique as they see Hydatid less and less frequently now.

I hope this summer to have a look at sheep in camp for Hydatid. If any farmer is doing a large cull of old sheep and can give me a few days notice of him doing the cull, I would very much like to come and examine a number of sheep as they are culled.

PETER ARMITAGE
OCTOBER 1990

LAST MONTHS CROSSWORD



CAPTIONS



Captions for last months cartoon (above) included the following;

One Johnny Rook saying to the other - " Blast it, I told you Phil Gregory´s ear mark was´nt a square end "
SHIRLEY KNIGHT

"Thats two more Johnny Rooks to come off next years bird survey!"
ROBIN LEE

"Protected be damned ! You´re supposed to be a rare species and I´m just doing my little bit to ensure you stay that way !"
NICK PITALUGA

We also had numerous replies saying simply " Johnny Rook Day " .

I think we get the message !

THIS MONTHS CARTOON

After the recent Goose Green dog trials I thought there might be some suitable captions for the following cartoon ;

NEW PRODUCTS

The "Bead Buster" is a new product designed by a farmer\engineer from the UK and it is claimed to revolutionise the task of tyre changing. It is ideally suited to the awkward tyres found on ATV's, Rough Terrain Forklifts, Tractors, Diggers and all industrial machines.
The most difficult step in the tyre changing procedure is the initial breaking of the bead. This small, light tool can exert up to 10 Tons of pressure on to the tyre bead, pushing it as much as 4.5" down into the well of the wheel.



ONE OF THE MOST IMPORTANT BENEFITS OF THE BEAD BUSTER IS DUE TO ITS SIZE AND WEIGHT. IT CAN BE USED ON THE OUTSIDE AND INSIDE OF THE TYRE WITHOUT TAKING THE WHEEL OFF THE VEHICLE. NOW YOU CAN DO YOUR OWN PUNCTURE REPAIRS SAVING TIME, MONEY AND EFFORT WITHOUT LOSING YOUR LUG NUTS AND STRIPPING BOLTS.

The "Bead Buster" works on mechanical principals without the problems of similar hydraulic or pneumatic tools. The tool has three bevelled tongues, one locks under the rim while the other two push the bead into the well of the wheel. A unique feature of this tool is the cam locking device which clamps the tool to the wheel rim maintaining an angle of 90 degrees throughout its operation. When putting a tyre back on the rim the "Bead Buster" can be used to hold the tyre deep into the rim well, making it easy to lever the other side back over the rim.
The retail price for a "Bead Buster" is £150.00

Further information on this product including a demonstration video can be obtained from the Department of Agriculture.

D. WEST
SEPTEMBER 1990

RECIPES PAGE

EASTERN STIR FRY

INGREDIENTS

1 lb lean meat
2 tsp cornflour
12 oz white cabbage
2 tbsp sherry
6 spring onions shredded
2 tbsp oil
1 red pepper deseeded & sliced
2 tbsp soy sauce
12 oz bean sprouts
salt & f.g. pepper
1 clove garlic crushed
1 oxo cube
1/4 pt. boiling water

METHOD

1. Slice meat into pencil thin strips, shred cabbage finely. Blend cornflour with sherry
2. Heat oil in a wok or deep frying pan until very hot. Season the meat & fry for 2 mins, stirring all the time.
3. Lift out with slotted spoon & put to one side
4. Reheat pan, add cabbage, pepper, onion and garlic. Cook for 4 mins tossing all the time, add bean sprouts & meat with dissolved oxo, sherry mixture & soy sauce continue to stir until thick.

RICH CHOCOLATE MOUSSE

INGREDIENTS

4 oz plain chocolate (Bournville)
2 eggs separated,
1 tbsp rum (or brandy)
2 heaped tsp whipped cream
Grated chocolate and/or chopped, toased nuts.

METHOD

1. Melt chocolate in a basin over a pan of hot water.
2. Beat the egg yolks and add them to the chocolate while its still hot, beating throughly (this cooks the egg yolks slightly).
3. Now leave the mixture to cool for about 15 mins.
4. Then beat up the egg whites - not too stiffly just to the soft peak stage - fold into the chocolate mixture.
5. Spoon into glasses & chill for about 2 hours. Just before serving pour rum onto mousse. Top with cream & grated chocolate and/or nuts.

MANDY ALAZIA
SEPTEMBER 1990

FARM WORD SEARCH
BY PHILLIP MILLER

W O C A B C X Y P R E S S D F E B U L L
H A R R O W N A O L X T V T P L O U G H
E O Q R Q N P E R I Y A A O R A B C S L
E G G T I C A S T A T I N G Q A K W J G
L C P G U B T U A N R N T P M K I K J N
X N O T E A R Z K S A E Z I A R U N G I
P M T W B T S U A T C D F R E B T A E L
G E E L G T T K B O T E W E S D S E G R
R R E R T E R I I C O L M O R B O T S A
E D A Z M N A R N K R A R B O R P W O E
A S U A G N I K R A M B M A L L E O N H
S C R E W G L V R W F O X P Y P P L Q S
E D O E E E E F E N C E N Y P B Y A T C
O D T K T F R A B B I T Y X A E U A C S
A O M O H A N D P I E C E R K M N R R K
W C O E E F M R P U V V E R H D A S N D
C L N Z R K P O E T O T A N A E T H Q S
S S A L J R O T A V A T O R R F R V A B
F U N N E L Q Z T W T M D R E M R A F B

BALE
BATTEN
BULL

CUTTER
CAST
COMB
COW

EWE
EGG

FARM
FERREL
FOX
FENCE
FUNNEL

GATE
GINNY
GRASS
GREASE

HOGGET
HANDPIECE
HARE
HARROW
HENS

LOCK
LAMBMARKING
LOAN

NAIL

PLOUGH
PORTAKABIN
POST
PENS
PRESS
PEAT

ROTAVATOR
RABBIT
RAM
RAYBURN

STOB
SCREW
STABLE
STANDARD
STAINED

SUSUKI
STY
SHEARLING
STRAINER
TRACTOR
TOW
TOOLS
TIEDOWN
TRAILER
WHEEL
WOOLPACK
WETHER
WIRE

YAESU
YAMAHA
YARD



CROSSWORD

by Maggie Goss

ACROSS

1. To voyage
4. Bed cover
8. Easy going
10. Era
12. Quick look
13. Mouse like mammal
15. System or style
17. Besides
18. Officer of the British Empire (Abbrev.)
19. Complete
20. Sudden pain
22. Belonging to the stars
23. Banquet
25. Lawful
26. Hostile entrance
27. Disease of Rye and grasses
29. Leaven
30. To notice
31. Feminine pronoun of third person.
34. Maggie's Den
35. Breathe deep.
37. Garden tool for weeding
39. Also
40. The hinder part of anything
41. Tavern
42. Freedom from task or duty
46. Hearing organ
47. Exist
48. Robust

DOWN

1. Long part of an arrow
2. Sluggish/dozy
3. A Valley
4. Small round cakes
5. Fine fabric
6. Lager
7. Indian symbol
8. Centigrams (Abbrev.)
9. Ability to sell
11. East farm
13. Large snake
14. Removal/cut off
16. Large house
20. Type of cabbage
21. Mars is one
24. High explosives
27. Landed property
28. To breed
32. Stops
33. Spanish prefix
35. Separate thing
36. Title
37. Greeting
38. Finish
43. Third person
44. Either
45. Not at all

WOOL PRESS

ISSUE 14 NOVEMBER 1990

IN THIS ISSUE

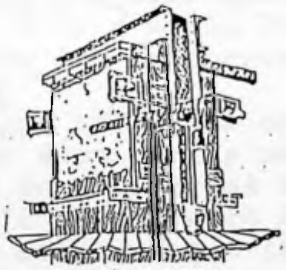

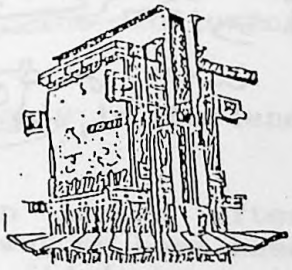

The Wool Press is published by the Agricultural Department

Editors — D. West and M. Alexander

EDITORS PAGE

Welcome to another edition of WOOLPRESS, once again the shearing season has arrived although this year it brings with it the extra worry of little or no wool money.

"Europe is turning green !" is a phrase regularly used in the media at present. A white paper will soon be read in parliament concerning the environment and a considerable sum is to be spent on research into controlling the green house effect. In such a climate - and with premiums paid for organic produce - should we not be promoting the wearing of "natural" clothing rather than artificial synthetic fibres ?. Those who protest at hormone treated meat and the excessive use of agro-chemicals are rarely seen wearing woollen jumpers !!!

Thanks to all those in camp who contributed to this months edition please keep sending in letters, cartoons, crosswords and articles it is these contributions which make the WOOLPRESS such a sought after paper (see below) !!

D, WEST
OCTOBER

'. . . I don't suppose y' brought the WOOLPRESS with y' . . .'

LETTERS TO THE WOOLPRESS

Dear Sir,

May I take this opportunity to express through your columns, my compliments to Dennis Middleton on his excellent article following his recent visit to Bradford in August. Though a couple of points raised may be pertinent to only a few wool handling bodies, operating as they do, the gist of the information is sound forward thinking advice.

Sorting in Bradford is now minimal; all the sorters I worked with in 1986 at Bowling Mills, both from Standard Wools and Sanderson Murray + Alder have been made redundant, in fact only a month after I visited them in situ last year.

Few sorters still working happen to work for firms who buy Falkland Wool, so to suggest that fault and contamination in our product is removed at the other end can only be said for a tiny percentage of the national clip.

It goes without saying that anything we can do - particularly at this time as an "investment" in future markets - to improve the presentation of our product, as Dennis has said is vital. This does not only apply to the farm involvement, but also the onward handling of bales. The need for updating our handling equipment is essential. It has been suggested that such equipment only gets used a few times during the year and is therefore a waste of time and money. How do we therefore justify the expense of a grinder and shearing equipment ? - its still vital for a proper job result.

N. PITALUGA
SALVADOR

DOG TALK OR DOG !!!!

In the past few months there has been a lot of articles on how you should or should not look after your dogs. I would like to point out the way that I look after my dogs.
My dogs are exercised every day, cleaned out once a week and watered when needed, fed every other day except when they are working, then they are fed every day. Their diet is mutton and some times they are given vitamin pills. Bitches having pups are fed in the same manner, pups are given milk and mutton every day from 3 or 4 weeks old, and worm pills accordingly. The following points are my personal views ;

a. I do not allow dogs in the house or yard, and only in the land rover when really necessary for work.
b. I destroy offal by burning it.
c. If there were 9 dogs in a cage that have been looked after like mine and one that has been looked after the way we have been reading about, then I would challenge anyone that didn't know to pick it out.
d. I keep 8 dogs but if they were all good dogs I would only need 5

R. SMITH
HARPS FARM

MECHANISATION OF TUSSAC GRASS PLANTING

The value of Tussac Grass for stock or for wildlife conservation is well known. However, if Tussac planting is to proceed on a reasonable scale or prove attractive to farmers, serious attempts should be made to mechanise all or part of the planting process. Of course no machine has ever been developed or is commercially available to specifically plant Tussac. A few ideas on the mechanisation of Tussac Grass planting are presented in this article.

The design of planter will depend on the type of planting material used. There are two options to consider:

1. Mechanisation of planting large tiller (shoot) clumps with some attached root and split from the mature bogs (the current method).
2. Planting of rooted seedlings - possibly grown from seed sown on fibre multi-pot beds.

TILLER CLUMPS

Tiller clumps approximate in size to small trees and a machine for planting trees (in single rows) might be suitable for planting Tussac. The machine shown works on the principle whereby plants are dropped into a slit opened by a plough share and the soil is pressed in around the plants. This type of machine has the following advantages.....

a. *It is relatively inexpensive (about £1100 ex U.K.)*
b. *It has a simple robust construction and can operate in rough ground.*
c. *The component parts are separate, bolted onto the machine and easily adapted and modified.*
d. *The machine is relatively easy to move around and freight.*
e. *It has a low power requirement and fits onto the three-point linkage of any tractor.*

.....and these disadvantages...

a. *Only one part of the operation is mechanised as bogs still have to be split from clumps by hand.*
b. *The operator is relatively exposed.*
c. *The tray will need to be modified to carry much more planting material.*

As this machine could be tried immediately, one has been ordered by the Agricultural Department for trials in the Islands.

ROOTED SEEDLINGS

Although not practised in the Falklands at present, Tussac seedlings have been raised in small fibre multi-pots in Northern Ireland. The plants are then similar to vegetable seedlings and suitable for planting with a modified vegetable transplanting machine (see illustration).



1. TREE PLANTER.

2 CABBAGE PLANTER



There are a number of such machines available and they generally have the following advantages over the tree planter.....

a. *They can plant at a much quicker rate than the tree planter.*
b. *Many more plants can be carried on the trays.*
c. *They are already adapted for fibre-pot grown material.*
d. *Fertiliser and insecticide can be applied with the plants.*
e. *Several rows can be planted at once.*

...and disadvantages.....

a. *It is a relatively delicate machine.*
b. *The ground should need to be soft and cultivated beforehand.*
c. *The operator is relatively exposed.*
d. *The machine is fairly expensive - each unit (row) costs £2000+.*

This type of machine has not been explored further yet.

However, in the long term, growing seedlings from treated seed (to improve germination) on fibre multi-pots may be the best option to mechanise Tussac planting. More of the process will be mechanised. Those farms without convenient stocks of Tussac to take plants from will be able to participate and selection of vigorous and possibly rust resistant seedlings may, in time, improve the quality of planting stock.

There are other machines currently available for planting both trees and vegetable seedlings but all tend to be variants of those described. Remember, whatever machine is used, your ingenuity to modify and adapt the equipment to plant Tussac will be a major factor in the development of mechanical Tussac planting.

JIM McADAM
OCTOBER 1990

1.



2.



Thanks to Shirley Knight for sending in this cartoon.

TO ALL FALKLAND FARMERS

WEST FALKLAND RAM & FLEECE SHOW

The West Falkland Ram and Fleece Show will be held this year on Friday 28th December 1990 in Fox Bay Village.

This is to remind farmers before the start of shearing to save rams and fleeces for the following classes. If any farm on East Falkland wishes to send entries they will also be welcome.

CLASS 1 (A)	*FULL WOOLED RAM HOGGETT*	*(A.I.PROGENY)*
CLASS 1 (B)	*FULL WOOLED RAM HOGGETT*	*(LOCAL PROGENY)*
CLASS 2	*FULL WOOLED MATURE RAM*	
CLASS 3	*CHAMPION RAM - ANY AGE*	
CLASS 4	*HOGGETT FLEECE*	
CLASS 5	*ANY FINE WOOL FLEECE OTHER THAN HOGGETT*	
CLASS 6	*ANY "B" WETHER TYPE FLEECE*	

We hope to make this years show better than last years with your help.

We have an extra class and even better prizes lined up so the chances of winning a prize this year are even greater.

Most of the West flocked to Fox Bay last year but there were still a few that were a bit sheepish.

We will keep you up to date on details of prizes and sponsors as the event approaches.

This is all for now. Good luck with the start of shearing!

NIGEL A. KNIGHT
CHAIRMAN W.F.R.& F.S.
OCTOBER 1990

BUGLE SHAPED SHEEPYARDS

In 1977 an Australian farmer combined ideas with a New Zealand animal behaviour scientist in order to create a list of guidelines to be considered when designing sheep handling facilities. The list was as follows;

1. Oncoming sheep should not be able to see the operator and noise must be kept to a minimum.
2. Following sheep must be able to see the sheep ahead even as it is disappearing around a corner.
3. Sheep flow better around blind corners.
4. Sheep prefer to move uphill.
5. The front end of a raceway should be open so sheep do not enter a dead end.
6. Follower sheep must see treated sheep escaping. Stationary sheep are motivated to move by the sight of sheep running.
7. Sheep run better around a curve or corners.
8. Sheep prefer to move from a darkened area towards a lighter area.
9. Sheep will fill faster in a narrow race.
10. Sheep prefer to move into a prevailing wind.
11. Advancing sheep must not be able to see other sheep behind them or they will stop and turn back.

It became obvious that the traditional shaped funnel sheepyards were not ideal and considerable thought was put into designing curved yards and utilising the above guidelines. After several experiments the ideal shape was found to be that of a bugle, sheep would naturally flow around this curved shape with the narrow drafting race concealed until the last few feet.
Australian farmer Austin Dohle who farms 15000 sheep inherited a traditional set of sheep handling pens which were in a poor state of repair. Austin suffered from the painstaking task of having to force sheep through the traditional funnel shaped race, this was costly in terms of labour and stress to the sheep. Rather than start again which would prove to be extremely costly, Austin decided to re-design the existing layout see below ;



The new bugle in the old square yards.

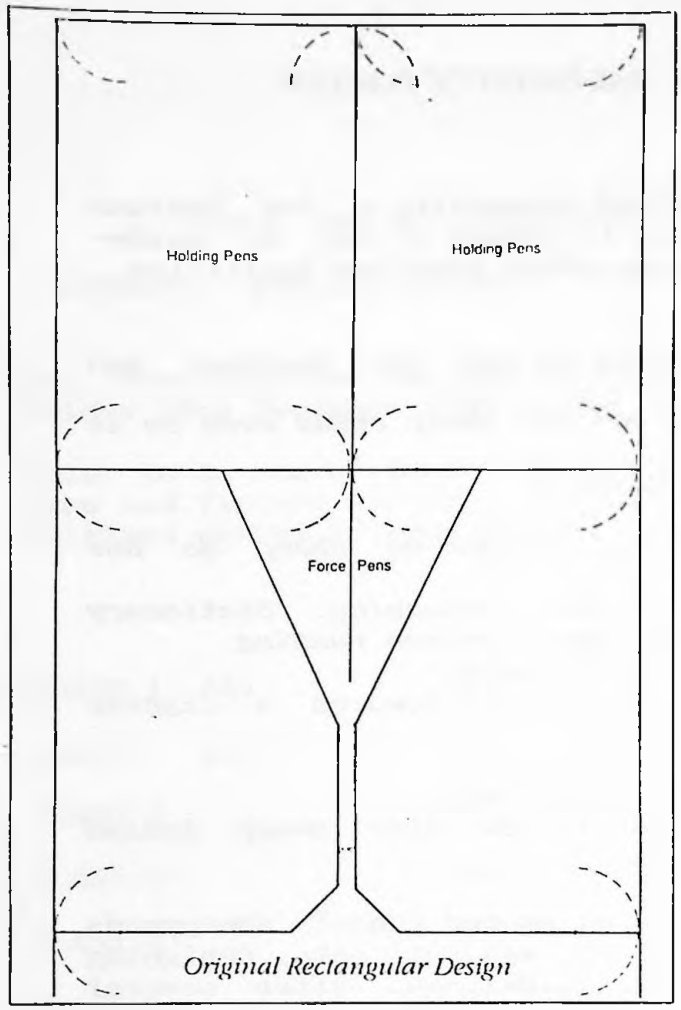

Original Rectangular Design

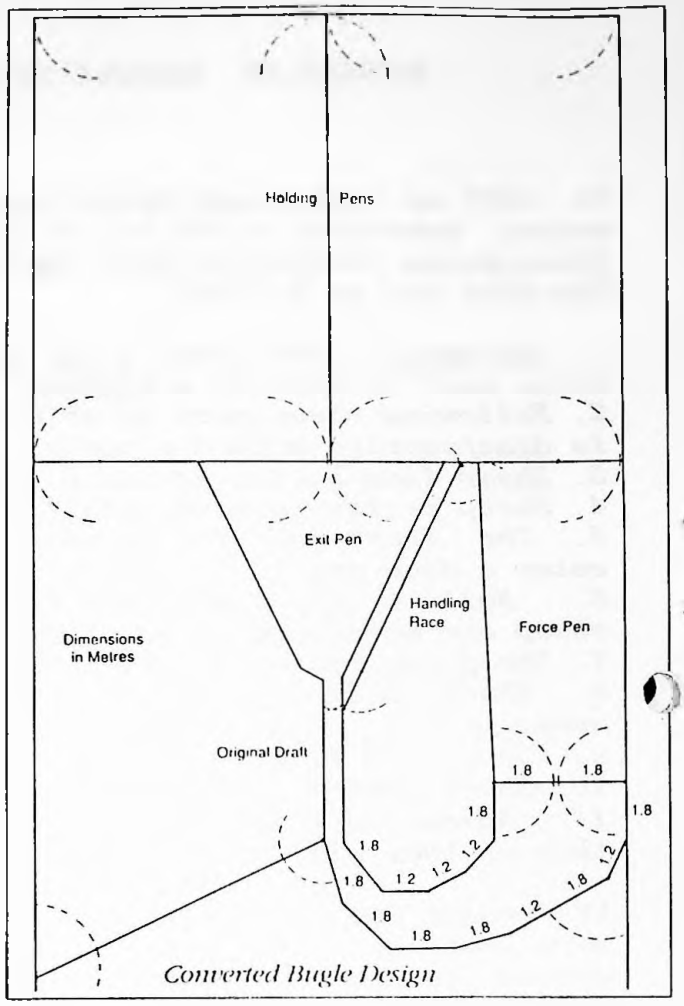

Converted Bugle Design

In his conversion Austin utilised the existing drafting race and included an extra handling race for jobs such as drenching etc. The bugle section was enclosed so the operator and other distractions would not affect the sheep flow, also the drafting gate was changed from a solid board to a slated gate allowing the sheep to see through to the holding pens.
Austin Dohle considers the changes made are a vast improvement on his previous sheepyard, he can now use just two shepherds for drafting when before it required four and he is acheiving drafting rates of over 1100 / hour.

The design and comments in this article were extracted from a new book "Yards n Yakka" produced in Western Australia, the book outlines farmers plans and adaptions to existing yards. A copy of this book is available at the Department of Agriculture along with a video tape.

D. WEST
OCTOBER 1990

THE NEW ZEALAND TEXTILE — WOOL

New Zealand is a land of beautiful contrasts; from sub-tropical forests with 30 foot high ferns in the north, to temperate rain forests of Southern beech trees in the south. There are the incredibly productive pastures of the Waikato and Canterbury Plains. There are the orchards and vineyards of Hawke's Bay and there are the sparse grasslands of the Mackenzie country and the High country of the Southern Alps. It is a geographically exciting country, with geysers at Rotorua firing jets of steam into the air, the occasional earthquakes and mud slides, glaciers and snow clad peaks, fiords, huge rivers and deep gorges.

New Zealand is renown throughout the world for it's grassland based animal production. This is not merely due to a favourable climate. Research and technology have developed highly efficient systems, especially with sheep and cattle, but more recently with deer and goats.

The people I met were, without exception, generous and friendly, with a laid back sense of humour. They were also keen to pass on their experience and research to me and the Falklands. The result of my training, has been to return with a clear view of wool as a raw textile material, competing in the world of synthetics and cotton. Manufacturers pay for what they wish to process and penalise wools with faults and limited processing uses. The following clean wool fibre attributes affect worsted and woollen cloth manufacture:-

FIBRE DIAMETER,
FIBRE LENGTH AFTER CARDING,
COLOUR,
BULK,
MEDULLATION,
LUSTRE,
and VEGETABLE MATTER CONTENT.

For us to improve the competitive edge of Falkland's wool, it is these attributes which must be given special attention. They can all be changed to our advantage, in the inter-relating areas of wool handling & classing, breeding and marketing.

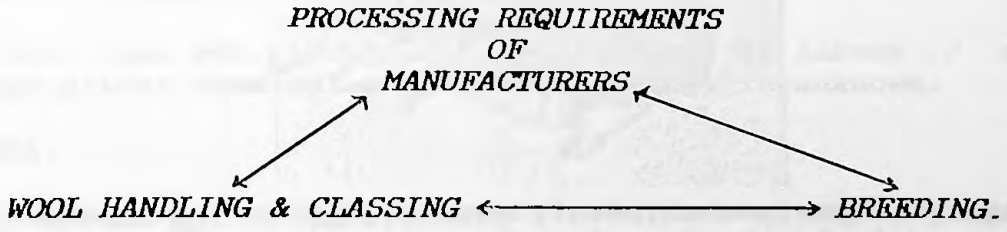

New Zealand regards wool production as the beginning of a textile manufacturing process, rather than the end product of an agricultural system. We MUST do the same.

ROBERT HALL.
OCTOBER 1990.

THE GRASS GRUB

I have heard many people in Stanley and camp mention what would seem to be a long standing problem of grass grubs causing serious damage to grass pastures or lawns. I may be incorrect, but as I understand , the problem is more severe in grass around the farm house and in settlement paddocks. This however, may be too great a generalization.

There have been a number of concerned farm owners who have contacted the Department of Agriculture for assistance. Having reviewed the problem and the work of Andrew Carter (Agronomist, Fox Bay Village, 1986 - 88), it is evident that there are areas of the suspected pest that we do not clearly understand.

If I may, I would like to request each reader of this article to help clarify the seriousness of this grass grub problem. I intend to send a Grass Grub Survey Form to all farms this week and would be grateful if you could complete and return it to me as soon as possible. If all farms return a completed form, the distribution and severity of the problem can then be fully assessed. If deemed necessary a detailed plan of action can be taken ; the wheels and cogs of research can then be put into motion to reduce the damage caused by the suspected pest.

You may be asking "What is this grass grub Gerry is talking about ?" well let me outline what we know about the insect pest thought to be enemy number one.

Evidence suggests that the primary insect responsible for the damage (although we await verification on this) is the weavil MALRINIUS COMPRESSIVENTRIS. The damage may be compounded by other moth / butterfly larvae feeding upon the leaves and weakening already unhealthy plants. The aim of this article is to review what we know, as you read the following section it will be obvious what areas require greater knowledge. Your views on this matter and anything contained in this article would be gratefully appreciated.

GRASS GRUB (MALVINIUS COMPRESSIVENTRIS)

Other Names; ???

Damage;

The damaging stage is the larva (caterpillar). The Larvae feed preferably on grass roots. No damage is visible until the problem is acute. The pasture takes a general unhealthy look about it, showing little growth, leaves turn yellow and plants die. The turf (grass sod) can be peeled back from the soil as the larvae have eaten all the roots beneath. The soil under the dead grass is noticeably dry and crumbly by comparison to the wetter, firmer soil under living grass. The length of time it takes to kill the pasture is dependent upon the number of insects present and the density of the grass stand.

Pest Stages;

1. Eggs:

No data is available on this stage. It is possible eggs are laid on the soil surface , just below the soil surface or on dead plant material.

2. Larvae:

Vary in size from 3 - 20 mm long . The larvae are white in colour with a large brown head with the mandibles (eating parts - dark brown to black in colour) at the front of the head. When feeding the larvae wiggles its way through the soil.

3. Pupa:

Found in the soil, about 20 - 200+ mm deep. It is possible the pupae are shiny and dark brown in colour (needs confirmation)

4. Adult:

They are fairly large (7 - 15 mm long and 4 - 6 mm long see photograph) are dark grey to black insects with a pronounced snout protruding from the head.

Life Cycle;

The adults appear in ??? After mating, females begin laying eggs about ??? on the soil surface (?) in the soil (?) or on dead plant material (?). The young larvae burrow down into the soil after hatching in ??? and attach themselves to the roots of the host plant(s). There they complete their larval development. In ???? mature larvae move up to the upper layers of the soil where they pupate. Adults emerge in ???? and the cycle repeats itself.

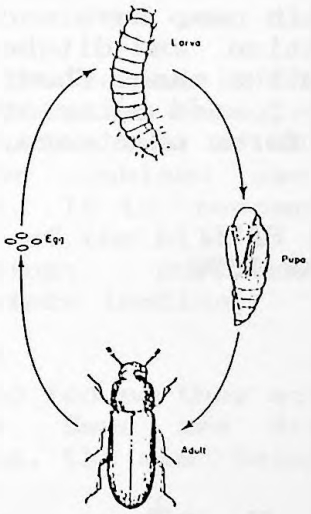

Fig. 05 Four stage life cycle

Host Plants;

Seems to be found in reseed areas but has also been found causing damage to native grasses. It appears not to be very host specific (i.e. will feed on any type of root).

Economic Threshold:

How many eggs per plant / soil , or number of larvae / adults warrant either chemical or cultural control is unknown.

Control;

At present it is best to control the grass grub during the larval stage. The application of an insecticide (either liquid or granular) has proved successful to a fairly high degree. A number of different insecticides have been tested with varying degrees of success.

I HOPE TO USE INFORMATION FROM THE SURVEY TO BUILD UP A BETTER PICTURE OF THE PEST AND ITS POTENTIAL PASTURE DESTRUCTION.

G. HOPPE. OCTOBER 1990

WATER; AN ESSENTIAL REQUIREMENT

Water is by far the largest single constituent of any mammal's body (man or beast), accounting for 70 - 75% of its fat - free body weight. Water is a means for the transportation of food nutrients, wastes, hormones, gases and other materials. Water is vital for life. A fasting animal may survive a loss of practically all its fat and half its protein, but a loss of one fifth of its water content is FATAL.

Daily water requirements;	*Litres*	*Gallons*
Housed Ewes	*2.4 - 4.5*	*0.5 - 1*
Sheep, growing or adult, (non - pregnant)	*2.0 - 2.5*	*0.4 - 0.6*
Young Cattle 12-18 mnths	*35 - 50*	*8 - 11*
Dairy Cows	*55 - 75*	*12 - 16*

Sheep in camp have access to and get enough vegetation from damp vegetation and ditches. In clippy paddocks however this is not always the case. Sheep leaving a shearing shed are in a state of shock ; add water stress and they are far more susceptible to other forms of stress, like windchill. A fatal combination.

R.H.B. HALL
OCTOBER 1990



"Some one is Bound to Leave The Highway Gate open Lads"!

HILL SHEEP FARMING

This is a general article about the management of hill sheep in the U.K. It has been written for general interest only and should not be read as a blueprint for the Falkland Islands.
Falkland Islands farmers are entirely dependent on wool sales for their income. This is not the case in the U.K. where approximately 72% of farm output is derived from lamb sales, 13% from hill farming subsidy, 7% from sale of cast ewes and the remainder (only 8%) coming from wool sales.

The aim of the system is for ewes in the breeding flock to produce as many lambs as possible within the constraints imposed by the hill environment. A realistic target to aim for is 100% lambing rate. This can only be achieved by ensuring that ewe nutrition is adequate at 3 critical periods during the year namely: the 6 weeks before mating, 8 weeks before lambing and 12 weeks after lambing. This gives 26 weeks or half a year when the nutritional status of the ewe has a marked effect on lambing percentage.
Why is nutrition critical for half a year? The reason is that on the hill, the nutrient value of natural vegetation species is inadequate to meet the demands of the ewe during the 3 defined periods. This can only be overcome by the combined use of improved pastures and supplementary feeding. It is recommended that ewes are transferred to improved areas of the hill 6 weeks before mating and for 2 weeks after lambing; supplementary feeding being carried out for the 8 weeks before lambing.

Six weeks before mating rams are checked and fed so they achieve a body condition score of 3 at tupping time. Ewes are drafted and begin a period of supplementary feeding, the aim being to bring them to a body condition score of 2.5.

Ewes are mated at 40-60 per ram in an enclosed area of the hill. Rams are fitted with a harness to mark the ewes mated and to identify ram activity. After one month rams are removed and ewes returned to the hill. In early Autumn all stock are treated against lice, keds, fluke and worms.

Eight weeks before lambing ewes are given supplementary feeding in the form of blocks, hay, silage or ewe nuts. Feed blocks are often used on the hill for convenience. Recommended feeding rates are 1 block per 25-30 ewes per week. Ewes are injected with copper in mid pregnancy and begin a clostridial disease control programme 2 weeks before lambing.

Lambing begins early Spring, ewes having been put onto an enclosed area on the hill to allow the shepherd to closely monitor lambing operations. It is possible for 1 man to lamb 1 000 ewes if provided with suitable transport and handling facilities. The navels of newly born lambs are sprayed at birth with iodine and ear tagged , adult sized tags are inserted at a later date. Shepherding efficiency can be improved by lambing ewes in groups as identified by the ram raddle at mating time.

Ewes plus lambs are returned to the hill or to improved lowground pastures as soon as possible. Ram lambs are castrated using a rubber ring before they are 7 days of age. Blocks continue to be fed on the hill to maintain adequate levels of nutrition during lactation. Lambs are weaned at about 12 weeks of age at a target weight of 29kg.

Shearing takes place as soon as possible in mid summer as any delay can result in reduced live weight gain in the hoggs.

Ewe lambs destined to enter the ewe breeding flock are selected in early winter and fed during the winter period so they will have attained 85-90% of adult bodyweight by mating time the following Spring. Supplementary feeding is required at this time either using a 12% protein ration at 225g/hogg/day or feed blocks at 1 block per 30-40 hoggs per week.

Wether lambs and unselected ewe lambs are transferred to the dry sheep flock. This is the group of animals which determines the ultimate profitability of the enterprise. Various options are available for their disposal, for example, sold straight off the hill at slaughter weight or sent as store lambs to lowground farms for fattening.

As stated at the beginning of this article, farm incomes in the Falklands are dependent on wool alone; the farming system here cannot, therefore, be compared directly with a U.K. hill sheep enterprise where the primary marketing objective is meat rather than wool. Comparisons are further negated by the differences in environment, extreme distance from major sources of supply and internal transport difficulties. Nevertheless, it is food for thought.

D.MAKIN-TAYLOR
OCTOBER 1990



"Polly prefers to rip the fleece off the pieces."

BLACK SPOTS ON THE EARS

New Zealand wool has the best reputation in the world for white wool free of black fibre. This reputation has been gained because stud breeders have always been meticulous in culling all sheep showing the fault. Sheep farmers have also made a major contribution by culling ewe lambs with this fault. Shearers too have played their part by calling "black wool" when they come across it.

But what about black spots on the ears? An otherwise good sheep will not be culled by most stud breeders if their is a minor spot. *(pic 2)*

However, dark ears or numerous black spots *(pic 3)* will be culled by the wise stud breeder. *(pic 1 shows the ideal situation)*

Black spots on the ears show no financial loss but they are strongly inherited. It is but a short step from sheep with spotty ears to black fibre or spots in the fleece.

Black fibre is most likely to occur between the ears, at the base of the tail, or in the crutch. Occasionally brown fibre will appear on the back legs below the hocks. In most cases this will disappear in twelve months.

The nation's reputation for white wool is not only worth retaining, it is essential.

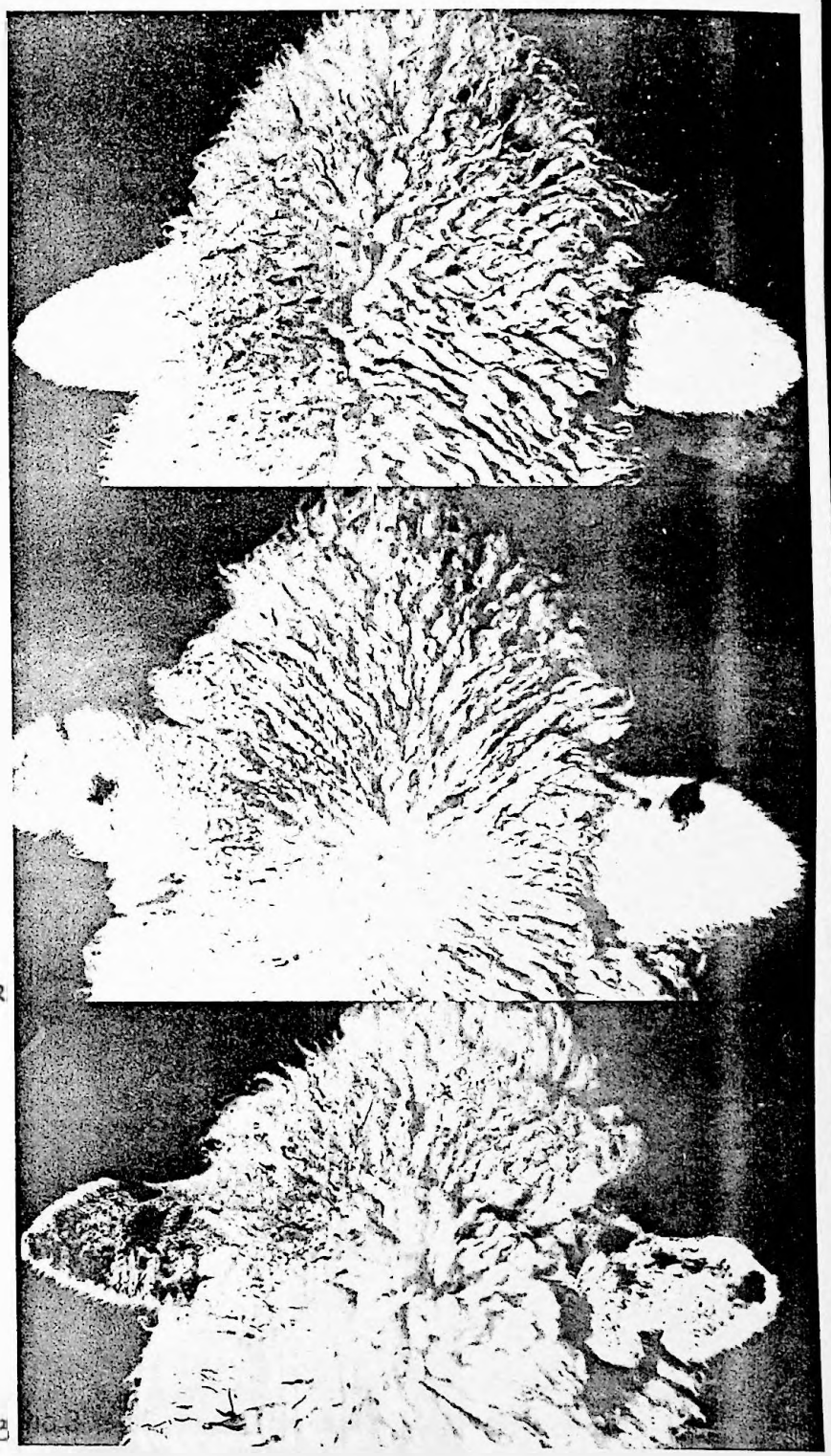

THIS EXTRACT WAS TAKEN FROM
THE NEW ZEALAND ROMNEY HANDBOOK

THE COST OF CONTAMINATION

Careless wool producers in Australia, allowing foreign objects such as bale twine, rags, or metal objects to be forwarded for sale enclosed in wool bales, now face penalties of $2000, if discovered. The latest wool marketing legislation contains identical penalties for bale contamination, as those which exist for pesticide residues. Likewise if somebody attempts to export wool knowing that it contains contaminants, there is a penalty of $2000.

A 5cm. piece of polypropylene baling twine, because it fibrillates during processing and is distributed throughout processed wool, can contaminate thousands of kilograms of fabric. As part of the AWC's latest campaign to exclude contaminants from wool the Australian Wool Testing Authority is co-operating by extending its inspection of core samples taken from bales for pre-sale testing. Instead of just assessing the vegetable matter content of the sample the AWTA is looking for other foreign objects such as traces of hay bale twine.

Bob Quirk of the Australian Corporation, told a Melbourne news conference that pre-sale detection was the first break-through for many years in identifying a sale line or clip containing serious, potential contaminants before going through the sale room-export system.

In Australia the G.H. Michell and Sons Adelaide operation had an annual contamination cost of more than $1 million. This was made up of $550,000 in wages for people employed to do nothing else but pick non-wool contaminants from the product; wool tops rejected because of contaminants, where they had to be sold as waste; and damage to machinery from bolts, spanners and pieces of wire.

A. T. S.

During the first week of October this years ATS (Youth) trainees took part in a number of training courses, these included Lambing at Blue Beach, Book keeping at FIDC and carpentry with Arthur Nutter. Thanks to all those who helped out.

Other courses organised for this month include the following;

11th OCTOBER	LAMBING	CHARTRES
20th OCTOBER	SHEARING	SAN CARLOS
22th OCTOBER	WOOL CLASSING	PORT HOWARD
24th OCTOBER	WOOL CLASSING	CHARTRES
27/28th OCTOBER	SHEARING	PORT HOWARD
29th OCTOBER	SHEARING	PORT HOWARD
29/30th OCTOBER	WOOL CLASSING	PT SAN CARLOS

We hope to have further wool classing courses at Long Island and Douglas early next month. Anyone who would like to attend a shearing or woolclassing course please contact me as soon as possible.

I have spoken to Lisa and Russell who seem to be thoroughly enjoying Australia, we are hoping to enrol them on an Owner/Classer course during their stay in Australia. While on the subject of woolclassing, FIDC will be assisting with the funding of Derek Shorts six month course at Gordon Technical College, Australia. It was also proposed to send a local rousie on the same course, whoever was chosen would be expected to pass on skills whilst travelling with the shearing gang in future years. On successful completion of the course students are included amongst the AWC list of registered classers. If any local rousie would be interested in attending such a course please contact me as soon as possible.

Once more I would like to thank the FIC for allowing us to use Dennis Middleton again this year.

D. WEST
OCTOBER 1990

!!

STOP PRESS

P.S.P. MATTING

Please take note that the Falkland Island Government is making available to all camp farms PSP matting free of charge. The plates are in approximately 3 metre lengths and are available on a first come, first served basis until stocks run out.

Applications in writing should be made to ; The Director, PWD giving specific details as to its ultimate use. The plating is available free of charge. If the plating is to be used for camp track improvements (and is approved by the Internal Transport Committee) it will be shipped from Stanley to the port of destination free of charge.

G.M. HOPPE
AGRICULTURAL ADVISORY COMMITTEE

NEW PRODUCTS

FREEZE DRIED COLOSTRUM

Colostrum is the natural source of immunity given to new-born mammals through the mothers milk. Many orphaned lambs are deprived of this, so are therefore more susceptible to infections.

Several veterinary drug companies are now marketing "FREEZE - DRIED COLOSTRUM" or "COLOSTRUM REPLACER". It comes in powdered form which is mixed with lukewarm water to the manufacturers instructions and would be a very valuable addition to have at hand during the lambing season in every farmers veterinary kit, for administering to orphaned lambs, specifically if they have not had any ewes milk.

The mixture can be fed by bottle or stomach tube, depending on the lambs willingness to suck. The sooner after birth the better. Any remaining mixture can be kept for six to seventy two hours depending on the manufacturers advice, and can be subsequently given as a second feed.

A good point about the freeze-drying process is that it retains a natural enzyme inhibitor to stop the enzymes from breaking down the immunity factors of the colostrum.

Two makes that we have come across are:

START - EM - RIGHT by Sorex which has a shelf life of two years and costs £21 for 10 sachets (ten lambs).

LAMB COLOSTRUM SURVIVAL PACK by Eurovet at a similar price for a ten lamb tub.

FREEZE DRIED COLOSTRUM IS AVAILABLE FOR MANY OTHER ANIMALS INCLUDING CALVES, FOALS AND PUPPIES.

FOR FURTHER

INFORMATION

CONTACT

THE WOOLPRESS

AT THE

DEPARTMENT

OF

AGRICULTURE



MANDY McLEOD
OCTOBER 1990

HOME GROWN IDEAS

NO MORE SPADE WORK !

Many people have attempted to modify the standard McConnel arm bucket in order to make it more suitable for peat cutting but inevitably a spade is required along with a willing partner to break down the large sods. During the winter Keith Heathman decided to design and construct his own peat bucket for the McConnel arm (see below).

Using scrap metal plate and an additional hydraulic ram, Keith has constructed a highly effective bucket which neatly cuts three standard size sods. Due to the unique design of the bucket even the wettest peat will fall once the bucket is opened. At present the additional ram is operated through a separate spool block situated on the floor of the platform however it could be easily incorporated into the hi-fi box system and operated from the central lever.

For further information on this innovative attachment contact the designer Keith Heathman.

THE PEAT BUCKET*



* Patent Keith Heathman

STANDARD PULLER

When Pat Short moved to San Carlos he came across this unique tool designed to ease the task of removing standards from an old fence line. The tool - which could be manufactured in most farm workshops - can be adjusted to any size of standard. If used correctly the tool will not bend even the most stubborn of standards allowing them to be re-used for new fences. Anyone who would like dimensions or further information on this hand tool should contact Pat Short at Blue Beach, San Carlos.



CARROT SEED DISPENSER

Reg Anderson of Fox Bay Village has designed a handy little gadget for ensuring all your carrot seeds end up in the seedbed rather than being blown all over your garden. The small bottle is filled with seed and shaken gently over the prepared seedbed until the required seed rate is acheived.

RECIPES PAGE

MUTTON WITH HERB DUMPLINGS

INGREDIENTS

2lb Mutton (Chopped)
2 tbsp seasoned flour
1 tbsp oil
2 large onions
1 small can peas
3/4 pint water
1 chicken stock cube
1lb carrots peeled and sliced

For the Dumplings;

4oz S/R flour
2oz Suet
1 tbsp mixed herbs
salt and pepper
little cold water

METHOD

1. Roll the chopped meat in seasoned flour. Fry onion lightly, add meat and fry for two minutes
2. Dissolve the chicken stock in 3/4 pint boiling water and add to onion and meat with the carrots. Turn into an ovenproof casserole. Cover and cook in a moderately hot oven for 1 hour.
3. To make dumplings, mix flour with suet, herbs and seasoning. Add sufficient cold water to make a stiff dough and form into balls. Stir peas into the meat, arrange the dumplings on top and return to the oven for a further 15 minutes.

A. HEWITT
GOOSE GREEN

MUTTON BARBEQUE SPARE RIBS

INGREDIENTS

1 Side of ribs cut into singles
2 pts boiling water
2 tbsp vinegar

Sauce;

2 tbsp Soy sauce
2 tbsp Honey
2 tbsp Plum jam
1 tsp White vinegar
1 tsp Tomato ketchup
Squeeze of lemon
1 tsp Dry mustard
1 tsp Lee + perrins

METHOD

1. Place ribs in water add vinegar, simmer for 15 minutes.
2. Drain and place in a roasting tin, mix all the sauce ingredients together and heat for 4 mins.
3, Pour the sauce over the ribs, roast at 180 deg C or 350 deg F for 45 minutes.
4. Serve with rice.

M. ALAZIA
PORT EDGAR

CARTOON CAPTIONS

" I know those judges in the blue 90 favour women - now go and get those damn sheep !! " IAN HANSEN MAIN POINT

" Que !! " PETER NIGHTINGALE WEST LAGOONS

ANSWERS TO LAST MONTH'S ISSUE.

S	A	I	L		V		B	L	A	N	K	E	T
H		N		C	A	S	U	A	L				O
A	G	E		G	L	A	N	C	E		B	A	T
F	O	R	M		E	L	S	E			O	B	E
T	O	T	A	L		E			S	P	A	S	M
	S		N		A	S	T	R	A	L		C	
F	E	A	S	T		M			V	A	L	I	D
	G		I	N	V	A	S	I	O	N		S	
E	R	G	O	T		N			Y	E	A	S	T
S	E	E	N			S	H	E		T		I	
T	E	N		I	N	H	A	L	E		H	O	E
A	N	D		T	A	I	L				I	N	N
T		E	X	E	M	P	T	I	O	N			D
E	A	R		M	E		S	T	R	O	N	G	

CROSSWORD

by Maggie Goss

D O G W O R D S E A R C H

by Josie & Jane Larson

G O R D O N S E T T E R L E I N A P S R E K C O C O R E

P S M E D S L L E S S U R K C A J A G K G A C K Z E R P

Q I R T Z S V A C C F G O X Z R E I R R E T N O T S O B

G B V A Z P K X R R G O D L L U B V T Y E T R T W I W E

O E E D A L M A T I O N A T F V P V W P W A E X N A I E

D R E N A N K Z E S T T R K K Y A I P I U S T T Z I K C

D I N U X O K S B R G B B Z D I C I I Y D G E D A D D H

R A G O D P E E H S D N A L T E H S X E F R E W A C C O

E N L H D M Y Z Y A D I L E A W K A R J D A W Z F N Z W

P H I N N O C O L L I E E A D Z F E E R A T J T H W E C

E U S A O A E Q M U Z W C F F I T S A M L L U B J L U H

H S H H H A O T W K V J D W A A J N E W A E N Z S E Z O

S K S G S E F P O I B C B A J K R O O L A E E H L J T W

N Y E F E F O X T E R R I E R E E A E P D E C G K T H X

A D T A E O E Z O W M N I W B S C S Q R D O A O S R I C

M O T W K G O L D E N R E T R I E V E R R R E O T P A H T

R N E E S E G N I K E P N Q T T Q R S G B Z W P C Q S P

E A R E X O B M O O N I W N L A J J I T D N U O H K L E

G O S P A A S A H L A M T A J Z N E W F O U N D L A N D

I T E R Q Z B S O S D E M S A M O Y E D Q A J C G I T Z

AFGHAN HOUND
BEAGLE
BOSTON TERRIER
BOXER
BRITTANY
BULLDOG
BULL MASTIFF
CHOW CHOW
COCKER SPANIEL
COLLIE
DALMATION
ELKHOUND
ENGLISH SETTER
FOX TERRIER
GERMEN SHEPERD DOG
GOLDEN RETRIEVER
GORDON SETTER
GREAT DANE
JACK RUSSELL
KEESHOND
LABRADOR
LHASA APSO
MALTESE
NEWFOUNDLAND
PEKINESE
POINTER
POODLE
PUG
RED SETTER
SAINT BERNARD
SALUKI
SAMOYED
SHETLAND SHEEPDOG
SHIH TZU
SIBERIAN HUSKY
WELSH CORGI
WHIPPET

C R O S S W O R D

by Susan Hansen



ACROSS

1. Of the colour of gold.(6)
5. Splendid like a palace.(8)
9. The space behind the principal figures of a picture.(10)
10. Termites.(4)
11. To cut off horns.(7)
12. A part of the skull.(6)
13. Planet or satellite.(4)
15. Aerodromes with customhouses.(8)
18. Creeping or sneaking.(8)
19. Current of the sea.(4)
21. A blemish.(4)
23. A call for playing a hand in bridge. (2,6)
25. The earth's sattelite.(4)
26. Those who study herbs and plants.(10)
27. Abstaining totally from intoxicating drinks.(8)
28. Young oxen.(6)

DOWN

2. A South African antelope.(5)
3. Great "Inland Water" in Canada.(4,5)
4. A call used in battle.(3,3)
5. Karl Von Clausewitz was a famous one and wrote books on the art of war,(8,7)
6. Brightly spotted beetle.(8)
7. Torment. (5)
8. Tried ones hand at. (9)
14. An instrument for communicating over a long distance.(9)
16. Interfering.(9)
17. A glancing rebound.(8)
20. Slices of meat from hindquarters of beef.(6)
22. Any opinion which a person holds or maintains as true(5)

WOOL PRESS

ISSUE 15 DECEMBER 1990

IN THIS ISSUE

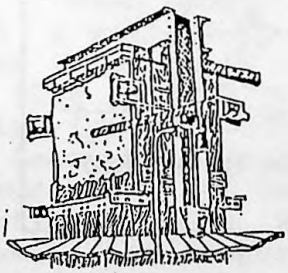

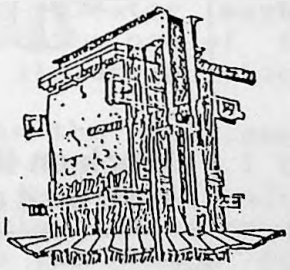

The Wool Press is published by the Agricultural Department

Editors — D. West and M. Alexander

EDITORS PAGE

Welcome to the December issue of Woolpress, many thanks to all those who contributed to this months paper.

My aplogies to Horseshoe Bay Farm who appear to be the subject of two cartoons this month, however, I am sure you will get your own back!

With Christmas fast approaching we would like to wish all our readers best wishes for the festive season and hope that the New Year brings some relief to the current wool situation.

Please keep sending in your cartoons, puzzles and articles.

D. WEST



"Look on the bright side, luv . . . I'll bet the goose is not too keen on it either!"

LETTERS PAGE

Dear Sir,

Reference Robin Smiths letter about dogs in the last issue of the Wool Press.

I am fairly critical about the way other people look after their dogs, but I have to say that I think Robins dogs are very well treated. However, I have to disagree with his point on feeding every other day except when working. I am sure Robin's dogs and some others that are fed every other day are as healthy, or indeed healthier, than some peoples dogs that are fed every day, but I feel that he should have pointed out that the one feed every other day should be adequate for two days. The inexperienced young handler may follow his ideas and think that one small bone every other day is enough.

Dogs don't need to be spoilt (even if ours are!) but I know they appreciate one feed a day better than every second day, after all, we eat three solid meals a day with numerous cakes and buns between, (Robin is definitely no exception!) but we could still survive and be very healthy on one meal a day!

As a point of interest we keep seventeen dogs because they are a hobby (and yes, they all work!) but we don't need them all.

SUSAN HANSEN, MAIN POINT
NOVEMBER 1990

If you would like to comment on any article, letter, or farming topic, write to : THE EDITOR, WOOL PRESS, DEPARTMENT OF AGRICULTURE, PORT STANLEY.

A LETTER FROM THE PAST

The following letter was taken from the "Monthly Review" July 7th 1965.

Dear Sir,

As a visitor to your Islands (a working visitor maybe) but a visitor nevertheless, I would like to describe one of the ways in which a certain mountain farm increased its sheep stocks by 100% in less than five years.

This farm is very similar to the bigger farms in the Falklands, in fact the lowest land was over 1000 feet above sea level. I was proud to have been one of the team who worked on the project mentioned above. We tackled the job from two angles. As everyone knows, the danger period of sheep farming is in the change over period from winter to spring; some years the period of danger is more acute than others depending on the type of season.

Firstly, it was decided to try to cut down the ewe hog loss, as these were our potential breeding stock. This was acheived by hand feeding the hogs in flocks of 500 in each paddock. (This feeding of the hogs paid dividends in another way, as we shall see later.)

For the first attempt, the hogs were put into a fairly small paddock which had been closely grazed beforehand. Oat silage, with a good dressing of molasses was then offered them. In a very short time they were feeding well. Once we were satisfied that all were feeding they were turned into a larger paddock and silage was taken to them each morning. It soon became an impressive sight to see the sheep coming from all directions to meet the tractor carrying their daily ration. The loss that year was in the region of 2% a major victory over a very bad winter.

This encouraged us to tackle the other end of the scale, so to speak, the old ewes and the lambing percentages. This was more difficult for two reasons - they could not be given a short sharp check in their feeding at nearly lambing time on account of the risk involved of twin lamb disease. It is a well known fact that a severe check at this critical stage can bring on this disease. So we decided to play safe and for the first year to feed silage well in advance of lambing. The wild nature of the Welsh mountain sheep made it quite impracticable to begin feeding on open land so we began again in a small paddock. This time, however, we turned in 5% of the hogs that had been fed the previous year, and this proved a very helpful idea. The old ewes didnt really need much persuasion to eat and we were soon able to remove the young stock.

There was a 10% increase in lambing that spring with a very low ewe loss.
It was much easier after the first year and as time went on, the fact that the young stock had already become accustomed to silage feeding paid handsome dividends. In their first breeding season there was no trouble in getting them to feed.

People when they read this will probably say,"But that is the U.K. you could not do it here." But why not? It might help at this point to give a few facts about the general weather conditions etc. The average rainfall was 90 inches.
I would say the winter was more severe than here, the snowfalls being heavier and covering the ground for longer periods. The native grass is very similar to the white grass which grows here. The sheep are just as wild, and the staff was just three shepherds and the manager. The stock consisted of approximately 6000 ewes, 1500 ewe hogs and 300 - 400 four year old wethers which were run with the ewe flocks to help break through the snow.
If these kind of loss percentages were to be achieved on the big Falkland Island farms the number of sheep would rise dramatically in five years.

W.R. REES
PORT HOWARD

HOUSE MOVING

We have recently dismantled and moved Carew Harbour house (originally an outside house of Port Stephens), twenty odd miles to Port Edgar.
There are always a lot of different views as to whether to move a house complete, dismantle it or just buy a new one. Advice we received suggested all three methods and that it would be "madness" not to choose one or the other.
I think each case should be judged separately as to it's circumstances and costs involved, etc. The following is an approximate cost of the movement of crew harbour house ;

	£
Windows, cladding and bathroom suite	*5,299*
Cylinder	*352*
Copper piping	*220*
Steel Chimney	*405*
Radiators	*196*
2 x 3 wood	*280*
31 bags cement @ 8.19	*253*
Drain pipes	*400*
Kitchen units	*788*
Pipe fittings	*250*
Rayburn	*1,200*
Diesel for eight tractor trips	*130*
Tiled roof (approx)	*1,800*

We chose to dismantle Carew Harbour house and move it to Port Edgar in preference to trying to move it complete or buy a new one, mainly due to the fact that:

1. One outside wall of the house was rotten and would not support the roof should we try jacking the house and moving it twenty odd miles over some pretty rough and wet ground.
2. Grants being unavailable for a complete new house.
3. The cost of a new house being so high.

The house was of Swedish design; two storeys with a long sloping roof and walk in attic. All the walls were sectionised tongue and groove both sides and all the inside walls were in perfect condition.
We therefore designed a bungalow that would have Carew Harbour inside walls as its outside shell with foundations and inside walls that would take the Carew Harbour floor joists.
Being in sections the house was not too hard to dismantle and only took about three weeks actually taking it down. We then made eight tractor trips carting what we required for reconstruction. We have yet to cart some outside wall not required for the bungalow but which we intend to make outhouses with.
As in dismantling, the construction of the shell of the house was relatively quick due to the sections. The slowest part being altering all the rafters for a different shaped roof. As Carew Harbour had a double ground floor and ceiling boards throughout there has been no shortage of useful wood.
We framed the inside walls with new 2 x 3's and then lined them with the original hardboard. We have now just finished "Swish" cladding the outside, installing new double glazed windows, steel chimney, Rayburn, radiators and new bathroom suite. A tiled roof is on order but has not arrived in time to put it on so we used the original aluminium roof and will put the tiles on top using perlins when they arrive.

M.ALAZIA, PORT STEPHENS

FLEECE DEVELOPMENT IN LAMBS.

Science is sometimes condemned as being impractical, yet it can often make farming more practical and more profitable. An understanding of wool science enables much more rapid breeding progress to be made.

All wool fibres in a fleece are produced from small structures in the skin known as follicles, of which there are two types:-

1. Primary follicles, which are initiated early in the life of a foetus and are fully developed growing the coarser wool fibres, by birth.

2. Secondary follicles, which are initiated after the primary follicles, but before birth. Not all of these are fully developed at birth. Secondary follicles finish developing and growing fibres during the first few months of a lamb's life. These are the finer fibres, which lower the average fibre diameter micron reading, during this development period. In general, lambs of finer wool breeds take longer than lambs of strong wool breeds to finish developing their fleece, due to their having many more of these secondary follicles.

GUIDE TO THE AGE OF A LAMB AT COMPLETE FOLLICLE DEVELOPMENT:-

Romney	1 month +
Corriedale	3 months ±
Polwarth	4 months ±
Merino	5 months ±

This explains why lambs end up being finer woolled than they appear at birth; - the finer fibres have yet to finish growing. This is also why lambs can't be selected accurately for fleece characteristics at marking time; - the finer fibres have still not finished growing.

Practically speaking, ram selection at lamb marking is far from ideal, if the objective is fleece improvement. Decades of wool research in Australia, New Zealand, Great Britain and elsewhere, have concluded that to date, there are no short cuts. Wool breeding progress is made by selecting animals at one year old or more; selecting for weight and fibre diameter, when the effect of date of birth and dam are minimised and the fleece is fully developed in weight and fineness. Thus, under the current farming system in the Falklands, I would encourage farmers to keep as many ram lambs entire as is possible, at lamb marking and to select from these animals again at hogget shearing.

ROBERT HALL.
NOVEMBER 1990.

SHEARING SHED SPECIFICATIONS

A recent Australian publication gives some useful guide figures for farmers designing or modifying shearing sheds. The following figures have been suggested:

1. Woolly Sheep Storage ;

The following areas are based on an average density of 2.5 woolly sheep per square metre.

No of sheep	Area (M\2)	No of sheep	Area (M\2)
20	8	400	160
40	16	500	200
60	24	600	240
80	32	700	280
100	40	800	320
200	80	900	360
300	120	1000	400

2. Catching Pens ;

The following areas are based on catching pens being 2.5 metres wide by 3 metres deep. This gives an area of 7.5 square metres and such pens will hold up to 20 woolly sheep. This number corresponds to a daily tally of 160 sheep per shearer and so the catching should need to be filled only once per run on average.

	Number of stands							
	1	2	3	4	5	6	7	8
Total catching pen area M\2	7.5	15	22.5	30	37.5	45	52.5	60

3. Shearing Board ;

The following areas assume a raised board 1.8 metres wide, with stands 2.5 metres apart corresponding to the width of the catching pens given above. The area occupied by each stand is then 4.5 square metres.

	Number of stands							
	1	2	3	4	5	6	7	8
Total area of shearing boards M\2	4.5	9	13.5	18	22.5	27	31.5	36

4. Wool Room Working Area ;

It is more difficult to give values for this part of the shed as the type of layout will influence wool room area. The following values provide a guide and take into account the following ;

1. The floor space occupied by equipment such as wool tables, wool bins and the press.
2. The working space needed for handlers involved in skirting, classing and pressing.
3. A small area for grinding

Note: Bale storage is not included

	Number of Stands							
	1	2	3	4	5	6	7	8
Wool Room Working Area M\2	30	50	70	90	110	130	150	170

5. Wool Bale Storage

Bales are assumed to be stored on end, a typical density of 1.5 bales per square metre is used.

No of Bales	Area	No of Bales	Area
5	3	50	33
10	7	60	40
15	10	70	47
20	13	80	53
30	20	90	60
40	27	100	67

6. Lighting

Pen Area - Lighting is advised in the pen area for the following reasons.

1. Sheep are less likely to baulk when running into the shed because the contrast in brightness between inside and outside is reduced.
2. Sheep are less distracted by light shining under the gratings from outside and so can be easily moved through the shed.

If artificial lighting is to be used the recommendations are two 40W fluorescent tubes per 30M\2 of floor area.

Woolroom - Recommendations for the shearing board are to use one twin 40W fluorescent unit per stand placed about 3 metres high and 1.5 metres in front of the board wall. Over each wool table one twin 40W fluorescent fitting is recommended. To get an average illumination in the woolroom of 200 lux one twin 40W fluorescent fitting is recommended every 10M\2 of woolroom floor.

EXTRACT TAKEN FROM "SHEARING SHED DESIGN"
BY IAN SIMPSON. A.W.C.

THE AUSTRALIAN WOOL CRISIS

A huge debate is currently raging in Australia over how to cope with the ever increasing wool stockpile. Among suggestions discussed are the following ;

1. Lower the reserve price once more to 500 cents / kg clean.
2. Removal of the floor price altogether.
3. Strategic slaughter of 40 million sheep - the Australian Wool Corporation has endorsed a 2$ / head slaughter scheme for the humane disposal of sheep of no commercial value.
4. Maintain the 700 cents / kg clean but raise the wool levy to 50%
5. Compulsorily acquire the whole clip so that the AWC can get much-needed cash flow to service its borrowing.
6. The possibility of national production quotas, either voluntary or compulsory.
7. Destroy the stockpile by burning or dumping the bales at sea to stimulate a faster recovery in the market.

A committee of inquiry under Sir William Vines is gathering all these proposals for a report to the minister for Primary Industries, John Kerin. Many Australian farmers feel that the publication of these schemes is undermining confidence in the market and that Australia cannot afford to wait until next July to hear the Vines Committee recommendations. It seems likely that unless some form of action is taken soon by next year the stock pile could reach six million bales.

EXTRACT FROM NEW ZEALAND FARMER
(NOVEMBER 1990)



DO YOUR BEST CHAY ! - THE NATIONAL FLOCK IS GETTING A BIT LATE. (ANNON)

GRASS GRUB UPDATE

My thanks go out to all those who have returned the Grass grub questionaires. The returned forms represent only 25% of those sent out; so if you are one of those who haven't returned your form please do so today.

Of the questionnaires received, 56% report no grass grub problem is present on their farm (or as some put it ... not that we are aware of). A little over 30% of farms had either a severe or high grass grub problem.

From the small number of forms returned, the geographical barrier between East and West Falkland Islands has not affected the distribution of the insect pest. Within the main Islands no pattern as to those farms affected is visible at present. The introduction of and spread of *Malvinius* from East and West Islands to the outer islands would however, seem to have been restricted. All the questionnaires returned from outer islands report no grass grub problem. To confirm if this is in fact the case all outer island farms should complete and return the questionnaire.

The frequency of occurrence and damage caused by *Malvinius* can be summarised (from areas with the greatest damage to the least damage): settlement paddocks > around the house > reseed > surrounding airstrip areas > airstrip. One positive outcome of this (if confirmed by other returns) is that if any control measures are taken, they can be readily applied and the effectiveness easily monitored. This may all need to be taken with a pinch of salt, when all forms are received and examined.

A wide range of control methods have been tried and varied from the use of hens to sheep dip, all of which where effective to varying degrees. The choice of chemicals seems to based on what is available on the farm at the time. Information contained in the questionnaires returned will, in conjunction with suggestions from ADAS (in the UK) be used to recommend suitable insecticides.

An update will appear in next months Woolpress. Any comments on the above please write or telephone 27355.

IF YOU HAVE NOT COMPLETED YOUR QUESTIONNAIRES, PLEASE DO SO AND SEND IT IN TO THE DEPARTMENT AS SOON AS POSSIBLE. I know this is a busy time of year, but it wont take long to fill it in - honest!

GERRY HOPPE
NOVEMBER 1990

ANIMAL BEHAVIOUR

Below are some thoughts on animal behaviour, the role and response of the grazed plant, and factors that affect them both. It may be that not all comments contained in this article are applicable to the situation of extensive sheep grazing systems, but the ideas and results from studies should be understood (if not necessarily put into practice).

When looking at grazing systems there are two main factors to consider: the grazer (animal) and the grazed (plant). An understanding of the behaviour of each may give clues as to the efficient use of both plant and animal and therefore greater financial advantage.

Grazing and the plant

The two major grazing systems used today are continuous and rotational grazing. Both systems may well be used on any one farm. A controlled rotational grazing system appears to return the most benefits over the long term; the pasture is managed so as to increase and maintain high productivity with animal output (wool, milk or meat) per acre also being maintained and optimised.

There is some evidence to suggest that grazing stimulates regrowth. It is suggested by some experimental work that saliva, secreted by the ruminant, can be an important stimulating factor. Trampling, disturbs the soil and, in so doing, the animal helps to distribute and cover seed in preparation for growth when conditions are right. However, excessive trampling can cause serious erosion problems. Urine is high in nitrogen and can add or recycle nitrogen and potassium back into the soil; however, in most cases urine and faeces are localised to areas within the pasture and are thus poorly distributed.

The behaviour of the grazing animal

The behaviour is affected by several important factors. I want to concentrate on seven factors that affect grazing behaviour in the ruminant animal; they are forage availability, prior grazing experiences of the animal, selection and amounts of forage consumed by various animal types, man-made barriers and topography, climate and mixed species grazing.

Forage availability

Merely means that the animal must be able to obtain the material within its reach. It also means that the nutritional concentration of the material must be adequate to meet all of the animal needs within the time eaten. The strategy of the grazing animal is to meet all its nutrient requirements for maximum performance

within the shortest possible time. To do this, the animal must spend very little time searching and walking for its food, yet at the same time, it must minimise the number of bites gathering food by maximising the size of bites.

It has been reported that as pasture availability decreased from 2800 to 370 Kg DM/Ha, grazing time for sheep increased from 8.2 to 12.3 hours. This increased grazing activity is energetically very expensive not counting the decrease in forage intake.
(Note: Intake or the amount of forage consumed is determined by the time spent grazing, the rate of biting during grazing and the size of individual bites.)

Whenever forage availability declines, distance travelled and time grazing increases, bite size declines and therefore bite rate increases . When forage available decreases to a critical level the animal is just not able seek out and find and then eat enough to satisfy its nutritional requirement. The bottom line is that live weight gain (and/or wool growth) declines.

Preference and Prior Grazing Experience

Fresh grass in the spring time gives off a strong yet sweet aroma which even invigorates man himself into doing ambitious activities. A number of factors influence species selectability and include how hairy and stiff the stem or leaves are, and together with a good sense of smell the ruminant animal will seek out certain preferred species before consuming the more prevalent species. This behaviour of seeking out the preferred species appears to change with the seasons. Which species are selected and when for the different animal types and classes within types is an not fully known in the Islands (as in most other extensive range type systems). But it is important.

Selection and Forage Intake

Animals with pointed noses have a greater ability to select higher quality forages and leaves than do animals with wide mussels. Thus sheep and goats can be much more selective than cattle. These differences in grazing are somewhat related to body mass: the smaller animals require greater concentrations of energy than do larger animals, simply because of their greater metabolic activity.

Younger animals, because of inexperience, are less selective but consume more varied diets than older animals. Therefore it is important to provide pasture with ample forage availability. Animals that have a greater opportunity to graze selectively also eat a higher quality diet and have higher intakes; this results in higher productivity / per animal.

A grazing strategy used by some farmers is to give animals with a high nutrient requirement (eg. pregnant ewes) access to ungrazed pastures (be they improved or not) before animals with lower nutrient requirements.

Man-made barriers

Fence lines prevent animals from going into other areas but they may cause patterns of uneven grazing. Fencing should improve herbage utilisation of non-preferred areas, particularly where vegetation is highly variable.

Locating salt and mineral blocks at different spots throughout the pasture helps to promote a more uniform grazing pattern. The position of water as streams or springs is also important. Shelters and wind barriers also affect grazing distribution, as animals will seek shelter in high winds, or heavy driven rain.

Climate

Temperature, is, probably the greatest climatic factor affecting grazing behaviour. As temperature decreases within a range of 20 to -3 C, travel by the animal is decreased. In high temperatures, livestock tend to graze longer during the night and decrease their forage and water intake. Grazing is usually longest in the morning hours after sunrise, followed by long periods of rest.

Mixed species grazing

Evidence suggests that mixed species grazing improves total gains per area. Better utilisation of pasture is achieved as a result of different animal types eating different plant material.

CONCLUSION

Understanding the behaviour of forage being grazed by livestock and the behaviour of the animal grazing the forage should help the farmer make decisions that will ultimately increase income. Correct grazing management is essential. Overgrazing may lead to irreversable damage to the soil, with the result that restoration costs (ie. putting the land back into productive management) are likely to be far in excess of a normal farm budget.

Correct management of pasture and range lands not only leads to increased productivity in livestock but maintains the soil and water conservation, and in some cases may improve them.

G. HOPPE
NOVEMBER 1990

CAPLESS PACKS UPDATE

In conjunction with Falkland Farmers and Horseshoe Bay Farm we hope to be able to press a small number of capless packs this season in order to assess their suitability for Falkland Island woolpresses. I will be bringing back - in January - a small number of capless packs from Bradford designed to fit the Donalds press at Horseshoe Bay. The press will need to be converted in order that the new packs can be used and Falkland Farmers have kindly loaned us a conversion kit.

We hope that by using these packs several questions regarding their suitability in our larger presses and the problems of attaching hoops will be answered. We will keep you informed with progress on this.

D. WEST

STOP PRESS

With the GCSE examinations being extended this year it is likely that we will have spare places for the 1991 ATS (Youth) course, if you know of any young person up to the age of 18 who would be interested in being considered for this please contact myself at the Department of Agriculture.



"AW, BLEEP! SO, IF THE HORSESHOE BAY STRIP IS CLOSED, DO YOU THINK WE COULD BEAM DOWN TO THEM ON 2-METRES?"

(ANNON)

WEST FALKLAND RAM AND FLEECE SHOW

The show will take place in the woolshed at Fox Bay village on 28th December 1990.
Entries may be sent to Fox Bay c/o N. Knight , Coast Ridge Farm before the event, or brought to the day between 9.00am. - 1.00pm. Judging will commence at 2.30pm. - 4.00pm. and be by public ballot.

Prizes will be presented at 6.00pm. in the woolshed.

PRIZE LIST

CLASS I (A) FULL WOOLED RAM HOGGET (A.I. PROGENY)

1st. Prize.	A statuette presented by the Falkland Islands Company Ltd.
2nd. Prize.	One ewe inseminated with imported semen, courtesy of the Department of Agriculture.
3rd. Prize.	£25.00p Presented by the Farmers Association.
4th. Prize.	£10.00p Presented by Stanley Electrical.

CLASS I (B) FULL WOOLED RAM HOGGET (LOCAL PROGENY)

1st. Prize.	Engraved Challenge Shield & Miniature, presented by Mr & Mrs Austin Davies and £50.00 donated by Standard Chartered Bank.
2nd. Prize.	£50.00p Donated by Port Howard Farm.
3rd. Prize.	£25.00p Donated by the Falkland Islands Sheepowners Association.
4th. Prize.	£10.00p Donated by R.M.Pitaluga & Family.

CLASS 2 FULL WOOLED MATURE RAM

1st. Prize.	Falkland (Woolsales) Challenge Cup & £40.00p Presented by Falkland (Woolsales).
2nd. Prize.	£50.00p Donated by the Falkland Islands Development Corporation.
3rd. Prize.	£25.00p Presented by Little Chartres Farm.
4th. Prize.	£15.00p Presented by Stanley Electrical.

CLASS 3 CHAMPION RAM

1st. Prize.	Engraved Shield & £30.00p Donated by the Luxton Family, Chartres.
Runner up.	£20.00p Also presented by the Luxton's.

CLASS 4 HOGGETT FLEECE.

1st. Prize.	£60.00p Voucher Donated by Falkland Farmers.
2nd. Prize.	£40.00p Voucher Also Donated by Falkland Farmers.
3rd. Prize.	Pure Wool Jumper, presented by the Falkland Mill.
4th. Prize.	£20.00p Presented by Cable & Wireless PLC.

CLASS 5 ANY FINE WOOL FLEECE OTHER THAN HOGGETT.

1st. Prize.	`Governors Cup´, Challenge Cup presented by H.E. The Governor & £60.00p Presented by Seafish (Falklands Ltd.)
2nd. Prize.	£40.00p Presented by Seafish (Falkland Ltd.)
3rd. Prize.	£30.00p Presented by Seafish (Falkland Ltd.)
4th. Prize.	£20.00p Presented by Seafish (Falklands Ltd.)

CLASS 6 ANY `B´ TYPE WETHER FLEECE.

1st. Prize.	Engraved Challenge Cup & Miniature presented by Coast Ridge
2nd. Prize.	£40.00p presented by Cable & Wireless PLC.
3rd. Prize.	£25.00p Presented by Cable & Wireless PLC.
4th. Prize.	£15.00p Presented by Cable & Wireless PLC.

ADDITIONAL PRIZES

Rosettes will be presented for 1st., 2nd., 3rd & 4th. prize winners in all six classes except for class 3 where a supreme champion rosette is given. These were all provided by Jim McAdan, Department of Agriculture N. Ireland.

For 1st., 2nd & 3rd prize winners in class 2 trophys are donated by Peter Short, Falkland Supplies.

A challenge cup for the farm with most points in all classes is donated by Mr Owen Summers.
Frazzle will be again appearing in the `Guess the Weight Competition´, by kind permission of Mrs J. Halliday, prize for the `Best Guess´ from Lakelands.
The winner of the `Fleece Weight´ competition will receive £25.00p from Lake Sulivan Farm. Whilst the winner of the `Micron Estimate´ competition will receive £25.00p from the Argos fishing Company.
Mrs Griz Cockwell and Mrs Joyce Halliday have both kindly knitted sweaters to be auctioned for the show funds after the prize giving.
F.I.G.A.S. have once again generously agreed to fly fleeces free of charge.

N.KNIGHT
NOVEMBER 1990

SUMMER MAINTENANCE OF AIRSTRIPS AND PADDOCKS.

Many airstrips and settlement paddocks around the Islands are sown with introduced grass species, which around this time of year begin to produce seed-heads, unless they are cut or grazed.

This reproductive stage of the grass plant has a large effect upon both the individual plant and the grass sward of which it is a part. Throughout the year, the leaves are produced from growing points which remain at or near ground level, where they escape being cut or grazed. The plant is in a vegetative state, and consists of a number of tillers - the individual shoots making up the plant. These tillers are relatively short lived, but are constantly being replaced by new growth.

In spring, the growing point changes from producing new leaves to producing the grass flower, or seed-head. This change influences the whole plant in terms of: tiller production and death, and also digestibility and palatability to the grazing animal. Tillers that produce flowers do not produce any more leaves, and once they have flowered die, due to the shading created by the tall stem which bears the seed-head and its associated leaves. Thus spring flowering can lead to a high tiller mortality, and the survival of the plants, depends on how well new tillers can be established in early summer.

If seed-head production is stopped, by grazing or cutting the plant, more tillers and thus more leaves, will be produced, effecting:

1. a better production rate
2. better ground cover

(assuming growing conditions are favourable).

In short, by preventing grass on airstrips or settlement paddocks from producing seed-heads by cutting or grazing, an increase will occur in :- the number of tillers and leaves, the production and condition of the pasture, and the digestibility and palatability to the grazing animal.

STEVE HOWLETT.
NOVEMBER 1990.

NEW LIFE FOR USED UNIMOGS

A Suffolk based engineering company the Agricultural Machinery Exchange Group are completely rebuilding ex military Unimogs previously owned by German and other NATO armies. John Ball the manager of AMEG knew that large numbers of these vehicles were available in Europe, all were regularly serviced and many of them had covered less than 20,000 km before being replaced by the military.

The Unimogs bought by the AMEG are a military specification version of the 404 model and are left hand drive. The military specification includes syncromesh on all six forward gears, a creeper range, high and low range reverse, differential lock and four wheel drive fitted as standard.

Once a second-hand Unimog is purchased the engineering company strips the vehicle down to a bare chassis and the gearbox is renovated (although in most vehicles the gearbox is still in excellent condition). The next stage is to remove the original Mercedes Benz petrol engine and replace it with a new 100 hp VM Turbo diesel unit. Other modifications include updating the braking system and fitting power steering as standard. The old cab is then completely replaced with a new restyled fibreglass cab built around a steel framework with the following new equipment added ; headlights, steering column controls, fuel tank, direction indicators and a heating system. All cab parts are standard as supplied by leading truck manufacturing companies making it easier to obtain spare parts.

This modified Unimog which has been renamed the Kandhu weighs 2720 kg unladen with a maximum load capacity of 2.7 tonnes. The U.K. price for the Kandhu is £19,250.



D. WEST
NOVEMBER 1990

NEW PRODUCTS

LOAD RESTRAINERS

Marketed by Farm Plan Products Ltd, Gloucestershire is a new product known as the "Loadsafe". Used by many haulage companies, the new system consists of stretch - resistant polyester webbing with anchor clips to secure it to the sides of the trailer, lorry, etc. A heavy duty ratchet tensioner ensures the load is restrained firmly and safely. Two sizes of restrainers are available the LS1 is designed for securing lightweight equipment to a roof rack etc and has a load capacity of 400 kg. The LS2 is designed for securing machinery, bales, etc. and has a load capacity of 2300 kg. The LS1 is available in 4 and 6 metre lengths : the LS2, which incorporates wear sleeves to prevent chaffing, comes in lengths of 6, 8 and 10 metre lengths.

The UK. price ranges from £8.00 to £29.00 depending on load capacity and length. For further information contact the Department of Agriculture.

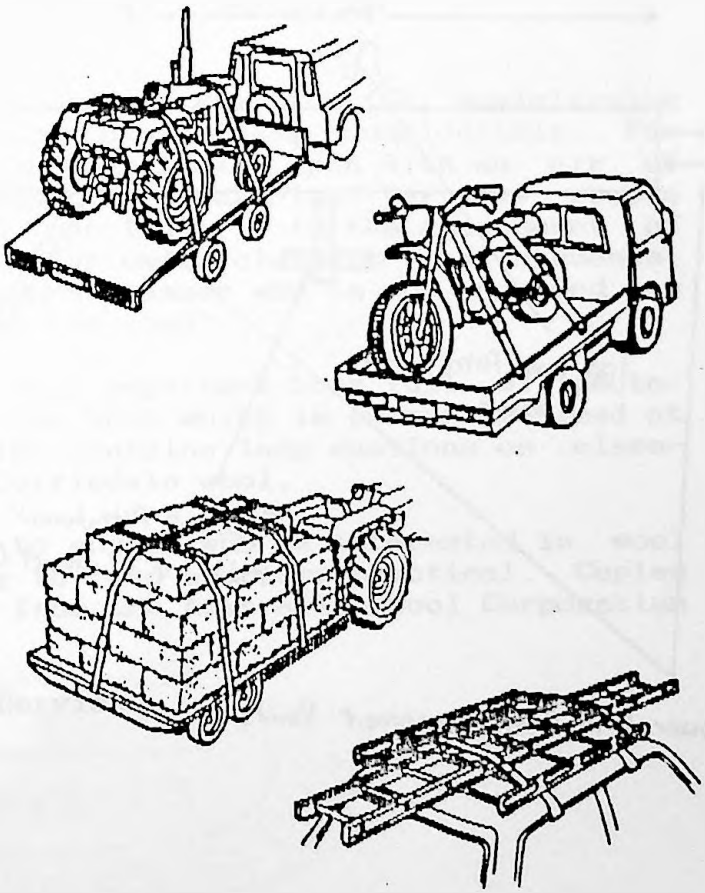

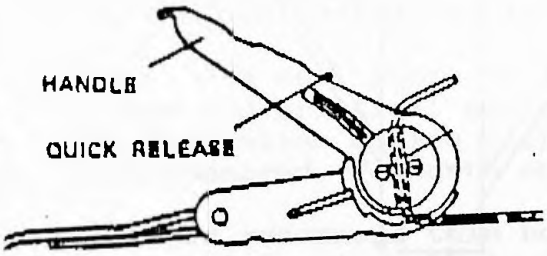

D. WEST
NOVEMBER 1990

HOME GROWN IDEAS

CLEAN CUT PEAT BANK

In last months edition we featured Keith Heathmans peat bucket which illustrated how the standard McConnel arm bucket could be completely re-designed for easier and more efficient peat cutting. As you are aware one of the consequences of using the McConnel arm is an uneven finish to the sides of the peat bank. Terry Clifton decided to design and construct his own attachment to prevent this problem.

Using materials found on the farm, Terry has constructed a highly effective peat bank cutter (see diagram) which attaches to the tractors three point linkage. Prior to cutting the blade is inserted into the bank and dragged along, the McConnel arm (or Keiths' peat bucket) is then used to remove the peat but instead of a ragged bank the face is smooth and straight.

If you would like further information on this device contact the designer Terry Clifton.

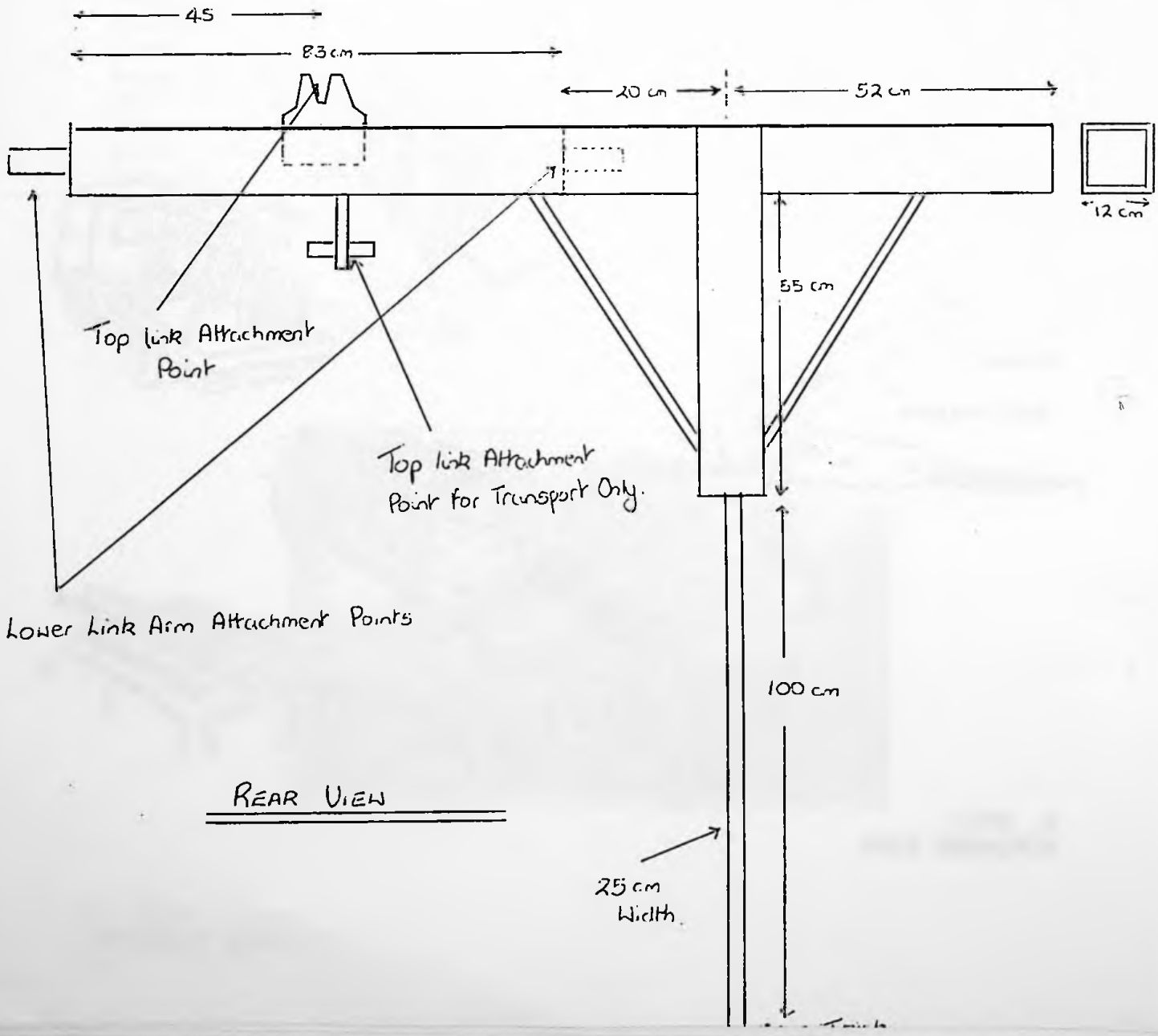

BOOK REVIEWS

AN INTRODUCTION TO PRACTICAL ANIMAL BREEDING [2 ED.]
by CLIVE DALTON.

This book is extremely well written for farmers who wish to understand and practice the principles of modern animal breeding. The genetics theory is kept to a minimum and is included to make animal breeding as effective as possible. There is a clear progression of topics, which cover: Traits in Farm Animals; Basic Biology; Population Genetics, Selection and Breeding; Breeding in Practice and Practical Advice. Clive Dalton works for MAF in New Zealand and includes many appropriate references to sheep and wool.
I recommend this book to every farmer with a serious and practical interest in animal breeding. It is published by BSP Professional Books, U.K. at £9.95.

R.H.B.Hall.

AUSTRALIAN WOOLCLASSING 1990
by THE AUSTRALIAN WOOL CORPORATION

"With the introduction of the Code of Practice for woolclassing in 1986 the role of woolclasser has changed considerably. For many years the woolclasser has been looked upon with an air of mystery : he was viewed somewhat as a magician. Very few people knew quite what he was doing, particularly in the assessment of fineness. This book, written for owner classers and students, details the skills of the modern classer who is now regarded as the quality control manager of the shed".

This is a well produced 150 page paperback book full of photographs and practical advice. The book which is primarily aimed at the Australian Merino clip also contains long sections on classing crossbred, Polwarth and Corriedale wool.

I would recommend this book to anyone who is interested in wool and woolclassing, it is easy to read and very practical. Copies of this book can be obtained from the Australian Wool Corporation at the following address;

Wool Education and Raw Wool Services
Australian Wool Corporation
Wool House
369 Royal Parade
Victoria

D. WEST

SHEEPS HEAD FOR REAL!

Glancing through the August Woolpress, I was highly amused to discover that Mr. David West lives off a diet of sheeps' heads!! It brought back recollections of spending the summer holidays of 1983, working on a farm in Iceland.

Returning to the farmhouse one evening, after a day shifting hay bales, I noticed two sheep's heads sitting at the back door. "Odd?" I thought. The following day at lunchtime, off came the caserole lid and there were the same two heads, in a white sauce!!

Ugh! Mr Pall Petursson the farmer, told me that foreigners could rarely stomach such Nordic delicacies. Accepting a jawbone, I replied that it was much the same as eating any other part of a sheep, which was not really an accurate statement of my feelings at that time!

While scraping about my plate of teeth and sickly sauce, Pall generously offered me the "best bit".....leaning across the table he held out his fork.....on the end of which was an eye!!

I blinked !!

ROBERT HALL
NOVEMBER 1990

RECIPES PAGE

ICED CHRISTMAS PUDDING

Ingredients

1 tbs. glace cherries chopped
1 tbs. sultanas chopped
2 tbs. glace pineapple chopped (I use tin pineapple)
1 tbs raisins chopped
2 tbs rum, brandy or sherry
1 pint vanilla ice cream

Method

1. Place the fruits in a bowl, add the rum and marinate for 2 hours.
2. Place the ice cream in a bowl and beat to soften. Add the fruits and the marinade and mix well.
3. Turn the mixture into a 1 1/2 pint foil basin and freeze.

To serve

Unwrap, and place on a serving dish and thaw at room temperature for 15 mins. Cover the pudding with rosettes of whipped cream, and decorate with cherries and angelica.

JUNE McMULLEN
NOVEMBER 1990

BRANDY BUTTER

Brandy butter is traditionally served with Christmas pudding or mince pies. Preparation time : 10 minutes.

Ingredients

4 ounces butter
12 ounces rich soft brown sugar
1 egg yolk
4 fluid ounces of brandy
grated rind of one orange

Method

Beat the butter with half the sugar. Add the rest of the ingredients and beat well until creamy. This is a hard sauce and will keep for about three weeks if kept refrigerated.

MANDY McLEOD
NOVEMBER 1990

SETTLEMENT WORDSEARCH

by Violet Clarke

N P R U O B R A H W O L L A H S W E
E O S I K E E R A U V A E O H A E A
W R C F H A I I R W X K W A P D S S
I T Z N X V M S P T F E L X O D T S
S S L S I E U C S F D L A G E L P Y
L A B D A R W I N D O A M O C E O E
A N L R R X Z Z E W L N S O H F I V
N C U F E S T L B L L D A S A A N O
D A E V K Z L A I Q S S T E R R T C
S R B Y A X Y B T H T Q U G T M D F
T L E L E O M E E R S E V R R R D F
D O A E L O L F I S L A N E E A A U
R S C V B N F D T E E G D E S F E L
A A H I I I G F G O L D I N G E H B
W E L L E E D I E L A V S S O M E V
O P A L L E A T C A R C A S S O S Y
H E D Q L L Z Z D U N B A R T H O T
T N C B K Q C R M R A H T R O N N A
R T B L U E S O E S T A N C I A N P
O E F O X B A Y V I L L A G E M U Q
P O R T S T E P H E N S F C D E D G

BEAVER
BLEAKER
BLUE BEACH
BLUFF COVE
BOMBILLA
CARCASS
CHARTRES
COAST RIDGE
DARWIN
DUNBAR
DUNNOSE HEAD
ESTANCIA
FITZROY
FOX BAY VILLAGE
GOLDING
GOOSE GREEN
HARPS
HOME FARM
LAKELANDS
LIVELY
MOSSVALE
NEW ISLAND
NORTH ARM
PEBBLE
PORT HOWARD
PORT STEPHENS
PORT SAN CARLOS
RINCON
SADDLE FARM
SHALLOW BAY
SHALLOW HARBOUR
SHEFFIELD
TEAL INLET
WAIMEA
WEDDELL
WEST POINT



Down

1. Lamb sound
2. Sheep breed
3. Volcano
4. Fish eggs
5. Compact disc
6. Song in memory of
7. Anger
8. Male pig
9. Christmas dinner
13. Famous perfume
14. Heap
15. Colour
16. Provides electricity
17. Total wool product
19. Radio transmitter
20. Old Ireland
23. Tea holder?
27. Another shed activity
28. Marking boundaries
30. Silent
31. _ 40 (pop group)
33. Opposite west
36. Best card
37. Stomach food?
40. Danger
43. Group of three
47. A pair
48. Egg layer
51. Not off

CROSSWORD

by Mandy

Across

1. Sheepdog
8. Drinking establishment
10. On your _____ (own)
11. Valuable fur
12. Rim
14. Military jumpers?
17. Flames
18. Wood provider
21. Exist
22. Propel boat from stern
24. Delerium Tremor?
25. Rubber part of wheel
26. Sneak
29. Of horses
32. Not odd
34. Food
35. Top of milk
38. Artificial Insemination
39. Primate
41. Standard Chartered Bank
42. Mark
44. Utilize
45. Three
46. Water mammal
49. New Zealand
50. Intra-Peritoneal
51. At one time
52. Christmas greeting
53. Young goose



MERRY CHRISTMAS AND ALL THE BEST
FOR THE NEW YEAR FROM ALL AT THE
DEPARTMENT OF AGRICULTURE

. . . come bye . . . !!!