

C.S.

PUBLIC WORKS

DEF/FID/2#23

1924.

No.

455/24

*A/E m*

Crown Agents

SUBJECT.

192 4

2nd June,

Previous Paper.

Quotations for erection of  
new drill shed.

*BA*

*13/10/27*

*PA 17/1/25*

MINUTES.

- Crown Agents letter of 2nd June 1924 ----- Encl (1)
- List of farms from which quotations have  
been received ----- (1A)
- Crown Agents Specification ----- (1B)
- Estimate from Messrs Maxwell & Page  
of 15th April 1924 ----- (1C)
- Estimate from Messrs Boulton & Paul Ltd  
of 28th April 1924 ----- (1D)
- Estimate from Joseph Rawlinson & Sons of  
15th April 1924 ----- (1E)
- Estimate from John Syngt. Ltd  
of 15th April 1924 ----- (1F)
- Copies of Plans ----- (1G)

*Submitted  
for C.S.  
18 July 1924*

Note re miniation rifle range: Mr. W. Eraser M.I.C.E. (Privately)  
Chief Engineer at Crown Agents office writes 8 March 1924

Subsequent Paper.

"With regard to the question of damaged tank plates  
suitable for your miniation rifle range, the manufacturer  
would be pleased to supply the 4'0" x 4'0" x 1/4" plates



at their scrap value say about 5/ or 6/ each but  
probably to require to wait a few weeks for them as scrap plates  
are only due to accidents in manufacture. In the range  
in the office I had some of the plates cut in half so as to give a  
height of 6 ft (1 1/2 plates) the window no extra cost & might be  
convenient for your range. If you will let me know in due course  
the size & lay out of the target end of the range I will do my  
best to get the plates & other fitting at a minimum cost.

2. Mr. Smart also said he would make some of fitting for range in his  
own workshop as he had done for range at Col's office.
3. Full information as regards Munications Refl. Range is given in Munications Regulation Part II of  
which a revised edition is being printed.

Mr. Neave

I asked Crown agents to obtain estimates of a building  
suitable as a Drill Hall & <sup>& Munications Refl. Range</sup> ~~Gymnasium~~ & Director of Inspections  
& works at War Office was consulted: he pointed out that combined  
Drill Halls & Gymnasiums are no longer used in the army but sent  
a standard plan which might serve to show the type of building  
which would be suitable. Crown agents have worked on this plan.

1. I had asked for plans of a building big enough to accommodate  
80 men & D.F. & W. <sup>staff</sup> but smaller size suitable for combined purpose  
would be 90 feet by 30 feet wide.
2. I should be grateful if you would be so good as to examine  
plans & plans herein and to advise which building you  
consider the most suitable.
3. It is important that expenditure should be kept within  
reasonable limits & as you know <sup>charge for</sup> ~~fringe~~ & <sup>cost of</sup> ~~material~~  
will amount to a considerable sum.
4. Cost of providing munications refl. range will be comparatively small if  
damaged tank plates are used.

29 July 1924.

Letter from C of Defence Force 30 Jan 1925

" " " " " 23 Feb 1925

(2)  
(3)



H.C.S.

I discussed the plans & models with Mr. Mann & he considered the Messrs. Rawlinsons design for roof was the only one which was suitable for a building of dimensions proposed.

2. I have also discussed plans with O.C. Dyson & suggestions which he has to make are contained in his letters of 30<sup>th</sup> January & 23<sup>rd</sup> February in this paper.

3. Subject to any observations which Colonial Engineer has to make I propose the building should be proceeded with on following general lines.

- (a) Design for roof as prepared by Messrs. Rawlinsons should be adopted including 6" x 3" steel columns embedded in concrete & intermediate steel roof trusses.
- (b) External covering sides & roof with of corrugated iron.
- (c) Lining to height of 5 feet with of match boarding.
- (d) Lining above height of 5 feet with of neponset, sheathing & mortars.



should be placed at such distance  
that they will be capable of taking either  
size of repressor. Filled for enclosing  
joints of repressor can probably be  
provided locally.

(2) Timber floor

(a) Punta Aena timber should be  
used when possible. Colonial Engineer  
thinks it suitable for framing but  
not for floor or lining.

4. Door 5 ft wide can be provided  
but as car trunk plates necessary for  
whole width of building.

5. I have considered site proposed by  
O.C. Dyne Free. The Govt is now  
proposing to purchase a site + the title  
of the site on Crown land as available.

The most suitable site in vicinity of  
Head quarters which is available is  
South East corner of large paddock  
adjoining Govt <sup>(L.S. 15 (S.E.))</sup> ~~House~~. This site has  
advantage of building has even top  
and for accommodation of a large  
number of men + it will make  
excellent for foundations + dwarf wall  
No supplies at lowest possible cost  
from S.I.S. Depot.

7. Colonial Engineer may wish information  
as to cost of steel columns + roof trusses to  
be supplied by Messrs Richardson + if so



The information may be obtained by telegram.

J.M.  
12<sup>th</sup> March 1925.

(from Dundona)  
P.S. Timber required for the building may be added either from Messrs Rawlinson or a firm outside from ~~anywhere~~ <sup>whichever</sup> Colonial Agency with the better cost.

C.S. Referred with plan

J.M. / 12 March 25

The Hon. Col. Secy.,

I beg to submit the following in reference to Messrs Rawlinson & Son's plan of proposed Drill Shed.

2. The method of construction is for wall covering to be laid horizontally, struts not being placed between the studs. Should corrugated iron walling be used struts would have to be supplied. The building does not appear to be lined. As lining is to be fitted it may require that an alteration be made in the depth of windows.

3. Seeing that it is thought advisable to adopt Messrs Rawlinson's design for roof, I would suggest that an order be placed with them for the material for the Drill Shed with the following alterations to specification:-

(a) Wallplates, sleeper plates, studs, rails, etc. not to be supplied (P.A. timber, i.e. local wood, to be used.) (See note, para.4)

(b) Galvd/

9.9  
J.M.  
27 March 1925



- (b) Galvd. iron "weather-boarding", 22 gauge, for exterior wall covering in place of timber weather boarding as shewn in Drawing No. 5925.
- (c) Lining sufficient to line to a height of 5' and "Neponset" sufficient to cover the remaining height of walls to be supplied.
- (d) Louvre ventilators not required. The four opening windows to be of meeting sash instead of casement pattern as specified. The thickness of window frames to be sufficient for galvanized iron "weather-boarding", felt, stud and lining.
- (e) Double doors in place of one 4' door to be supplied. Width of doorway in the clear to be 5'.
- (f) Flooring to be 1" instead of 1½" thick.
- (g) Felt (to be placed between galvd iron weather boarding and studs) to be supplied.

4. With reference to paragraph 2 (a): When considering the difference in cost of timber (deal) which would be supplied by Messrs Rawlinson from cost of Punta Arenas timber the cost of working the timber has also to be taken in-to consideration. Should the order for the Drill Shed, with the necessary alterations to plan, be placed with Messrs Rawlinson & Son, they would assemble the building in England, so reducing the cost of erection in Stanley. In my opinion there would not ultimately be any considerable saving by substituting Punta Arenas timber for deal and on the whole I think it would be better to ask Messrs Rawlinson & Son to supply the building, with alterations as specified above, ready for erection in Stanley.

*Rawlinson*  
Colonial Engineer.

25/3/25.

*Y. A. Submitted*

*[Signature]*

25 March 25



H.E.S.

I discuss with Col. Symonds the possibility of reducing the cost by using Pumba cones timber when possible & I understand the economy could be effected. It is now appears from Col. Symonds Minute that this is not so.

2. There is no objection on the part of the Govt to place the order for the building with Messrs Richardson or to adopt the firm design for roof.
3. A drill hall is required in which provision should be made for a communication with range and Colonial Engineer will be responsible for its construction.
4. Will be please prepare as early as possible plans & specifications of the building which he considers suitable for the purposes contemplated. The plans & specifications can then go to Crown Agents with request that they will call for tenders.

27 March 1925.



C.S.

Accordingly

~~27~~ 27 March 27

The Hon. Col. Secy.,

I regret that in my minute of the 25th I did not state that I considered Messrs Rawlinson's plan of Drill Shed to be suitable and the best of those to hand. I fully agree that the <sup>design of</sup> roof is suitable, being strong and of light construction. I am of opinion that the miniature rifle range can be fitted up after the shed has been erected; the butts will be constructed of timber, sand and iron plates. Particulars of size of range could be prepared and forwarded to Crown Agents (vide His Excellency's minute of 29/7/24 herein) to enable tank plates and fittings to be supplied. Should the Drill shed be placed at the S.E. corner of Govt. Paddock, I do not know whether the noise, when firing is in progress, would be a cause of annoyance to Government House.

2. With regard to comparative costs of S/P timber and red deal. Should local prices have to be paid for timber there would be a considerable saving by use of S/P timber. 12' of S/P, 3"x 4 $\frac{1}{2}$ " costs 4/-, <sup>and</sup> 12' of red pine 3"x 4 $\frac{1}{2}$ ", 11/- from F.I.Co. When buying timber from England the timber can be purchased by the Standard: There are 1760 ft of 3"x 4 $\frac{1}{2}$ " in a Standard and the latest quotations are from £24 to £30 per Standard of this size. The measurement of a standard is about 2.5 tons and freight charges, landed would be about 70/- per ton. Taking middle quality of timber @ £28 per Standard gives the following:

S/P timber.....	3"x 4 $\frac{1}{2}$ "	at Stanley	-/4d	per ft.
R/P from U/K...	" "	" "	-/5d	" "
R/P " F.I.Co."	" "	" "	-/11d	" "

In the case of the Drill Shed the estimated difference in cost as between S/P and R/P timber would amount to about £18, assuming that the R/P were obtained from England.

*R. Saseley*

Colonial Engineer.

28/3/25.



CS In speaking to me this morning you advocated the use of galvanized iron weather boarding the maintenance of courses, <sup>and</sup> lining of matchboarding to the full height of the walls

2. The Governor's wish is to obtain your advice on the Drill Hall which you recommended as most suitable for the purpose in view and which it is proposed that you should erect.

~~Recommendation has been received~~  
 Respected Will you please now give your complete recommendation in concrete form with an estimate of the cost

~~W. H. H.~~ 28th April 24

The Hon. Col. Secy.,

I beg to suggest that the Specification of Messrs J. Rawlinson & Son be approved (Drawing No. 5925) and that their tender be accepted with the following alterations and additions:

- (1) Exterior walling to be of galvd iron "weather-boarding, as manufactured by Messrs Braby & Co., in place of I" rebated and rusticated weather boarding quoted in Specification of 15th April, 1924. Galvd screws and washers for attaching iron weatherboarding to be supplied.







Y.S.  
Submitted.

~~Y.S.~~ 3, March 25

H.P.S.

I can not now call to see Admiral  
Seymour (who has been absent from Stanley)  
until May.

2. Will you please telegraph to Crown  
Agents in name of draft telegram  
attached which has been prepared in  
consultation with Admiral Seymour  
15 April 1925

- Telegram to Crown Agents, 16/4/25. (4)
- Telegram to Crown Agents, 2 June 1925 - (5)
- Telegram from Crown Agents, 10 June, 1925 - (6)

Y.S.  
Submitted  
G.H.B.  
O'Keefe  
11 June 1925



O.S.C./C.S.O.

This quotation is apparently only a few pounds above estimate of Colonial Engineer. Will you please ask him to advise whether tender should be accepted.

W. J. M.  
11 June 1925.

Colonial Engineer,

Referred accordingly.

W. J. M.  
Officer  
11 June 1925

O.I.C./C.S.O.

Quotation by telegram from Crown Agents dated 10/6/25 in the sum of £590 noted.

2. I would suggest that this tender be accepted.

W. J. M.  
Col: Engineer.  
13/6/25.

Y.P.  
Submitted.

Go telegraph C.A. accepting Messrs  
Boston & Rawlinson's tender?

? The time required for delivery (50 days)  
will not allow of material being shipped  
by bagato on 18<sup>th</sup> July.

W. J. M.  
Officer  
15 June 1925

O.S.C./C.S.O.

Will you please telegraph to Crown Agents in  
S.M. that tender at £590 may be accepted

W. J. M.  
19 June 1925



Telegram to Brown agents, 19<sup>th</sup> June, 1920. (7)

Colonial Engineer

For info.

W.H.B.  
O.C.S.

20 June 1925

O.I.C./C.S.O.

Thank you, noted and returned.

*[Signature]*

Col: Engineer.

23/6/25.

Colonial Engineer

*m*

Will you please prepare conforming indent in respect of Drill hall ordered in Telegram of 16<sup>th</sup> April 1925 (Enclosed)

19<sup>th</sup> June

W.H.B.  
O.C.S.

24 Aug 1925

O.I.C./C.S.O.

Draft indent submitted herewith accordingly.

2. A Financial Requisition under Head XIX., Miscellaneous Extraordinary, item 4, Drill Hall, will be required in connexion with the indent.

*Indent No 394 m.p. I 69/25*

*[Signature]*

Colonial Engineer.

Colonial Engineer

25/8/25.

Will you now be so good as to prepare a separate indent for the manufacture indoor range

W.H.B.  
O.C.S.

26 Aug 1925



The Hon. Col. Secy.,

With reference to indent for materials for miniature rifle range, please see His Excellency's minute of 29th July, 1925, herein.

*R. B. Basely*  
Colonial Engineer.

28th August, 1925.

C.I.C./C.S.O.

With reference to our telephone conversation; I now beg to forward the enclosed draft indent for materials for the miniature rifle range.

*Indent 398  
M.P. I 40/25*

*R. B. Basely*  
Colonial Engineer.

31st August, 1925.

*Y.P.*

The following two draft indents prepared by the Colonial Engineer are sent herewith:

- (a) Indent confirming telegram of 29 June 1925 ordering Drill Hall. *M.P. I/64/25*
- (b) Indent for miniature Rifle Range *M.P. I/70/25*

Plan of rifle range is also sent.

*G.R. v.  
O'Connell  
14 Sept 1925*

*[Signature]*  
1 Sept 1925

*Crown Agents Letter of 10<sup>th</sup> June 1925 - Encl (8)*

*Advice of Order Placed 29 June 1925. (9)*

Colonial Engineer

For info.

Will it be necessary to telegraph Crown Agents regarding supply of bolts referred to in paragraph 5 of Encl 8?

*G.R. v.  
O'Connell  
14 Sept 1925*



O.I.C./C.S.O.

Copy of drawing Z 2373 received.

- 2. I do not think it will be necessary for Crown Agents to supply bricks for dwarf walls as they will no doubt be constructed with concrete.
- 3. I should be much obliged if specification I715/I could be retained in this office as it contains much useful information.

*R. S. Soder*  
Colonial Engineer.

18/9/25.

*E. G. Submitted  
9th 13  
O.C.S.O.  
18 Sept 1925.*

O.I.C./C.S.O.

Foundations should be in cement.

- 2. Col. Engineer may retain specification
- 3. With reference to para 6 of my minute of 12<sup>th</sup> March: When an objection to site work is proposed + I shall take up the matter with Col. Engineer + O.C. Dyke for an early date. *A.*

21 Sept 1925

Colonial Engineer

Referred  
*9th 12*

O.C.S.O.  
21 Sept 1925



Thank you. Noted and returned.

Annandale  
Colonial Engineer.

30th September, 1925.

J.P.

The new Drill Hall has now been received (note no. 69/25), and this mt. is brought up for consideration of a suitable site for its erection.

2. In conversation, J.P. has mentioned to me the Customs Saddock between the Public and Post Jetties as a possible situation. I have looked round Stanley with the O.C. Defence Force and have not been able to discover a more suitable one. It has two disadvantages, however: - (a) Distance from the Defence Force St.A. (b) Proximity to the Globe Hotel. The advantages over any other possible site outweigh, in my opinion, these disadvantages, which it may be possible to overcome in the future, should funds be available, by the transfer of the Defence Force St.A., Canteen etc. from the Col. Secy's Office building to the Customs Saddock.

*[Signature]*  
26/9/26

H.P.S. We have visited site proposed in para 6 of my Minute of 12th March 1925 & it is not suitable.

2. The small paddock immediately to east of Customs shed was reported last year by Messrs Smith & Co. as being available. It is no longer available, & the drill hall may be erected there. In the lay out consideration should be given to the possibility of accommodation being provided <sup>at some future date</sup> for Headquarters of Ordnance Mce. There is no intention of this at present but



allowance should be made for possibility of the building being needed on a later date for Headquarters of the Force.

3. It has been the practice for the Reserve of Works, when occasion has arisen, to use the paddock for safe custody of articles but space can be provided if necessary, in vicinity of Salween where jetties in dockyard, a new jetty having now been constructed there.

J.P.  
2 March 1926.

Colonial Engineer.

For your information and guidance in the first instance.

J.P.  
5/3/26

The Hon; Colonial Secretary.

Noted.

2. In my opinion it will be necessary for the east end of the Drill Shed to be about 4 feet from the F.I.Co's wood shed. The run of building to be east and west, and not to follow the run of fence on the south side of paddock. Owing to the <sup>2'</sup> position of the Waiting Room and Lavatories at the Public Jetty it will be somewhat difficult to place the Head Quarters to the north of the Drill Shed, but consideration will be given to this when setting out the site for the Drill Shed.
3. The footings for building can be commenced very shortly after the return of the Mason from Anson, and the erection of building after the return of the <sup>the latter</sup> Carpenters, about September next.

W.P.

W.P.

Col; Engineer  
21/4/26.



O.C. Defence Force

To see, and furnish any observations  
you may have to offer.

*D.*  
29.4.26

Hon, Col, Sec.

I note that the site for the drill hall  
has been fixed for the paddock North of Custom shed,  
this site certainly has the two disadvantages mentioned  
in your minute. In my opinion the distance from the  
Head Quarters will effect us most, not so much for drill  
purposes, as the difficulty in keeping the men waiting  
on for their turn to do firing practice.

I have the honour to request that His Excellency  
may consider to have an earlier erection of the Hall, than  
that suggested by the Colonial Engineer.

*L.A. Watson*

*C. J. B. F.*

August 5th, 1926.

*J.C. Submitted.*

*Present  
11 August*

*O.C. Sec.* I enquired about this mt. a week  
ago, and was informed that it was with the  
O.C. Defence Force. It is most irregular that  
a paper should have been kept all this long  
time.

2. I was anxious to see the erection  
of the Drill Hall proceed with as early as  
possible, and at my request Capt. Watson  
came to see me with this mt. on 3rd inst.  
Unfortunately, it so happens that the Government  
messon is still at Anson, and until he



Inside Minute Paper.

Whom it is not possible for work to be commenced on the footings for the building.

3. Clerk i/c P.W.D. should state when mason can be expected back, and should note that the erection of this drill hall should be given priority over all work not of an urgent nature. If Government carpenters are not available when the mason has completed the foundations, it may prove possible to have the erection done by contract, but before this can be considered I will require to know how the financial provision under Appendix 1 Item 3 stands.

*[Signature]*  
12 Aug. 1926

Clerk in Chg. P.W.D.

For note.  
*[Signature]*

*[Signature]*  
13 Aug. 1926.

O.I.C/Sect. Noted.

2. The Mason has returned from Anson and is now engaged on Dockyard Slip. he is taking advantage of the low tides Then the Town Hall Chimney will be repaired .and Grate placed in Postmasters Quarters which was promised him some time back(They have arrived from England). Then Mason will be able to start on foundations for Drill Shed if site is pointed out to us.

*[Signature]*

Clerk in Charge P.W.D.

26th. August.1926.

Clerk in Chg. P.W.D.

Will you please say how the financial provision under Appendix 1. Item 3 stands. *[Signature]*  
28 Aug. 1926



Hon. Col. Secretary.

The financial Provision  
under Appendix 1. Item 3. stands as  
per attached list.

10.

E. H. Round.  
Clerk & P.W.D.  
31/8/26.

2/6. Submitted.

9/9/26  
O/c Sect.

9 Sept 1926.

O/c Sect. The estimate for this work was  
£1000, of which £700 was estimated to be  
spent in 1925, and £300 provided in the  
1926 Estimates (Appendix 1 Item 3)

2. What amount was the amount of  
Expenditure brought to account in 1925?

A.  
9 Sept. 1926

Clerk-in-Charge, P.W.D.,

Will you please say what  
expenditure was brought to account under Appendix I.  
Item 4, in 1925.

A. S. J.

for C. S.  
10th Sept. 1926.

Hon. Col. Secretary.

Telegram was sent on 19th June. 1925 for materials for Drill  
Hall. I imagine that Col. Engineer would expect this to arrive before end of 1925  
and expenditure on same brought to account.

As it so happened the materials only arrived by S.S. "Bogota" on 14th Jan. 1926.

Therefore no expenditure was brought to account under Appendix 1. Item 3. in 1925.

E. H. Round.  
Clerk in Charge P.W.D.

11th September. 1926.



Y.E.,

Submitted.

A. J. J.  
for C. S.  
11th Sept. 1926.

Off/sect. But Surely the Expenditure shown in  
Crown Agents Accounts for December 1925  
was brought to account in that year?

Do  
11 Sept. 1926

Blank in Chq. P. W. D.

Referred.

W. H. J.

Off/sect.

13 Sept 1926.

Hon. Col. Secretary.

Crown Agents Accounts  
for December 1925. for £517.2.7.

Indent 397 (Drill Hall)

was only received on 23<sup>rd</sup> March 1926.

E. H. Bouno.  
blank P. W. D.

13/9/26.

Hon. Col. Treasurer.

I should be glad if you would be so  
good as to submit for His Excellency's  
information, a statement of all expenditure  
brought to account to date in connection  
with the Drill Hall, separating

- (a) Crown Agents' expenditure from
- local expenditure and (b)



(b) Expenditure brought to account on 1925  
from that brought to account on 1926.

G.K.L.  
Dir/Secy.  
14 Sept 1926.

Hon. Col. Sec.

Cost of materials for Drill Hall  
has been charged to the unallocated  
Stores a/c and will not be charged  
against the item provided in the  
Estimates until the material has  
been issued by the P.W.D.

2. There have been no local  
charges to date. Enclosure II shows  
charges which have been charged  
to the appropriate item on the  
Estimates.

3. Supply of materials in  
1925 appears in the C.A.'s ap's  
for Dec<sup>br</sup>, the cost £517-2-7  
being charged against the U.S.A.  
a/c.

M. Craig-Halkett  
A.C. Secy.  
16.9.26

G.K.L.  
Submitted.

G.K.L.  
Dir/Secy.  
16 Sept 1926.

Dir/Secy. Can Clerk of P.W.D. say what the  
prospects are as regards this work  
being completed during the ~~current~~ current  
financial year?

2. The arrangement by which the cost  
of materials has been charged in the  
first instance to U.S.A. is unduly  
swelling that account, which should be  
relieved of it as soon as possible.



3. The financial ~~position~~ <sup>position</sup> ~~is~~ <sup>was</sup> position, too, does not appear very satisfactory. As far as I can make it out it is as follows:-

- (a) The original estimate for the whole work was £1000, and this amount was provided in 1925 Estimates.
- (b) Later, the revised estimate for 1925 was reduced to £700.
- (c) Actual Expenditure in 1925 was £15.10 only - (11)
- (d) Estimate for 1926 was £300
- (e) Actual Expenditure to date is  $\frac{59}{76}$  - (11)
- (f) Known liabilities are £834 5.5 cost of materials received from Crown Agents but at present charged to A.C. etc
- (g). Anticipated liabilities are:-
  - 1. Cost of materials to be procured locally £?
  - 2. Cost of erection £?
- (h) The amount left to meet the cost of (g) and any unexpected liability is  

$$£1000 - (\text{A.C. } £15.10 + \frac{59}{76} + £834.5.5) = \underline{£149.17.1}$$

4. Mr. Ground, being single handed, is working at very heavy pressure just now, but if he can frame an estimate under 3(g) he should endeavour to do so if and when opportunity occurs.

*R*  
23 Sept. 1926

Clerk in Chg. P.W.D.

Preferred.

*G.H.*  
21/9/26  
21st Sept 1926.



The Hon. Col. Secretary.

With reference to para 1 of His Excellency's minute I consider that only the foundations not the erection could be completed during the current financial year.

2. With reference to para 3 (g) It will be necessary to have site pointed out and see what excavations necessary, Cement etc required for foundations also labour before an estimate can be arrived at.

3. As to the cost of erection if not done by P.W.D. Carpenters when they return from Anson it will be necessary to call for Tenders and when Tenders are received the cost of erection could then be arrived at.

4. I would suggest in any case that materials be bought out under Item provided in the estimates before the end of the year as the amount is swelling the Unallocated Stores Account.

E. H. Bound.

Clerk-in-Charge P.W.D.

29th September 1926

g.2  
S. L. M. I understand that a site has been selected opposite to the offices of the Calicut Island Coy: this might be communicated to W. Bound who should then give his estimate as early as possible of the cost of such work in regard to foundations as it will be possible to carry out this year.

2. ~~Approximately~~ ~~at least~~ The cost of this work should be well within the provision of £ 300 (less 7/6) for 1926.

3. The simplest course - and also the



more correct - will then be to revoke the balance required to complete the work in the Estimates for 1927 including the value of materials to be bought out of the Unallocated Stores Account.

Yours

29.9.26.

M.H.

1. Is Clerk i/c P.W.D. in a position to arrange for work on the foundations to be started before the Colonial Engineer returns from leave about 6th November? If so, I will indicate to him the exact site marker at an early opportunity on the ground, when O.C. Defence Force should arrange to be present.

2. I agree with you para. 3.

J.D.  
1 Oct. 1926

Clerk i/c P.W.D.

Please say.

J.M.H.

G. Col. Sec.

1.10.26



g. s.

I saw W. Bouch this morning and understand that he does not think that he is or will be in a position to deal with this matter of the foundations of the Drill Hall before the return of the Col. Engineer

2. He has estimated that the cost of the work stands as follows :-

Charges to date £15. 17. 6 - vol 11

Materials £834 5 5 - vol 10

Foundations £100 to £150

Excise £250 to £300

3. In M.P. 471/26 to which this M.P. is

attached I have recommended the insertion of the following subhead under Appendix I of the Estimate <sup>of Expenditure</sup> £

1927 :-

Orig Est.	Rev. Est.	Est. to 31.12.26	Est. for 1927
£1,000	£1,250	£150	£1,100.

gms

8.10.26.



C.S.O. No. 453/24

Sheet No. 14.

Above minute op<sup>d</sup> by H.E. in H.P. 441/26.

Ind  
2.

11.10.26.

Cont 1/2 P.4-D.

Please see

Yullin

G. Col. Sec.

11.10.26.

Hon. Col Secretary.

Thank you. seen.

E. H. Bound.

Clerk-in-Charge P.W.D.

12th October. 1926.

H.E. I called for this M.P. to-day as we really must try to get a move on with the erection of this building. We visited the Customs Paddock accompanied by Colonial Engineer and O.C. Defence Force this evening. After some discussion the site for the Drill hall was selected with due regard to surrounding buildings, and the possibility of H.E. being transferred to the Customs Paddock at a later stage. Mr. Gasley was going to arrange for the site to be marked out, and to consider the best means of erection i.e. whether departmentally or by contract.

2. Colonial Engineer does not appear to have seen this M.P. since his return from leave. It should now go



to him for consideration and report. He  
showed note particularly the financial  
position

*J.*  
6<sup>th</sup> April, 1927

Col. Engineer

Respectfully please

Julius

Q. Col. Sec

7. 4. 27

The Hon; Colonial Secretary.

Noted.

2. The site will be set out and, levels taken as soon as possible.
3. When the nature of sub-soil and extent of foundations required has been ascertained an estimate of cost will be submitted.

R. B. Ascher

Colonial Engineer.

II/4/27.

Early

Col. Engr.

In conversation this evening you expressed  
the fear that the site selected might prove to be  
'made' or reclaimed ground and as such difficult in  
which to place satisfactory foundations for the drill hole.

2. Will you please report as early as possible  
the nature of the sub-soil with especial regard to  
the matter in hand?

3. A possible alternative site is the paddock  
to the south of the Deans as mentioned verbally.  
11. 4. 27 J. M. Miller  
Q. Col. Sec



The Hon. Col. Secy.,

With regard to the site in the Paddocks to the North of the Custom Shed. The sub-soil consists of ashes and rubbish, to a depth of from 6'6" to 8', when shingle and clay is found. The foundations would require to be 10' to 13' deep to bring the floor up to the level of the crown of Ross Road and the expense would be considerable, consequently I am unable to recommend this site.

2. The specification requires dwarf walls of 2'6" deep to be built, and the estimated cost of material and labour for this work is £116. The estimate for additional foundations cannot be given until the site has been selected, as the nature of the sub-soil and run of land requires to be known.

*R. B. Asaley.*

Colonial Engineer.

19th April, 1927.

y. 8.

*J. B.*  
Suggested. The site on the Custom Paddock should be definitely abandoned in view of Col. Engineer's report as to the nature of the sub-soil.

*J. B.*  
2. I fear that the Drury Paddock is scarcely suitable either on the score of drainage likely to arise from water.

3. The only alternative site that appears suitable is that originally contemplated by



See the Middleton is Gov. House paddock or property  
in Nageyni Valley near the S. Improvement Works  
office.

4. I will consider further in loco with  
Col. Pyrie at the O. C. Defense Force.

Yours  
20. 4. 27.

H.C. I quite concur, ~~and~~ <sup>but</sup> I am  
sorry that it has not been possible  
to settle this point before I leave  
the Colony.

H.C.  
20 April, 1927

Col. Pyrie

For note please.

Yours

Col. L. L.

21. 4. 27.

O.I.C./C.S.O.

Thank you, noted and returned.

Apprasley

Colonial Engineer.

23rd. April. 1927.

H.C.

Submitted for your Excellency's further  
directions.

H.C.

officer

26 April 1927



4 11. 5. 27.

1/2 26. 4. 27.

V.G.

Paper brought up as directed.

G.H.B.  
Dy/Secy  
11<sup>th</sup> May 1927.

Offic. Secy.

Please at Col. Pyman at

D.C. Ince Ave to see me in this  
connection at 11 a.m. on Wednesday

next to 18<sup>th</sup> May.

J.M.B.

16. 5. 27.

V.G.

Paper submitted in connection with  
Gen. Breckinley's interview with Dy/Secy  
Ince and Colonel Pyman this morning.

G.H.B.  
Dy/Secy  
18 May 1927



Off. Co. Sect.

I discussed this matter in loco with  
Col. Pyriew and O.C. Defence Force this morning.  
The site in the South-East corner of Col.  
Thorne paddock appears suitable except, perhaps,  
on the score of possible nuisance to Col. Thorne.

2. O.C. Defence Force is, however, opposed  
to this site on the ground of distance. He is  
of opinion that the new drill hall would be  
used more effectively in result if sited in  
a more central position in the town.

3. He is going to consider the advisability  
of a further alternative site near the "Speedwell"  
on a parcel of land which is being offered  
for sale by the Estate Robson. The suggestion  
is that if considered suitable this site might  
be purchased for accumulated Defence Force  
funds. Col. Pyriew is also going to consider.



4. I hope to due come to have an opportunity of inspecting this land.

b.f. 25. 5. 27

per 18. 5. 27.

2/6. Paper brought forward as directed.

G.H. G.  
Officer  
23 May 1927

Off. Sec.

I visited the "Speckett" site this morning. Please ask Col. Engineer for report as to its suitability etc.

2nd

26. 5. 27.

Colonel Engineer.

Accordingly  
G.H. G.  
Officer  
26 May 1927



The CIG/CSO.,

Noted.

2. I visited the site on the 13th of May and beg to submit the following report.

3. The land in question is shewn on the Town Plan, as being in Section B, Lot 1, Crown Grant 178, with north boundary (John Street) of approximately 1.2 chain or 80 feet, and east boundary (Villiers Street) of approximately 2.1 chains or 139 feet, giving an area of approximately .25 acre.

The size of the Drill Shed is 96'6" x 33' and if it were erected on this site there would be ample room for an additional building.

Soundings for depth of foundations and actual levels have not been taken, but, from the position and nature of the surrounding land the depth of sub-soil to solid bottom should not be excessive. The fall of land is approximately 1 in 7.5.

4. At present the Government holds no land in a central position in the town and, in my opinion, it would be an advantage if this site were procured, provided that the purchase price does not exceed the rate of £1000 per acre.

*R. M. Asely*  
Colonial Engineer.

27th May, 1927.

*Y.C. Submitted.*  
*GRH/14*  
*Of/CSU*  
*28 May 1927.*



Off. Yc. Sect.

We are unlikely to obtain a better site for the new drill hall at 1 trust that it may be possible to acquire it at a reasonable figure and that there will be no serious objection on the score of nuisance.

2. Subject to H.E. Re former's approval, I have authorized O.C. Defence Force to make a purchase offer for the site of £ 250, payable from Defence Force funds.

J. W. D.

30.5.27

O/C Defence Force,

for info and report in due course.

G. H. J.  
O/C Secy  
30 May 1927



Hon. Col. Sec.

I have made a tentative offer to day for land in question as authorized.

W. Weston  
C/o F. I. B. F.  
1st June 1925

£ 23. 6. 27

£ 13. 6. 27.

Spoke O.C. Dupue from 15.6.27. He is endeavoring to obtain a reply to his offer for the site and will continue so to endeavor.

15.6.27  
Please let me know when you hear if the owner of the site in question is willing to sell it or not, as much as possible. Please expedite this matter A.H.  
H.A.C.S.  
J.M.D.

O.C. Dupue Force

Please see what do all that is in your power to expedite the matter.

J.M.D.  
C. I. B. F.

16.6.27.



Inside Minute Paper.

Hon, Col, Sec,

I have to day received the reply from Mr Gresham to my tentative offer made on the 1st, June to buy piece of land from the Robson Brothers. I forward reply herewith, and regret not being able to get answer at an earlier date.

12.

*W. W. W. W.*  
O/C F.I.D.F.  
4.7.27

*H. L. Smith. That the Drill Hall  
be erected in the Deering Park.*

*W. W. W.*

4.7.27

*Ex. Engineer.*

*You are sending the*

*Drill Hall at with doubtless*

*desire to have access to this*

*place.*

*W. W. W.*

*W. W. W.*

4.7.27



Hon. Colonial Secretary.

Noted. Work on foundations for drill hall commenced on 4th July, 1927.

2. Now that the site has been definitely selected and work put in hand, I beg to attach a financial statement and estimate for the erection etc. of the building. It will be seen that £400 is available for erection on the original estimate of £1,250. The estimated cost of erecting complete is £500 as attached Basis of Estimate, and I submit that the balance of £100 required may be granted from the money allowed for the installation of an incinerator under Appendix I, Improvement Works, as recommended in M.P. 142/25. 13.

3. The question of drain for W.C's and Urinals will have to be considered in conjunction with the Headquarters, which, if erected, should be sited on the East of the hall. The drain could then be utilised for picking up the Deanery and houses at West end of Marmot Row. Estimated cost of this sealed drain (to be included in estimate for Headquarters) is £90.

*G. Roberts*  
Executive Engineer.  
5th July, 1927.

*y. e. Submitted. I fear that the excess  
on Appendix I item i is unavoidable and the  
Executive Engineer may proceed on the assumption  
that it will be approved up to £100*

*YES*



Inside Minute Paper.

When incurred it will be covered by

Special Grant to rise in due course.

2. As the erection of the Amoy

Wade bridge is now being undertaken by

Government the provision for this service under

Appendix I Item 11 will be considerably

exceeded and I think that it will be

necessary to seek the sanction of the

S. F. S. specially there to.

yes.

3. At the same time sanction for

this amount might also be sought.

yes.

4. In any case it is preferable

in my opinion that the expenses on

these two schemes should be well covered

at least covered by equivalent receipts

on Item 3. "Planty Improvements Works"

yes.



or that some of the money available  
can be expended to great profit.

J.M.S.

7. 7. 27.

Hand C.S.  
See notes in margin.  
A.H.  
27  
7

Executive Officer

S. I. Works.

Recalled on 21/7/27  
for insertion of Recd (a)  
to  
J.S.

Please note.

J.M.S.

G. W. Co.

8. 7. 27

Ltr. from O/C. Defense Force of 21 July 1927 14.

4  
28. 7. 27  
27- 7. 27



y. 2  
 her 14 submitted.

2. Provision is made under  
 Article I para 1 of the Order of  
 the Expenditure of the Colony for  
 the Drill Hall in the sum of  
 £ 1100 in 1927 at 1 Mill  
 but the excess not exceeding £100  
 shall be charged in the same way.

3. y. 8. has already approved of  
 the Defence Force Headquarters being erected  
 at a cost of £ 750 of which  
 amount provision in the sum of £ 500  
 will be included under Article I of  
 the Order of the Expenditure of the  
 Colony in 1928 the balance of £ 250  
 being met from accumulated Defence Force



frank,

July 2

C.S.O. No.

Sheet No.

Inside Minute Paper.

28. 7. 27

Nov. 5

Approved  
all.

27 27  
7

~~Executive Engineer~~ CMB Noted 29/7/27

O.C. Dufferin Force

The Treasurer

For work

W.L.H.

By G.H. Lee

29. 7. 27

Hon. Col. Sec.

Noted.

W.L.H.  
O/C 4. 2. 27

30. 7. 27

Hon. Col. Sec.

Noted.

M. Craign Hartman

Treas.  
2. 8. 27

Minute from Ex. Engineer dated 8 Aug 1927

15-17



Hr. Treasurer

Please withdraw adjustment  
voucher and pass to Ex. Engineer  
for note

J. M. M. J.  
CS.

10. 8. 27

~~Executive Engineer.  
S. I. S.~~

Adjustment vouchers withdrawn  
and papers passed to you.

M. Braique Harbets  
Treas.  
10. 8. 27

Hon. Colonial Secretary.

Noted & returned

C. Roberts.  
EXECUTIVE ENGINEER, IMPROVEMENT WORKS.

- 1879. Memo from Ex. Engineer of 12/8/27
- 20. Copy of G. R. of 15/8/27
- 21-22. Despatch to S. of S. no 148 of 19/8/27

Hr. Treasurer.

Please see

J. M. M. J.  
CS.

19. 8. 27



Hon. Col. Sec.

Seen.

Mr. Craigie Kalkera

Treas.

19. 8. 27.

19. 12. 27

20. 8. 27

By. By.

With reference to your remarks of

3. 9. 27 in M.P. I 69/25 attached with you

please state the other cost of this

work as completed?

J. J. J.

6. 9. 27

Hon. Colonial Secretary.

The skeleton building, comprising all materials shown in M.P. 69/25, is erected.

2. The Drill Hall is not yet complete ready for handing over. Internal and external painting is in hand and there is minor work to do on gutters and flashings, concrete steps, alterations to fences around and clearing up.

3. The total expenditure to 31st August, 1927 on the Drill Hall is £1,337. 2. 5. Further work to do on gutters and flashings, steps and fences etc. will be £12. 17. 7., making a total expenditure of £1,350., as shown on attached statement. 23.

4. With



4. With regard to the Miniature Rifle Range I was not aware that the fixing of this in the Drill Hall entailed a great expense until some little while after preparing the estimate dated 5th July, 1927. Only the ironwork, wheels and wires have been sent for this. A large quantity of timber baulks and scantlings (to be purchased locally) will be required for the target end, firing end and firing platform.

5. Although no provision was made in the estimate for fixing this gear, I had hoped that it would be possible to do this with savings effected on the erection of the main building, but adverse weather conditions prevailed throughout the whole period this building was under erection which retarded the work, and the work has taken longer than I had anticipated. Consequently there will be no saving on the estimate of £500 for the erection etc. of the building.

24.

6. An estimate, amounting to £55. 0. 0., is attached for fixing the miniature range complete showing also the timbers required, together with drawings of the range which were obtained from the Public Works Department.

7. I submit that I may be informed whether I am to proceed with the fixing of the miniature rifle range and whether funds are available for this.

*S. Roberts.*  
Executive Engineer.  
7th Sept 1927.

Encl.  
Statement of expenditure. (Reel 23)  
Estimate for Range. (Reel 24)



Plans & Drawings of Min. Rifle Range.

25.

Minute from Ex. Engineer dated 6. Sept. 1927.

26-28.

The Treasurer

Please withdraw signed  
adjustment vouchers herewith, and pass to  
Sec. Coy. for note.

2. Sec. Coy. may proceed with  
installation of the Minuteman Rifle Range  
on the assumption that the necessary  
funds will be available.

3. You will observe that the  
licence cost of the Drill Hall completed  
will run amount to £14 05 of which  
£13 89 2<sup>d</sup> 6<sup>d</sup> will be chargeable during  
the current year. A further S. G. for  
£55 will come in due course at



The S. J. S. duly addressed with the  
view to obtaining the necessary  
additional covering authority.

Y. M. S.

8. 9. 27

Executive Engineer.

Adjustment vouchers withdrawn  
and papers passed to you.

M. Srinivasan

Treas  
9. 9. 27

Hon. Colonial Secretary.

Noted and returned.

2. Work on installing the miniature rifle  
range is in hand.

29. 3. Special Warrant, in triplicate, for  
£55 submitted.

4. The drawings of the rifle range have  
been withdrawn from M.P. for use during  
erection of range.

C. Roberts.

Executive Engineer.  
12th September, 1927.

Mr. Treasurer

Please withdraw S. D. at

from Co. Co. for work.

Y. M. S.

14. 9. 27.



Hon. Col. Sec.

S. W. 30/27 withdrawn.

M. Brajraj Kulkarni

Treas.

15.9.27

Executive Engineer.

Passed to you.

MCH

15.9.27.

Despatch to S. of S. No. 182 of 14/9/27. 30-31.

Mr. Treasurer

Mr. Cyprian

To see

J. M. M.

Executive Engineer.

22.9.27

Seen and passed to you.

M. Brajraj Kulkarni

Treas.

26.9.27

Hon. Col. Sec.

noted thank you

G. Roberts

E.E. 28.9.27



32-34. Memo from Ex. Eng. 5/10/27

Hon Treasurer.

For withdrawal of adjustment  
voucher and to pass to Executive  
Engineer to audit.

W.H. 1/3  
10.10.27 for C.S.

Executive Engineer.

Adjustment voucher withdrawn  
and papers passed to you.

M. George Hallett

Treas.

11.11.27

Hon: Colonial Secretary

Noted & returned

E. Roberts

Executive Engineer.

12/10/27

35 3 Drawings of Miniature Rifle Range. recd 27/10/27.

36 Statement of expenditure for Oct 1927.

37 Copy of Adjustment Voucher dated 25/10/27

38 Minute from Ex<sup>e</sup> Engineer dated 25/10/27

Building complete (as cost £ 1404 i 5/7

as against the revised estimate of £ 1405

J. W. D.

28.10.27



Col. Pyman.

Please with draw drawings

of photographs at work that you will  
be responsible in future for the upkeep  
and maintenance of the new Drill Hall.

2. I have handed over the key  
direct to Capt. Weston, O.C. Defence Force,  
who is arranging for a formal opening of  
the Drill Hall on or about the 3<sup>rd</sup> November.

3. P. Py for work.

*[Signature]*

The Hon. Col. Secy.,

Noted.

2. Four photographs and 2 drawings,  
together with 2 lists of detailed parts have been  
withdrawn accordingly.

28. 10. 27.

*[Signature]*

Colonial Engineer.

31st October, 1927.

Ex. Engineer, S.I.W.,

To you accordingly.

*[Signature]*

Col. Eng. 31/10/27

Hon: Colonial  
Secretary.

Noted.

*[Signature]*

EXECUTIVE ENGINEER, IMPROVEMENT WORKS.

31/10/27



P. H. J.  
1. 11. 27.

39. Defence force notice of show. 1927.

Executive Engineer.

Will you please supply  
description of building for insurance  
purposes.

G. H. J.  
17. 11. 27 for CS

Hon: Secy: Secretary.

This information has been  
sent down.

L. B. H.  
Secy Executive Engineer  
17/11/27.

40. No 101  
Despatches from S. of S. of 24/10/27

Hon. Treas.

Local Auditors.

Per note

J. H. J.  
6. 12. 27



Local Auditor

Noted and passed to you.

M. Braj Kulkarni

7. 11. 27

Hon Col. Sec.

Notes

M. Braj Kulkarni

10. 12. 27.

Minute from CC. FSDG. 17/6/29

41-2.

Colonial Engineer.

For your observations

Please.

G.R.B.

Ag. C.S.

19. 11. 29

Hon Col. Sec.

I consider the price very reasonable.  
this Dept could not do the work cheaper

C. E. Roberts

C.E. 26. 11. 29.

Hon Treasurer.

Do you agree to the allocation  
of the expenditure as proposed please?

G.R.B.

Ag. C.S.

26. 11. 29



Hon. Col. Sec.

I am unable to agree that the structural alteration proposed is a proper charge against item 9. The provision is for Gymnastic apparatus only.

W. Brian Hallett

27. 6. 24.

Colonel Engineer,

Is there any surplus available in your vote for defrayal of this expenditure? The work could be undertaken or forwarded by

Capt Watson,

W.B.H.

29. 6. 24.

3. VII. 24

Hon. Col. Sec.

Submit this be charged to Minor Works P.W.R. XVIII under which I have available £67-10-0

If you agree I will raise a F.R. for £12-0-0

C. Roberts

B.E. 3.7.24.

W.B.H. Submitted for approval

W.B.H.

29. 6. 24.

3. VII. 24



Non C.S

Approved.

H.B.

(427)  
7

Colonel Engineer? CMB 5-7-29.

C/o Defence Force.

For info.

G.R. 18

A.P.S.

3. VII. 29

Hon Col Sec.

F.R. will be prepared for approval.

When the work is completed the C/o Defence Force will apply to this office for the P voucher

C. Roberts.

C.E. 5-7-29.

C/o Defence Force

Is you accordingly

CMB

C.E. 5-7-29.

Hon. Col. Sec.

Noted and returned.

D.R. Watson

C/o G. D. Force.

5-7-29.

P. A.  
8/7/29





ALL COMMUNICATIONS  
TO BE ADDRESSED TO THE  
CROWN AGENTS FOR THE COLONIES,  
THE DATE OF THIS LETTER BEING QUOTED  
AND THE FOLLOWING REFERENCE 68 Z/Falkland Is. 1715.  
TELEGRAMS, "CROWN, LONDON."  
TELEPHONE, 7730 VICTORIA.

4, MILLBANK.  
WESTMINSTER.  
LONDON. S.W. 1.

2nd June 1924.

Sir,

I have the honour to state that, in compliance with the request you made to us when you were in this country, we have obtained tenders for the materials required for a new Drill Hall. We regret the time which has elapsed in obtaining these tenders but we have only recently received a quotation from Messrs. Burt, Boulton & Haywood who are the only firm in this country who can tender on the Cuypers system.

2. The following papers are enclosed:-

- (a) Copy of tender form issued to Tenderers.
- (b) Schedule of Tenders received.
- (c) Copy of Burt, Boulton & Haywood's Annex No. 969.
- " " " " " Drawing No. 969
- " " " " " Drawing No. 969/D
- (d) Copy of Maxwell & Fage, Specification and drawing.
- (e) Copy of Boulton & Paul's Specification and 2 drawings.
- (f) Copy of J. Rawlinson & Sons Specification and Drawing No. 5925
- (g) Copy of J. Lysaght Ltd. Specification and Drawing No. 14137.

You will see from the tender form that tenders were invited for a Drill Hall in accordance with our Drawing No. Z.2172 which indicated the building required in outline and which you approved when you were in England.

We

The Colonial Secretary,  
Falkland Islands,

hul



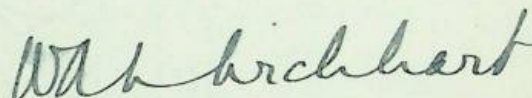
We should like to direct your attention to the fact that Messrs. Burt, Boulton & Haywood are the only firm who have provided in their tender for an inside lining in addition to the external weather boarding. You will also observe that Messrs. Rawlinson's tender provides for steel columns and steel roof trusses as they consider that the span is rather too great for timber trusses.

3. We propose to take no further steps in this matter until we hear from you again.

I have the honour to be,

Sir,

Your obedient servant,

A handwritten signature in cursive script, appearing to read "W. A. Birchhart".

for Crown Agents.



Falkland Islands  
1718/1

DRILL HALL

1A

Liverpool

London

Messrs. Maxwell & Page      £410. 0. 0 (Extra for timber floor £87.10.0)      42 days

Messrs. Boulton & Paul      £426. 0. 0. (Extra for timber floor £119.0.0)      *28 days*

Messrs. J. Rawlinson & Sons      £427.10. 0 (Extra for timber floor £98. 0. 0)      42 days

Messrs. J. Lybacht Ltd.      £452. 0. 0 (Extra for floor £182. 0. 0)      45 days

Messrs. Bart, Boulton & Haywood      ~~£262. 0. 0~~ (Extra for timber floor £75. 0. 0)      *56 days*

*£714-1-0 (see firm's ltr 23/5/24)*



THE CHIEF ENGINEER,

W

Office of the Crown Agents for the Colonies,  
4, Millbank, Westminster, London, S. W. 1.

Falkland Islands 1715/1

The above file mark must be quoted on all communications regarding this contract.

To:—

~~Messrs. J. & W. Hayward Ltd.,  
Solicitors,  
10, Abchurch Lane, London, E.C. 4.~~

1B

Indent No.

Dated.....

Account

Dept.

Tender to the Crown Agents for }  
the Colonies for the supply of }

DRILL HALL IN "CUYPERS PATENT CONSTRUCTION"

FOR INSTRUCTIONS AS TO TENDERING, SEE BACK OF LAST PAGE.

NO. OF ITEM.	QUANTITY.	DETAILED DESCRIPTION OF ARTICLES.	RATE.	AMOUNT.
		<p>Unless otherwise stipulated in the Crown Agents' Specification the address must be stencilled or painted on all articles or packages, and a detailed list of the contents enclosed. Paper or Parchment labels are not to be used. Articles which are loose or bundled and are too small to bear the address are to be marked with metal labels securely fastened with wire. The Port of destination must be clearly marked on all packages in letters at least two inches high. It is essential that the full period required for delivery should be stated on the tender and a sufficient margin to cover contingencies should be allowed. Your attention is directed to No. 2 of the General Conditions of Contract on the back of this page.</p> <p>1. The contract is for the supply of the materials for a drill hall complete in every respect and ready for immediate erection in the Colony (Bricks and concrete for foundations only excepted) and is to include all timber in framing, roof trusses, purlins, weather boarding, door and window frames; 20 B.G. corrugated steel sheets to roof complete with fastenings, 20 B.G. steel ridge, 12B.G. gutters and downpipes, round steel bar ties to roof trusses; and all other details and fittings required for the building. A heating stove suitable for burning peat is to be supplied complete with steel flue carried 3 ft above the eaves. The guttering</p> <p style="text-align: right;">Carried forward . . . . .</p>		



NO. OF ITEM.	QUANTITY.	DETAILED DESCRIPTION OF ARTICLES.	RATE.	AMOUNT.
		Amount brought forward . . . . .	£	
		<p>and down pipes are to be suitably arranged to lead the rainwater into No. 2 - 200 gallon galvanised water tanks which must be included in the tender.</p> <p>2. Except where varied by the conditions of this Specification all applicable descriptions, conditions and stipulations of the Crown Agents' Specifications stated below will be binding for the work:</p> <p>Corrugated sheeting, Crown Agents' Specification No. 1 dated July, 1923.</p> <p>Steel tie bars, gutters and downpipes, Crown Agents' Specification No. 2 dated July 1923.</p> <p>Timber, Crown Agents' Specification No. 3 dated June, 1914.</p> <p>3. A sufficient quantity of wood preservative to be provided for application in the Colony.</p> <p>4. Fully dimensioned drawings and specifications in duplicate showing clearly what it is proposed to supply must accompany the tender.</p> <p>5. All materials must be packed, piece small in bundles to reduce shipping space, and must be carefully marked for re-erection.</p>		
		Amount carried forward . . . . .	£	



NO. OF ITEM.	QUANTITY.	DETAILED DESCRIPTION OF ARTICLES.	RATE	AMOUNT.
		Amount brought forward . . . . .	96	
		6. Erection drawings in triplicate must be supplied.		
		7. Bricks are not available in the Falkland Islands and the contractor is to state in his tender the number of bricks required for building the foundations.		
		8. An additional price is to be quoted in the tender for the supply of a timber floor for the building.		
		9. Early delivery is required.		
		Amount carried forward . . . . .	£	

WINDMILL LIMITED  
LONDON



DRILL HALL FOR FALKLAND ISLANDS.

Extras to Contract.

Quotation:-

34 Square  $1\frac{1}{4}$ " x 6" flooring F.O.B. London for

£75. 0. 0. net.

Material required for foundations.

90 cub. yards of concrete foundations

i.e. 180 sacks or 17 tons Portland Cement

112 $\frac{1}{2}$  tons Ballast.

---



JOSEPH RAWLINSON &amp; SONS,

GARSTON SAWING &amp; PLANING MILLS,

CONTRACTORS.

GARSTON.

Telegrams: "Woodcutter, Liverpool."

Telephones } 67 Garston, Office and Works,  
139 do. Residence.

LIVERPOOL, 15th April 1924

The CHIEF ENGINEER.  
The CROWN AGENTS for the COLONIES.  
MILLBANK, WESTMINSTER.

Dear Sir,

PARKLAND IS. Reon 1715/1 : DRILL SHED.

We enclose herewith our estimate, blue print no. 5925, and specification for steel and timber-framed Drill Hall 96'0" x 32'0" x 9'0" high to square.

Your drawing shews the sides and ends timber framed resting on brick foundations, but for such a length without any partitions we feel that the building would not be sufficiently strong to withstand the wind pressure, and have introduced 6" x 3" steel columns which would be embedded in concrete, and a dwarf wall carried up in concrete between the columns to the bottom rail of the side framing.

The main horizontal timbers would be 5" x 3", and the studs to door and window openings 4" x 3"; intermediate studs 4" x 2" about 3'6" centres to take the weather boarding.

The seven intermediate roof trusses to be light steel framed to scantlings shewn all arranged for bolting together at site.



## FALKLAND ISLANDS Reqn 1715/1.

Two sets of gable rafters to connect to tops of gable stanchions.

The purlins would be timber 6" x 3" secured to 6" x 6" angle purlin cleats bolted to rafters

All necessary galvanized corrugated 20 gauge steel sheets laid with  $1\frac{1}{2}$  corrugations side laps, and all necessary fastenings for securing to timber purlins.

One line of 20 gauge galvanized steel roll ridge, and two lines of 18 gauge 6" galvanized half-round gutter, with all necessary stop ends and outlets; two stacks of 4" dia 18 gauge galvanized rainwater pipe and shoes complete and all necessary pipe clips and gutter straps.

Two circular rainwater tanks 3'0" dia by 4'6" high of  $\frac{1}{8}$ " plate galvanized after being made.

We have been unable to get a price in time for the stove suitable for burning peat, but have included in our estimate the prime cost sum of £10 (Ten pounds) which would be subject to adjustment.

One 18 gauge ungalvanized stove pipe from stove to about 3'0" above roof, including any necessary flashing.

All ungalvanized steelwork would be painted one coat of red oxide paint before delivery and sufficient paint for two coats at site would be supplied.

The outside of the building would be covered with 1" rebated and rusticated weather boarding with nails for securing to studs.



## FALKLAND ISLANDS Reqn 1715/1.

One door and frame 4'0" x 7'0" complete with hinges and lock complete.

Twelve windows as shewn 5'0" x 4'0" complete with casings, with sufficient 21 oz. glass and putty for glazing at site. Six of the windows to be made to open either singly as shewn or in pairs, fitted with brass hinges, small bolts, casements stays and fastens.

Sufficient Carbolineum or other approve preservative to be supplied to give the whole of the timber two coats after erection.

The timber in framing and purlins to be white deal or spruce; weather boarding and joinery to be Red deal.

The whole of the framing and steelwork to be marked where necessary to facilitate erection at site.

As we suggest substituting concrete for brickwork the information about the number of bricks will not now be required.

For the timber floor for which we have to quote extra our price is £95 (NINETYFIVE POUNDS) and we have covered for 5" x 3" joists laid at 15" centres and covered with 1" nominal best quality imported white boards with sufficient nails for laying.

If the timber floor is substituted it would mean three dwarf walls from the fottings to the underside of the floor joists.

Yours faithfully,

*Joseph Rawlinson & Sons*



No.

455/24

It is requested  
that, in any refer-  
ence to this letter,  
the above Number  
and the date may be  
quoted.

MINUTE.

17th October 1924 19

From Colonial Treasurer

Stanley

To

THE COLONIAL SECRETARY,

Stanley, Falkland Islands.

---

Can you conveniently furnish this department with particulars regarding the charge of £3. 8. 4d, appearing in the Crown Agents <sup>July.</sup> August A/cs for Drawing Office charges in connection with proposed Drill Hall.

*K. W. Thompson*  
Colonial Treasurer



C.S.

Temporary packet  
No. 455/24

1924.

SUBJECT.

192

Defence Force Drill Hall.

Previous Paper.

MINUTES.

y.g. 17. P. 455/24 to I think with Your Excellency.  
Would Your Excellency be pleased to give instructions regarding the attached charge. Should a special warrant be prepared under Public Works Extraordinary?  
W.P. 17  
for C.S.  
17 Oct 1924

H.P.S.

The Com agents in their letter 68 Z/72/1715 of 2<sup>nd</sup> Am, which is in MP 455/24, sent out plans for a drill hall. They had previously at my request prepared drawings on which plans were based. The expenditure can be charged to Head XIII Item 9. Incidental expenses.  
Th. 20 Oct 1924.

The paper is with me.

Subsequent Paper.



Hon Colonial Treasurer

For wife

W. H. M.

for C. B.

20 Oct 1924

---

Hon Col Secretary

holiday

H. C. Chey.

for reasons.

20/10/24.





Head Quarters.  
Falkland Island Defence Force.

January 30th<sup>1</sup>/<sub>2</sub> 1925

His Excellency The Governor,  
Government House.

Sir,

AS requested I have looked over the plans of proposed drill hall. The favoured plan of Rawlinson & Son would appear to be a suitable building and give adequate accomodation for drilling, shooting Range and Gymnasium for the training of the Defence Force.

I sybmit for your consideration a few suggestions for minor alteration in plan.

1. Louvre Ventilators would not be necessary in view of four windows to open, these to be sash windows instead of casement.
2. Two stoves would be required for heating, with brick chimney instead of metal pipe.
3. Width of door to be 5ft, to admit Gun carriage.
4. Flooring to be 1<sup>1</sup>/<sub>4</sub> inch instead of 1 inch.
5. I consider the Site for the Hall most important, and in order to use the hall to best advantage suggest that it may be as near to Head Quarters as possible, the Site to the West of Harbour Masters house, or directly behing the house occupied by Captn Howatt or lower portion of Malvina paddock would be most suitable.
6. I have consulted with tradesmen in reference to materia and they agree that Puntarenas wood could be used for framing, but favour the material as indicated on plan.

I have the honour to be Sir,  
Your obedient servant,

*W. Watson*  
C/o J. L. S. F.



O.C. F.I.D.F.

The very important matter of a minimum rifle  
range on which your advice was sought is omitted  
altogether from this report. Information is required  
as to number + size of targets general lay out of  
range construction of ~~range~~ <sup>stop built</sup> etc. etc. In  
~~range~~ <sup>stop built</sup> damaged bunk plots 4'0" x 4'0" x  $\frac{1}{4}$ " thick  
can be obtained at scrap value about 5/6 each

AJ

13 February 1925.



13



Head Quarters.

Falkland Island Defence Force.

23rd. February 1925

His Excellency

The Commander in Chief.

Government House.

Sir,

*sent with papers  
M.*

I am forwarding herewith drawing of miniature Indoor range as suitable for the Defence Force.

The targets used are of thin card and mounted on one of the travelling wire systems so that no mantlet for markers is required.

The screen behind targets could be made of Punta Arenas boarding filled with sand, this saves splinters damaging the floor.

The platform would be portable made of any rough material with a thick cocoa Matting for lying on.

In view of ~~low~~ low cost of steel or iron plates I propose to have these full width of room height of 8 ft. Musketry regulation say 6ft, clear on each side of targets to a height of 12ft.

I have the honour to be,

Sir,

your obedient servant,

*D. R. Watson Lieut.*

Commanding F. I. D. F.



455/24.

4

TELEGRAM.

From : The Colonial Secretary  
To : The Crown Agents for the Colonies.

Dispatched : 16th April, 1925. Time 2 pm  
Received : ... .. 192 Time.

CROWN  
LONDON

YRYTUNYSET XAIEREZIVU IMERLOLOEJ OVALJOWDAN HIEOTCOFOR  
JUFASTOUAZ HANGAAVSJE EZORENYSET XOMYFVYMBU UVCAJMUJOX  
GYBREGIORH EJAPYTRUCU IDZMEUMOMU CAZAZAVBEA MAIHAGUAGY  
HENCABRABY AMWYURAJYC UKPUNTRUCU LIVIEKAEUS UTWODGREFU  
AMRIPVATOY ZARKAKUPNU DYNIE

Meaning:

With reference to your letter of 2nd June No. 1715 Drill Hall please obtain quotation from Rawlinson for building including timber floor as in drawing No. 5925 with following modifications firstly external covering to be galvanized iron weather boarding as manufactured by Braby and Company secondly walls to be lined inside with felt and  $\frac{3}{8}$  inch matchboarding.

Colonial Secretary.



5

**TELEGRAM.**

The Colonial ~~Secretary~~

From : The Crown Agents for the Colonies.

To :

~~2nd June,~~ \_\_\_\_\_

5. 5 pm

Dispatched : ... ..

192 Time.

Received :

192 Time.

CROWN

LONDON

YLOYFEZIVU IMERLUOVPI DYNIE

Meaning:

With reference to <sup>my</sup>~~your~~ telegram of the 16th April  
Drill Hall when may reply be expected.

Colonial Secretary.



(6)

TELEGRAM.*From :* The Crown Agents for the Colonies.*To :* The Colonial Secretary.*Dispatched :* 10th June,192 5. Time 4.30  
pm.*Received :* 11th June,192 5. Time 10.40  
am.

SECRETARY

PORTSTANLEY.

YNOYDLUDCE EZIVUIMERL MORTON UTWOD RAWLINSON

AVBEASMARF EPWREWIDEP ONTRAECKK WACIUELYZO EJWEN

Meaning:

With reference to your telegram of 17th April lowest tender Drill Hall Morton with Rawlinson as sub-contractor £590 (sterling) delivery 50 days.

Crown Agents for the Colonies.



455/24.  
TELEGRAM.

7

From : The Colonial Secretary  
To : The Crown Agents for the Colonies

Dispatched : 19th June, 1925. Time 3.15  
Received : ... .. 1925. Time pm.

CROWN  
LONDON

YNWYVEZIVU IMERLTAAWL AYGAWWIDEP ONIRAMECUC ACNOXDYNIE

Meaning:

With reference to your telegram of 10th June Drill Hall tender at 590 pounds (sterling) may be accepted

Colonial Secretary.





8

ALL COMMUNICATIONS  
TO BE ADDRESSED TO THE  
CROWN AGENTS FOR THE COLONIES.  
THE DATE OF THIS LETTER BEING QUOTED  
AND THE FOLLOWING REFERENCE: 862/Falkland Is. 1715  
TELEGRAMS. "CROWN, LONDON."  
TELEPHONE, 7780 VICTORIA

4, MILLBANK,  
WESTMINSTER,  
LONDON, S.W. 1.

10th June 1925.

Sir,

I have the honour to acknowledge the receipt of your telegram dated 17th April reading as follows:-

"Referring to your letter of 2nd June No. 1715 drill hall please obtain quotations from Rawlinson for building including timber flooring as in drawing Number 5925 - with the following modifications first external covering to be galvanized iron weather boarding as manufactured by Braby & Co., secondly walls to be lined inside with felt and 5/8 inch matchboard. Colonial Secretary."

2. Tenders have been called for in accordance with your instructions and we have today sent you the following telegram:-

"In reply to your telegram dated 17th April lowest tender drill hall Morton with Rawlinson as sub-contractors £590 delivery 50 days."

3. We are sending you by this mail, but under separate cover, a velograph copy of our drawing No. Z. 2373 shewing in detail the Drill Hall upon which tenders were invited. This drawing is a copy of drawing No. 5925 quoted in your telegram but modified in accordance with your requirements. Seven tenders

/have

The Colonial Secretary,  
Falkland Islands.

u.s.c.



have been received and the lowest is that of Messrs. Francis Morton & Co., amounting to £590 with delivery in 50 days. The works of Messrs. Francis Morton & Co., who are structural steel contractors, adjoin the works of Messrs. Rawlinson & Co., who are contractors for timber buildings, and these two firms usually cooperate for composite structures of steel and timber.

4. We trust that the above drawing correctly represents your requirements and we propose to await your instructions before taking any further action.

5. About 2,000 bricks will be required if the dwarf walls under the timber floor are carried out in brickwork. We are not arranging to supply these, until we hear further from you as possibly concrete could be substituted with economy.

6. We should perhaps point out that only one door is provided to the building, and in this country a single door would not be considered an adequate exit from a building which may occasionally be used for public purposes.

I have the honour to be,

Sir,

Your obedient servant,

*W. A. Wicheart*

for Crown Agents.



9

M/P. 455/25.

(9)

Advice of Order placed.

Morton and Co. Drill Shed I. 18/8/25. Cost 4590-0-0.

Vide. Col; Sec; telegram. 19th June 1925 .

Tender form and specification withdrawn.

In Colonial Engineer's Office Large Cabinet under "Military."

Col: Engineer.

30/9/25.



The following charges have been received from the Crown Agents .

● Indent 397. Drill Hall.

Crown Agents Account for December 1925.	£517. 2. 7	
January. 1926	77. 0. 0	
	20. 15. 11	
	135. 13. 1	
	8. 10. 8	
	5. 7	
	2. 1. 4	
	<u>£761. 9. 2</u>	
(Local) Landing and Storing	26. 2. 11	£787. 12. 1

Indent. 398. Miniature Rifle Range.

Crown Agents Account for January 1926	£2. 0. 0	
February 1926.	10. 8. 8	
	15. 0. 0	
	5. 9	
March. 1926	6. 5. 4	
	5. 4. 1	
	6. 0	
	1. 1. 6	
	10. 4	
April 1926.	2. 8	
(Local) Landing and Storing	2. 12. 6	
	<u>£43. 16. 10</u>	by D Shipping Advices £46. 13. 4

All c/a a/c not received.

*ht only minor changes outstanding  
pd.*

*E. J. Bourne*  
Clerk in Charge P.W.D.  
31st August. 1926.

26

787. 12. 1
46. 13. 4
<u>834. 5. 5</u>

1100

834. 5. 5

150

265

1100

|| £ 1,000    £ 1250    £ 150    £ 1100 ||



Details of amounts charged against  
"Appendix I, 4 Drill Hall".

1925.

July,	Waterlow & Sons		
	Litho abd Specifications		£ 2.12. 0.
"	Stone and Colquhoun		
	Tracing		7. 6.
Oct.	Crown Agents Drawing Office		6. 0. 0.
Dec.	Do.	Do.	6.10. 6.

---

Total for 1925 £ 15.10. 0.

1926

Mch	Crown Agents Drawing Office		7. 6.
-----	-----------------------------	--	-------

---

Total to 31st May 26 £ 15.17. 6.

---

All above are Crown Agents Charges.  
There are no local charges to date.

16th September, 1926



Stanley, Falkland Islands.

4th July, 1927.

Dear Sir,

With reference to your letter of the 30th May, I now beg to inform you that I have been unable to obtain any answer from the Robson brothers at Port Louis regarding the offer made therein. As they seem unable to accept the offer I have not communicated with Mr Michael Robson on the subject.

(I understand that other arrangements have now been made.

I am,

Yours faithfully,

(Attorney for Michael Robson.

The Commanding Officer.

(F.I. Defence Force.

(Stanley



DRILL HALL FOR FALKLAND ISLANDS DEFENCE FORCE.

APPROVED ESTIMATE..... £1,250. 0. 0.

Expenditure incurred to 4th July, 1927.

Year 1925... Treasury postings. ...15.10. 0. 2 s d
" 1926... " " " 7. 6. 15. 17. 6.

Year 1927.

Drill Hall complete landed Stanley.787.12.1.
Minature Rifle Range. 32.10.8.
Winder wheels etc. for range. 14. 2. 8
834. 5. 5.
£850. 2. 11.

AMOUNT AVAILABLE ON ESTIMATE FOR ERECTION ETC. .... £400. 0. 0.

ESTIMATE FOR ERECTION ETC.

94 cubic Excavations for dwarf walls and paths @ 5/- 25. 10. 0.
48 1/2 cubic Concrete foundations for drawf and sleeper walls, stanchions, paths, steps etc. @ 4. 194. 0. 0.
Work in connection with transport and checking materials from Customs Shed. 10. 10. 0.
Erection of steelwork and sheeting. 80. 0. 0.
Laying joists, flooring and internal matchlining. (Contract let for this work) 49. 0. 0.
Internal and external painting. (Contract let for this work). Labour. 72. Materials. 27. 99. 0. 0.
£456 0. 0.
10% Contingencies etc. 46. 0. 0.
TOTAL..... £502. 0. 0.

FURTHER AMOUNT REQUIRED....(say) £100.

A. Roberts.
Executive Engineer.
5th July, 1927.





COLONIAL SECRETARY'S OFFICE  
14 JUL 1927  
FALKLAND ISLANDS

Head Quarters,  
Falkland Island Defence Force,

July 11th, 1927

The Hon,  
The Colonial Secretary,

Sir,

In view of the expenditure on new drill Hall and proposed head quarters, I beg to ask if it could be considered possible to charge a proportion pf the cost of these buildings to the Dependencies.

The Dependencies are entitled to the services of the Defence Force if required, and the occasion did arise in January 1920 when a serious strike broke out at South Georgia. Owing to the unexpected arrival of the Dartmouth (Light Cruiser) however obviated the necessity of sending to Stanley for assistance.

I am Sir,  
your Obedient Servant,

*B. R. Waterhouse*

Commanding F.I.D. Force.



(15)

APPENDIX I. Item I. DRILL HALL FOR FALKLAND  
ISLANDS DEFENCE FORCE.

Estimate. .... £1,250.  
Probable further amount required. £100.

STATEMENT OF EXPENDITURE INCURRED DURING JULY, 1927.

Expenditure incurred to end of previous month. £. s. d.	Expenditure incurred during July.						Work.	
	Description.		Amount.		Total.			
	£.	s.	d.	£.	s.	d.		
850. 0. 5.	Labour.						Excavating for concrete foundations.	
	W.E. 7/7/27.		25.	18.	4.			
	Stores.						Laying concrete foundations for dwarf and sleeper walls etc transport of materials to site	
	Pick handles etc.		4.	3.	0.			
	Labour.							
	W.E. 14/7/27.		28.	4.	10			
	" 21/7/27.		17.	13.	2			
	Stores.							
	40 casks cement)							
	22 c.yds.sand. )		82.	9.	5			
	43 c.yds stone. )							
	Lorry stores.		3.	16.	9.			
	27 yds run concrete blocks 9"x6"		4.	10.	9.			
	153 No. concrete building blocks		23.	7.	9.			
	96 yds run concrete blocks 9"x4½"		12.	9.	11.	172.		12. 7.
	Labour.							Erection of steelwork, framing and sheeting.
	W.E. 24/7/27.		16.	0.	2.			
	" 28/7/27.		16.	10.	6			
	Stores.							
	Hack saw blades		3.	1.				
	Smithy stores.		6.	0.				
	Lorry stores.		1.	9.	33.	1. 6.		
	Establishment charges.			9.	9.	0.		
850. 0. 5.	TOTAL.		239.	6.	1.			

TOTAL FOR JULY 1927..TWO HUNDRED AND THIRTY NINE POUNDS  
SIX SHILLINGS AND ONE PENNY).

		£.	s.	d.
1925...	Crown Agents drawing office charges.	2.	7.	6.
1926...	" " " " etc.	15.	10.	0.
P.W.D. (1927...	Drill Hall landed Stanley.	787.	12.	1.
Unalloc.	Minature Rifle Range.	46.	10.	10.
ated stores.		850.	0.	5.
To be issued to Appendix I. Item I.				

*C. Roberts.*  
Executive Engineer.  
8th August, 1927



(Form R).  
(Rule 342).

M. 455/24.

167

Adjustment Voucher No.....

COLONY OF THE FALKLAND ISLANDS.

HEAD OF SERVICE

XX. APPENDIX I

SUB-HEAD

I. DRILL HALL FOR DEFENCE FORCE.

To the Honble. the Treasurer,

You are hereby authorised to make the following adjustment

Description  
of  
Transaction.

Charge the above head with the sum of TWO HUNDRED AND THIRTY NINE POUNDS SIX SHILLINGS AND ONE PENNY, and credit Head XX. Appendix I (5) Stanley Improvement Works, with a similar sum, being expenditure incurred on building etc. Drill Hall during July, 1927.

£ 239: 6: 1.

By Command.

*JUL*

Colonial Secretary

Date 10<sup>th</sup> August, 1927



No. \_\_\_\_\_

(It is requested that, in any reference to this minute, the above Number and the date may be quoted).



MINUTE.

8th August, 1927

From Executive Engineer,

To

Improvement Works,

THE COLONIAL SECRETARY,

Stanley.

Stanley, Falkland Islands.

M.P. 455/24.  
DRILL HALL.

Submitted.

Adjustment voucher (5 copies) for £239. 6. 1 charging Head XX. Appendix I Drill Hall, and Crediting Head XX. Appendix I (3) Stanley Improvement Works, together with a statement of expenditure incurred by this Department on the erection etc. of the Drill Hall during July, 1927.

*E. Roberts.*  
Executive Engineer.



FALKLAND ISLANDS.

1927

No. 23.

SPECIAL WARRANT.

*JMS*  
*02 0/7 +* Governor.

Date 16-8-1927.

TO THE HONOURABLE  
THE TREASURER.

Whereas it has become necessary, in the interests of the Public service, to incur certain Expenditure, not sufficiently<sup>a</sup> provided for in the Estimates, ~~and~~ ~~not~~ ~~forth~~ ~~in~~ ~~the~~ ~~subjoined~~ ~~Schedule~~,<sup>b</sup> in anticipation<sup>c</sup> of a vote of the Legislature<sup>d</sup> and of the approval of the Secretary of State:—

a. to remain only in case of an excess on a vote.  
b. to be struck out if complete authority has been obtained c or d if either partial authority has been obtained.

You are hereby, on my personal responsibility, authorized and required to pay from the Treasury the sum of **Two Hundred and thirty four** Pounds **two** ----- Shillings and **six** ----- Pence and to charge it to the Heads and Sub-heads of the Expenditure specified in the Schedule.

And for so doing, this, together with the proper Accounts, Certificates and Acquittances, shall be your sufficient warrant and discharge.

Schedule.

Particulars of Service.	To be charged to		£	s.	d.
	Head.	Sub-Head.			
RILL HALL FOR FALKLAND ISLANDS DEFENCE FORCE. <u>Erection etc.</u> Appendix I. (I.) Erection of steelwork and sheeting.			42.	12.	11.
Laying joists, flooring natchlining etc.			49.	0.	0.
Internal and external painting.			99.	0.	0.
Contingencies.			43.	9.	7.
			<b>£234.</b>	<b>2.</b>	<b>6.</b>

Signature of the Officer submitting the Schedule for Warrant. } *Li. Roberts.*  
Executive Engineer.

Date 12th August, 1927.

(Special warrants are to be prepared in triplicate. One copy to be filed in the Office of the Colonial Secretary, one in the Treasury, and one to be furnished to the Audit).



(19)

No.

(It is requested that, in any reference to this minute, the above Number and the date may be quoted).

MINUTE.

12th August, 1927

From Executive Engineer,  
Improvement Works,  
Stanley.

To

THE COLONIAL SECRETARY,  
Stanley, Falkland Islands.

M.P. 455/24.

XX. APPENDIX I. ITEM (1).  
DRILL HALL FOR FALKLAND ISLANDS DEFENCE  
FORCE.

Submitted.

Treasury Warrant (5 copies) for amount approved to be spent on above item this year (£1,100), together with Special Warrant (3 copies) for £234. 2. 6., which figure includes the £100 excess on the erection etc. approved in M.P.455/24., and which, with the £15. 17. 6. spent in previous years, makes a total estimated expenditure on the above item of £1,350. 0. 0.

2. The above estimated amounts of £1,100 and £234. 2. 6. will be expended this year.

*C. Roberts,*  
Executive Engineer.

Encl.

Treasury Warrant  
Special Warrant.



(Form E.)

# FALKLAND ISLANDS.

## REQUISITION TO INCUR EXPENDITURE.

ORIGINAL.

DUPLICATE

HEAD OF ESTIMATE APPENDIX I.

{ Treasurer's

SUB-HEAD I. DRILL HALL FOR FALKLAND ISLANDS DEFENCE FORCE.

{ No. 56 }

State in detail, service or article, &c., on which the amount is to be expended.

Estimated Cost.

£ s. d.

### DRILL HALL FOR FALKLAND ISLANDS DEFENCE FORCE.

Steel and timber framed corrugated step pattern iron building 96'x 32' for Drill Hall landed Port Stanley.

787. 12. 1.

Minature Rifle Renge landed Stanley.

46. 10. 10.

Erection etc.

Excavations for foundations.

23. 10. 0.

Concrete foundations, transport etc.

204. 0. 0.

Erection of steelwork etc.

38. 7. 1.

£1,100. 0. 0.

N.B.—When this space is insufficient, sheets should be attached, but the sum total shown on this.

Vote on Estimates. } £100: 0: 0. Expenditure authorised to date. } £ : : Balance available. } £1,100: 0: 0.

Comments of Treasurer in submitting to Governor.

Signature of Head of Department.

C. Roberts.  
Executive Engineer.

Balance available as stated. Special Warrant will be necessary to complete the work.

Date 31st July, 1927

M. Craig Hallock

Decision of Governor.

Treasurer, 15/8/27.

Date \_\_\_\_\_ 19\_\_

J. J. +  
Governor.

16. 8. 27



924

GOVERNMENT HOUSE,

STANLEY,

19th August, 1927.

FALKLAND ISLANDS.

No. 148.

Sir,

I have the honour to refer to the item included under Appendix I (Works to be carried out from expenditure met from Surplus Balances) of the Estimates of the Expenditure for 1927 "1. Drill Hall for Falkland Islands Defence Force - £1100" and to inform you that it is now estimated that a total expenditure of £1,350 will be required to complete this work.

2. I should explain that the revised estimate of the cost of the work was set at £1,250 in the Estimates for 1927 but that this figure was calculated during the absence on leave in the United Kingdom of Mr. R. B. Baseley, Colonial Engineer, and has been found on examination by Mr. G. Roberts, Executive Engineer in charge of the Stanley Improvement Works, to whom the execution of the work has been entrusted, to be inadequate.

3. I am satisfied that the estimate as revised by Mr. Roberts is sound and as economical as possible and I have authorised him to proceed with the work on the basis of it.

4. I should further explain that the total actual expenditure on this account up to the 31st of December, 1926, amounted to £15 17s. 6d, only  
and /

THE RIGHT HONOURABLE

L. C. M. S. AMERY, P.C., M.P.,

SECRETARY OF STATE FOR THE COLONIES.



and not to £150 as estimated at the time of the preparation of the Estimates for the current year. I have given my sanction therefore to the expenditure during 1927 of the sum of £1,334 2s. 6d, on this work and to the issue of a Special Warrant in the sum of £234. 2s. 6d, chargeable also against the accumulated Surplus Balances of the Colony, to meet the excess that will thus be occasioned under item 1 of Appendix I.

5. I would ask your covering authority to my action in the matter and would say that the additional expenditure is in my opinion fully justified and unavoidable, and can without difficulty be provided from the source indicated.

6. I have to add that the Drill Hall with its indoor Miniature Rifle Range is rapidly nearing completion and will be a boon much appreciated by the members of the Defence Force to which, incidentally, there has been during the past few weeks a considerable access of recruits.

I have the honour to be,

Sir,

Your most obedient,

humble servant,

ARNOLD HODSON.



## DRILL HALL FOR DEFENCE FORCE.

EXPENDITURE STATEMENT.

Work.	Estimate. (Forwarded with report dated 5th June, 1927).			Expenditure.		
	£.	s.	d.	£.	s.	d.
Crown Agent's charges 1925 and 1926.	15.	17.	6.	15.	17.	6.
Cost of Drill Hall landed Port Stanley.	834.	5.	5.	834.	2.	11.
<u>Erection etc.</u>						
Excavating for foundations, dwarf walls etc.	23.	10.	0.	24.	3.	0.
Concrete foundations and blockwork, for dwarf and sleepers walls, stanchions, etc. & transport materials.	204.	10.	0.	199.	1.	2.
Erection of steelwork, sheeting, stove etc.	80.	0.	0.	100.	6.	10.
Carpenters work. Laying floor joists, flooring, felting and matchlining, windows, doors etc.	49.	0.	0.	52.	2.	0.
Internal and external painting. Labour...£72. Materials...£27.	99.	0.	0.	99.	0.	0.
Establishment charges.	43.	17.	1.	9.	9.	0.
	<hr/>			<hr/>		
	£1,350.	0.	0.	£1,337.	2.	5.
<u>Further work to carry out after 31/8/27.</u>						
<u>Erection etc.</u>						
Guttering and flashings to building, concrete step, alterations to fences, making good and generally clearing up.			----	12.	17.	7.
	<hr/>			<hr/>		
	£1,350.	0.	0.	£1,350.	0.	0.

Contract let and painting work in hand.  
The £99 has been shown as expended although  
contract has not yet been paid.

*Er. Roberts.*  
Executive Engineer.



MINIATURE RIFLE RANGE.

ESTIMATED COST OF FIXING. (LABOUR AND MATERIALS).

TARGET END.

3 No. Timber scantlings, 20 ft x 4" x 3"	per ft run. @ 8d.	2.	0.	0.
2 No. " " 9 ft x 6" x 3"	@ 11d.	16.	6.	
3 No. " " 6 ft x 6" x 3"	@ 11d.	16.	6.	
100 ft run. Timber, 6" x 1".	@ 4½d	1.	17.	6.
3 No. Timber baulks, 16 ft x 8" x 8"	@ 3/4d.	8.	0.	0.
30 ft run. Timber, 3" x 3".	@ 6d	15.	0.	
32 ft run. Timber, 6" x 1".	@ 4½d	12.	0.	
14 lbs. 6" wire nails.	@ 3d. lb.	3.	6.	

FIRING PLATFORM.

200 ft run. Timber, 4" x 3".	@ 8d.	6.	13.	4.
500 ft " " 6" x 1".	@ 4½d	9.	7.	6.
14 lbs. 5" Wire nails.	@ 3d. lb	3.	6.	
14 lbs. 2½" " "	@ 3d."	3.	6.	

FIRING END.

3 No. Timber scantlings, 4" x 3"	@ 8d.	1.	4.	0.
2 No. " deals, 9" x 3"	@ 1/6d.	1.	7.	0.
7 lbs. 6" wire nails.	@ 3d.	1.	9.	

MATERIALS.....	£34.	1.	7
LABOUR. ....	19.	0.	0
Contingencies. ....	2.	0.	
	£55.	1.	

(£55. 0. 0.)

*C. Roberts.*  
Executive Engineer.  
7th September, 1927



APPENDIX I. Item I. DRILL HALL FOR DEFENCE FORCE.

ESTIMATE. .... £1,350. 0. 0.

STATEMENT OF EXPENDITURE INCURRED DURING AUGUST, 1927.

Expenditure incurred to end of previous month. s. s. d.	Expenditure during August, 1927. Description.	Amount.		Work.
		s. s. d.	s. s. d.	
850. 0. 5.	-	-	-	Crown Agent's charges and cost building landed Port Stanley.
24. 3. 0.	-	-	-	Excavating for concrete foundations.
172. 12. 7.	<u>Labour.</u> W.S. 4th Aug.	9.	19. 2.	Laying concrete foundations for dwarf and sleeper walls etc. and transport of materials.
	<u>Stores.</u> 4 casks cement.) 1 1/2 c.yds sand. } Lorry stores. } 82 yards concrete blocks(2'8"x9"x4 1/2")	5.	15. 11. 10. 13. 6.	
			26. 8. 7.	
23. 1. 6.	<u>Labour.</u> W.S. 4th Aug. " 11th " " 16th " " 25th " " 31st "	7. 13. 13. 14. 4.	11. 4. 12. 11 11. 9 4. 11 8. 3.	Erection of building. Steelwork, framing sheeting, floor joists and floor matchlining, windows, stove, painting etc. alterations to fences.
	<u>Stores.</u> Nails, gutter bolts, 4 shts, galvd flat iron, hack saw blades, cement, sand stone for hearth.	8.	16. 2.	
	<u>Contract Work.</u> Mr. H. Dettleff. (Carpenters Work)	55.	2. 0. 122. 7. 4.	
9. 9. 0.	-	-	-	Establishment charges.
<u>£1,089. 6. 6.</u>	TOTALS.		<u>£148. 15. 11.</u>	

(Total for August, 1927.... ONE HUNDRED AND FORTY EIGHT POUNDS FIFTEEN SHILLINGS AND ELEVEN PENCE)

*E. Roberts*  
Executive Engineer.  
6th September, 1927.



(Form R).  
(Rule 342).

M.F. 488/24.

27

Adjustment Voucher No.....

COLONY OF THE FALKLAND ISLANDS.

HEAD OF SERVICE XX. APPENDIX I.

SUB-HEAD I. DRILL HALL FOR DEFENSE FORCE.

To the Honble. the Treasurer,

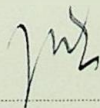
You are hereby authorised to make the following adjustment

Description  
of  
Transaction.

Charge the above Head with the sum of ONE HUNDRED AND FORTY EIGHT POUNDS FIFTEEN SHILLINGS AND ELEVEN PENCE and Credit Head XX. Appendix I (3) Stanley Improvement Works, with a similar sum, being expenditure incurred on building etc. Drill Hall during August, 1927.

£148: 15: 11

By Command,



Colonial Secretary

Date 21 September, 1927.



28

No. \_\_\_\_\_

MINUTE.

(It is requested that, in any reference to this minute, the above Number and the date may be quoted).

6th September, 19 27

From Executive Engineer,

To

Improvement Works,

THE COLONIAL SECRETARY,

Stanley.

Stanley, Falkland Islands.

M.P. 455/24.

Appendix I. Item I. Drill Hall for Defence Force.

Submitted.

Adjustment voucher (5 copies) for £148. 15. 11., charging Head XX. Appendix I Item I Drill Hall and Crediting Head XX. Appendix I (3) Improvement Works, together with a statement of expenditure incurred by this Department on the erection etc. of the Drill Hall during August, 1927.

*S. Roberts.*

Executive Engineer.



FALKLAND ISLANDS.

19 27.

No. 30/1927.

SPECIAL WARRANT.

*J. G. Duth* Governor.

Date 14<sup>th</sup> September, 19 27

TO THE HONOURABLE  
THE TREASURER.

Whereas it has become necessary, in the interests of the Public service, to incur certain Expenditure, not sufficiently<sup>a</sup> provided for in the Estimates, as set forth in the subjoined Schedule,<sup>b</sup> in anticipation<sup>c</sup> of a vote of the Legislature<sup>d</sup> and of the approval of the Secretary of State:—

a. to remain only in case of an excess on a vote.  
b. to be struck out if complete authority has been obtained or d if either partial authority has been obtained.

You are hereby, on my personal responsibility, authorized and required to pay from the Treasury the sum of FIFTY FIVE ----- Pounds NO ----- Shillings and NO ----- Pence and to charge it to the Heads and Sub-heads of the Expenditure specified in the Schedule.

And for so doing, this, together with the proper Accounts, Certificates and Acquittances, shall be your sufficient warrant and discharge.

Schedule.

Particulars of Service.	To be charged to		£	s.	d.
	Head.	Sub-Head.			
DRILL HALL FOR FALKLAND ISLANDS DEFENCE FORCE. Installation of Miniature Rifle Range.  (M.P.455/24).	XX. Appendix I	(I).	55.	0.	0.

Signature of the Officer submitting the Schedule for Warrant. } *G. Roberts*  
Executive Engineer.

Date 12th September, 1927.

(Special warrants are to be prepared in triplicate. One copy to be filed in the Office of the Colonial Secretary, one in the Treasury, and one to be furnished to the Audit).



the Expenditure for 1927 of £1,389. 2s. 6d., of which amount £289. 2s. 6d., will be provided by the issue of a Special Warrant and I should be grateful to receive your covering authority for the action taken.

4. You will observe that in this manner the inclusive cost of the Drill Hall when finally completed will amount to £1405.

I have the honour to be,

Sir,

Your most obedient,

humble servant,

ARNOLD HODSON.



APPENDIX I. (1). DRILL HALL FOR DEFENCE FORCE.

Estimate.....£1,405.

Expenditure incurred to end of previous month.		EXPENDITURE DURING SEPTEMBER.				Work.
£.	s. d.	Description.	Amount.		Total.	
£.	s. d.		£.	s. d.	£. s. d.	
850.	0. 5.	-	-	-	-	Crown Agent's charges and cost building landed Port Stanley.
24.	3. 0.	-	-	-	-	Excavating for concrete foundations.
209.	1. 2.	-	-	-	-	Laying concrete foundations for dwarf & sleeper wall; transport materials.
155.	8. 10.	<u>Labour.</u>				
		W.E. Thurs. 8th Sept.	1.	16. 0.		Erection of building complete.
		" 15th "		13. 4		Steelwork, framing, sheathing, floor joists, floor matchlining, windows, stove fences etc.
		" 22nd. "		16. 8		
		<u>Stores.</u>				
		Twist bit.		3. 0		
		Putty, galvd. bolts, hinges, joggle bags.	1.	7. 1.		
		Lorry stores.	1.	1. 10		
		Cement, sand & stone for steps & approach.	4.	7. 8.		
		Concrete blocks.	1.	8. 4.	11. 13. 11.	
----		Paint materials. (for internal painting)	-	-	8. 9. 6.	Internal & external painting.
++--		<u>Labour.</u>				
		W.E. 15th Sept.	3.	14. 11		Miniature rifle range with firing platform
		" 22nd "		8. 6. 9.		
		" 25th "		6. 9. 5.		
		Making firing platform.	5.	0. 0.		
		<u>Stores.</u>				
		S.P. timbers. Baulks, deals, flooring etc. for range.		25. 6. 5.	48. 17. 6.	
		Establishment charges.			6. 18. 1.	
<u>£1,238.</u>	<u>13. 5.</u>	Totals.			<u>£175. 19. 0.</u>	

C. Roberts.  
Executive Engineer.  
5th October, 1927.



(Form R).  
(Rule 342).

N. 488/24.

Adjustment Voucher

COLONY OF THE FALKLAND ISLANDS  
HEAD OF SERVICE

SUB-HEAD 1. DRILL HALL FOR DEFENCE FORCE.

To the Honble. the Treasurer,

You are hereby authorised to make the following

Description  
of  
Transaction.

Charge the above Head with the SEVENTY FIVE POUNDS AND NINETEEN SHILLINGS and credit Head XX. Appendix I item 3 Stanley Improvement Works, with a similar being expenditure incurred on building Drill Hall during September, 1927.

£ 75: 19: 0.

By Command,

*G. L. Brown*  
Colonial Secretary

Date *10* October, 1927.



No.

(It is requested that, in any reference to this minute, the above Number and the date may be quoted).

MINUTE.

5th Oct.

*From* Executive Engineer,

*To*

Improvement Works,

THE COLONIAL SERVICE

Stanley.

Stanley, Falls

M.P. 455/24.

APPENDIX I. Item I. - DRILL HALL FOR

Submitted.

Adjustment voucher (5 copies) for charging above Head and crediting Head XX. Ap item 3, Stanley Improvement Works, together with statement of the expenditure incurred by this on the Drill Hall during September, 1927.

*C. Roberts*  
Executive Engineer.



To map cabinet

(35)

11813

DRILL HALL FOR DEFENCE FORCE

3 Drawings of Miniature Rifle Range  
and instructions for fixing.



Timber framework should be erected at each end of the range in accordance with particulars shown on drawing No. Z.2524.

The 9" x 3" verticals at the firing end of the range should be fixed with their flat towards the end wall of building and the 6" x 3" verticals at the target end should have their edge towards the end wall; the two pieces 9 ft. high (about) should be about 4 ft. and 12 ft. respectively from the side wall as the wires have to be attached to the tops of these members.

The pulleys and operating wheel should be fixed to the vertical members in the approximate position shown.

The solid wires on which the target carriers run are the top ones. These should be firmly attached to the tops of tall verticals <sup>(at about 8'-6" above floor)</sup> at target end and cut sufficiently long for attachment to the straining screws at the fixing end, but before attachment each wire should be threaded through the 2 large eyes on the top or pulley side of the oak rail, and it will be found that the pulleys run on the wire and <sup>wires</sup> ~~they~~ do not foul the eyes (the eyes are really to prevent the pulleys from being jerked off the wires). The fixed wires can next be attached to their straining screws and tightened up.

The running wires (stranded wire) can now be attached and run over pulleys and round the operating wheels as shown on drawing. The slack on this wire is taken up by means of the small winders fixed to the underside of rail of carrier and the wires tightened up just sufficient for nice working.

Attach suspending rods to carriers and the horizontal target bar, <sup>se</sup> ~~the~~ to be arranged as shown on drawing No. Z.2525, the two nuts on each of the rods should be locked together on the top of the plates fixed on upper side of oak rail of runner; the rods should thus swing quite free on the runner. The larger coil springs

(contd.)



(6 sent in box of small fittings) should be attached, one each, to the small holes about 1 foot from top of suspending rods and connected up to the wires attached to front end of runners (as shown on drawing No.Z.2524) so that the rods still hang vertically.

The adjustable stops (fixed at the target ends) should be so fitted that when the runner is right up against it the tops of the suspending rods are pulled over say 6" and the lower end will rest in notches to be cut in the piece of 5" x 1" board fixed along top edge of deflector plate, and everything will thus be steady.

Card holders.

One card holder is being sent out attached to the bar (the end view is shown on drawing No. Z.2525). The other three should be attached in a similar manner. The cards can be attached either above or below the bar. The "holder" is opened by a slight twisting of the blocks fixed to the bar. The springs can be adjusted by shortening but the holding screws should be well into the wood so that the edges of the holes in the holders do not catch on the threads.

If the cards do not hang quite vertical, their position can be varied by adjusting the length of the adjustable stop or by a slight adjustment on the back face of the small piece of wood which forms a part of the holder.

The two small red indicators should be attached to the lower running wires so that they may come into a conspicuous position just before the targets get to their final position, and thus avoid serious attempts at overwinding.

The small parts are packed in a small box in Case No.HC565 and comprise:-

- Large coil springs.
- Small coil springs for card holders.
- Screws and washers for card holders.
- Spare split pins, washers, bolts, screws, etc.,
- Two red indicators with screws.



APPENDIX I. Item I. DRILL HALL FOR DEFENCE FORCE.

ESTIMATE.....£1,405. 0. 0.

Expenditure during October, 1927.			Expenditure incurred to end of previous month.			Total Expenditure.			ESTIMATE. (as per estimate dated 5/7/27)			Work.
Description.	Amount.	Total.	month.			Expenditure.			ESTIMATE.			
	£. s. d.	£. s. d.	£. s. d.	£. s. d.	£. s. d.	£. s. d.	£. s. d.	£. s. d.	£. s. d.	£. s. d.		
---	---	---	850.	0.	5.	850.	0.	5.	850.	0.	0.	Building and ironwork for Miniature Range landed Stanley
---	---	---	24.	3.	0.	24.	3.	0.	23.	10.	0.	Excavating for foundations etc
---	---	---	199.	1.	2.	199.	1.	2.	194.	0.	0.	Concrete foundations for dwarf & sleeper walls, stanchions etc
Stores. 13.1/3 c.yds rough metal for approach road.	3. 12. 0.	3. 12. 0.	167.	2.	9.	170.	14.	9.	139.	10.	0.	Erection of building complete. Steelwork, framing, floor joists, flooring, matchlining, windows, stove, fences, approach road, transport materials, and general tidying and clearing up.
Stores. 6 tins roof paint. 1 drum stone colour " 6 lbs. white " Paint oil, turps, etc	6. 4. 6.											
Contract. Internal & external painting (2 coats).	72. 0. 0.	78. 4. 6.	8.	9.	6.	86.	14.	0.	99.	0.	0.	Internal and external painting complete, 2 coats.
---	---	---	48.	17.	6.	48.	17.	6.	55.	0.	0.	Miniature rifle range with firing platform.
			8.	3.	8.	16.	7.	1.	44.	0.	0.	Establishment charges.
			£90.	0.	2.	£1,314.	1.	5.	£1,404.	1.	8.	£1,405. 0. 0.

EXPENDITURE DURING OCTOBER..... NINETY POUNDS AND TWO PENCE.

TOTAL EXPENDITURE ON BUILDING..... ONETHOUSAND FOUR HUNDRED & FOUR POUNDS ONE SHILLING AND SEVEN PENCE.

*G. Roberts.*  
Executive Engineer.

36



GOVERNMENT HOUSE,

STANLEY,

14th September, 1927.

AND ISLANDS.

2.

Sir,

In continuation of my despatch, No. 148 of the 19th of August, 1927, on the subject of the cost of the erection of the Drill Hall for the Falkland Islands Defence Force, I have the honour to inform you that Mr. G. Roberts, Executive Engineer in charge of the Stanley Improvement Scheme, to whom, as stated, I have entrusted this work now reports that the revised estimate of £1350 furnished by him does not include the cost of the erection in the Drill Hall of the Miniature Rifle Range already supplied and that the additional sum required for this purpose is £55.

2. I would explain that the provision of a Miniature Rifle Range is an integral part of the scheme for the erection of a new Drill Hall and that as the building itself is practically completed I have not desired to interrupt the final operations necessary by withholding the financial authority sought.

3. I have therefore approved the total expenditure on this service under Appendix I (Works to be carried out from expenditure to be met from Surplus Balances) of the Estimate

HONOURABLE

S. AMERY, P.C., M.P.,

SECRETARY OF STATE FOR THE COLONIES.



(Form R).  
(Rule 342).

M.F. 455/24.

37

Adjustment Voucher No.....

COLONY OF THE FALKLAND ISLANDS.

HEAD OF SERVICE XX. APPENDIX I.

SUB-HEAD I. DRILL HALL FOR DEFENCE FORCE.

To the Honble. the Treasurer,

You are hereby authorised to make the following adjustment


Description  
of  
Transaction.

Charge the above Head with the sum of NINETY POUNDS AND TWO PENCE, and credit Head XX. Appendix I (3) Stanley Improvement Works, with a similar sum, being expenditure incurred on building etc. Drill Hall during October, 1927.

£90. 0. 2.

sent to Mr. F.  
28.10.27  
W

By Command.



Colonial Secretary

Date 25th October, 1927.



No.  
(It is requested that, in any reference to this minute, the above Number and the date may be quoted).

MINUTE.

25th October, 1927

From Executive Engineer,  
Improvement Works,  
Stanley

To  
THE COLONIAL SECRETARY,  
Stanley, Falkland Islands.

M.P. 455/24.  
XX. APPENDIX I. (I). DRILL HALL FOR DEFENCE FORCE.

I beg to report that the above building is complete and ready for handing over.

*Signed at Stanley  
to H. T.  
28.10.27.  
J.R.*

2. Adjustment voucher (5 copies) for £90. 0. 2. charging above Head and crediting Head XX. Appendix I (3), Stanley Improvement Works, is attached together with a statement of expenditure on the building.

3. I enclose the key\* of the building, and also drawings and photographs, and I submit that the building be handed over to the Public Works Department for maintenance.

*C. Roberts.*  
Executive Engineer.

Enclosures.

- Adjustment voucher (5 copies)
- Statement of Expenditure.
- \* 1 No. Key of building. → *Handed to Capt Walker*
- 4 No. photographs. *28-10-27*
- 2 No. drawings of building. *J.R.*
- 2 lists of detailed parts.
- 3 No. drawings of miniature range.
- Instructions for fitting " "



ON HIS MAJESTY'S SERVICE.

Key of Brill Hall  
for Defence Force

---



FALKLAND ISLANDS DEFENCE FORCE.

T H E

N E W D R I L L H A L L

will be formally opened by

His Excellency the Governor

at 9 p.m. on Friday, Armistice Day, the 11th  
of November, 1927,

on the occasion of a

D A N C E

to which the members of the Defence Force cordially  
invite the community as a whole.

Children under the age of fifteen years will not  
be admitted.

D. R. WATSON

Captain and Adjutant  
O.C. Defence Force.

STANLEY,

5th November, 1927.



DUPLICATE



110

FALKLAND ISLANDS

No. 101

Downing Street,

24  
October, 1927.

(itld) A. H.

Sir,

*Red 21-22*

I have the honour to acknowledge the receipt of your despatches No.148 of the 19th of August and No.182 of the 14th of September on the subject of the erection of the Drill Hall and a Miniature Rifle Range for the Falkland Islands Defence Force and to inform you that I approve a total expenditure of £1,350 in respect of the Drill Hall and of £85 in respect of the Miniature Rifle Range.

2. I also approve the issue of a Special Warrant amounting to £289.8.6d. to meet the excess on item 1 of Appendix 1 of the Estimates for 1927.

I have the honour to be,

Sir,

Your most obedient,  
humble servant,

(for the Secretary of State)  
(Signed) W. ORMSBY GORE.

GOVERNOR,

ARNOLD HODSON, ESQ., C.B., E.

etc., etc., etc.



(41)

Estimate for Construction of Dressing Room  
Partition in F.S.D.F. Drill Hall.

	£	s.	d.
Lining Board.	3	10	0
Deal Studs.	2	10	0
S. P. "		10	0
Ledge Door & Fittings	1	10	0
Skirting		17	6
Dust Rail & Mouldings		16	0
Labour & Extras	2	10	0
Total Cost -	12	3	6

b. Evans.

Port Stanley



(42)

No.

(It is requested that, in any reference to this minute, the above Number and the date may be quoted).

MINUTE.

17th June

19 29

From O/C.F.I.D.Force

To

THE COLONIAL SECRETARY,

Stanley, Falkland Islands.

Submitted.

1. Enclosed herewith estimate for material and erection of dressing room for Gymnasium in the Defence Force Drill Hall.
2. The cost of above may be paid from XIV, sub hd, 9 provision of Gymnasium apparatus, there is £20 available in this vote.
3. At present we have no dressing room for the Gymnasium. If the above is approved I can have same erected to be ready for arrival of H.M.S. "Durban".

I am, Sir

your obedient servant,

*B.R. Watson* Capt

O/C.F.I.D.Force.