

C. S. O.

0 1 7 4

0 1 7 4.

(Formerly)

SUBJECT :

Hell system of news transmission.

52

CONNECTED FILES.

NUMBER AND YEAR.



Colonial Office,  
Downing Street,  
— W. S. I.

96839/9/46.

31 October, 1946.

X Replying to your letter of the 17th October to Mr. Miles Clifford, I write to say that the Falkland Islands Government are likely to avail themselves of the Heli system of news transmission, to which you refer and that the Crown Agents are being requested to put the matter in hand. There is no press in the islands, so that I presume there would be no objection on the part of your company to the distribution of the service in bulletins or otherwise provided no damage is done to your commercial interests or agreements with others - which in the case of the Falklands is not likely to occur.

*Sgt. Maurice Keating.*



B. DAVIN, 330.



3  
101  
HE

1-2

Lo has heard nothing since.  
(These pp. are removed from 13/34  
when they are properly filed).

2. Enigma position?

ABE  
9.5

KIV

Acq.

11/2 9/✓

ABE





W

# ADVICE OF ORDERS PLACED.

CROWN AGENTS FOR THE COLONIES,

4, MILLBANK,

LONDON, S.W.1.



0174

21 1 47 194

Falk. Is. 5237/1.

All Communications to be addressed to the Crown Agents for the Colonies, the above reference and the date of this letter being quoted.

The Crown Agents for the Colonies present their compliments to

The Colonial Secretary, Falkland Islands

and enclose copies of the undermentioned accepted tenders in connection with the indent noted in the margin.

Shipment will be made as early as possible after the goods are ready, depending upon the opportunities available under present conditions.

Auth. Indent No. 546

2? 96839/9/46 of 31 10 46

Item Numbers

Contract date for delivery

Remarks

—

As soon as possible

We have arranged for supply of 500 extra paper coats and no doubt you will arrange to indent for further supplies of paper when required

See 14.



Falkland Islands 5237/1.

The above reference to be quoted on all  
communications regarding this subject.

CROWN AGENTS FOR THE COLONIES

4, MILLBANK,

LONDON, S.W.1.

Ref. C.O.Lr. 96839/9/46

To:—

Messrs. Reuters,  
85, Fleet Street,  
E. C. 4.Cables: "CROWN AGENTS LONDON"  
Telegrams: "CROWN AGENTS"  
Telephones: ABBEY 7790.

Incident No.

Dated 31. 10. 46.

Account

Dept.

**TENDER for the supply of:—** Hell Printer and Equipment.  
For instructions as to tendering, see back.

ITEM NO	QUANTITY	DETAILED DESCRIPTION OF ARTICLES A detailed list of the contents must be enclosed when possible in each package.	RATE	AMOUNT
ATTENTION IS DIRECTED TO THE GENERAL CONDITIONS OF CONTRACT ON THE BACK OF THIS PAGE.				
1		Hell Printer Equipment to be supplied on your usual hire terms.		See attached sheet
		It is understood the equipment will consist of radio receiver, amplifier and printer and reasonable supply of paper—		100 coils included with the equipment
		Your letter to Mr. Miles Clifford dated 17th October, 1946, refers. Value of apparatus		£212 0 0
500		Hell paper coils 1 1/2 (extra supply as arranged)	1/-	£25 0 0
		1 case		1 12 0
		1 "		1 10 0

SH. 3.

**NOTE**  
Prompt delivery is of the utmost importance and should the contractor at any time find that delay will arise he must at once give the notice required under Clause 25 of General Conditions of Contract.

(a) See Clause 18 overleaf.

(b) If economy can be effected by so doing, the goods should be sent by Parcel Post, sub-divided if necessary.

(c) Discounts and trade allowances of every kind to be deducted, so as to show the net amount payable. If no discounts are allowed the tender should be marked null. The Crown Agents claim to be placed on the footing of the most favoured wholesale shippers, and they will decline to deal a second time with any Firm that does not so treat them.

(d) Firms may quote alternatively for delivery at any other port at which they can deliver f.o.b. cheaper than that stated.

We hereby agree to supply, in accordance with General Conditions of Contract No. 1, dated January, 1938, on back hereof, the articles above specified, at the price set against each, which includes all charges, and to deliver free on board ship or despatch by post within the period above stated from the date of order.

Cost of articles specified on continuation sheet (if any) ...

DELIVERY PERIOD.....DAYS

Cost of packing for export ...

(a) Cost of delivery f.o.b. LIVERPOOL

(b) Alternative, cost of packing and postage to ...

(c) Trade and Shipping allowances

per cent. on £

Cash discount for prompt payment

per cent. on £

Net amount payable (including all charges) on receipt of

Bills of Lading or Parcels Receipt.

Post Office Certificate of Posting.

(d) Alternative, total net cost f.o.b.

Signature

Address 85, Fleet Street, LONDON, E.C.4.

Dated this 13th day of December

ORDERED: 5 DEC 1946

(This space is for use in the Crown Agents' Office.)

1946

W.S.

Placing order. we have arranged for supply of 500 coils paper & no doubt they will

W.S.

R.L. - 21.1.47  
Due - asap



REUTERS, LIMITED,  
55 Fleet Street,  
LONDON, E.C.4.

CONDITIONS OF HIRE

ONE HELL UNIT including:

One allwave receiver.  
One power unit.  
Five coil units covering a range of  
14 to 142 and 2,000 to 7,000 metres.  
One pair of headphones.  
One general purpose aerial.  
One earth lead.  
One set of spare valves for the  
receiver and power unit.  
  
One amplifier.  
Two flex leads fitted with plugs.  
One set of spare valves for the amplifier.  
  
One Hell printer.  
One tool box.  
Two dozen inking felts.  
One tin of purple ink.  
One hundred paper rolls.

CONDITIONS

1. The Hirer undertakes to hire the equipment stipulated above for one year, there-  
after subject to six months' notice.
2. The Hirer undertakes to pay costs of delivery ex London and of return to London  
on termination of the hire agreement, also all transit insurance charges.
3. The Hirer to pay the rental (as given below) in quarterly instalments in advance  
to Reuters' office at:  
  
.....
4. The Hire charges operate from the first day of the month following the date of  
consignment ex London.
5. The Hirer to pay compensation of £300 sterling for loss or irreparable damage  
to the apparatus.
6. The Hirer to maintain the equipment in good order, fair wear and tear excepted,  
and to pay for any spares required beyond those supplied with the equipment.  
(Reuters will, at the request of the Hirer, arrange for regular consignments  
of Paper, Ink and Inking Felts at current market prices).
7. No modifications of any kind to be carried out on the instruments without  
Reuters' written consent.
8. The equipment shall remain the property of Reuters, London.

RENTAL

First year:	£130 sterling.
Second year:	£100 sterling.
Third year:	£70 sterling.
Fourth and subsequent years:	£50 sterling.



1/2

A

~~1/2~~<sup>3</sup> 1. Let this be the  
main came in. Re. see 4-8. 1 pr.  
Some the approaches will arrive next  
'Fitzroy'.

ABL  
2/6

B

Yes - I hope it includes instructions as to  
assembly. It means that we shall get a full  
Reuters service daily; a frame to be made a ~~small table~~  
selected for display. M.C. 9/vi

By - a minute  
1/2  
56

By  
2/6  
98/7  
15/7

Has arrived  
Temp. stored at P.O.D.  
2/6/7



Telephone : HOLBORN 6636-7

Telegraphic Address : Bosmitape, Smith, London.

Bought of

# BOYDEN & SMITH, LTD

(Directors : J. E. SHIPTON B. C. GAIN G. B. C. JOHNSTON)

Messrs. Reuters Ltd.,

85, Fleet Street,

London, E.C.4.

Hogarth House,  
147-150, Saffron Hill,  
London, 29th. March 1947  
E.C.1.

Order No.

*Columbia Star*

Terms: Nett.

1 Case - 3'5" x 3'3" x 1'7" @ 57/6d.

2 17 6

100 Coils 19/32" Hell Tape @ 1/- per coil.

5 - -

1 Hell Unit.

F.O.B.LONDON.

£7 17 6

Delv. 28/3/47. Advice No. 61404. To:- The Wharfinger, No. 15. Shed,

Royal Albert Dock, For Shipment per SS COLUMBIA STAR. o/o Crown Agents.

Marked:- REEF 5237 Special Stowage.

Hell Radio Unit

O.H.M.S.

C A

O.A.G.

No. 9679.

STANLEY.

VIA

MONTEVIDEO.

1 Case - Nett. Wt. 22-1-4.  
Gross Wt. 22-3-14.



*1<sup>st</sup> Advice Copy.*Ref. C59 *11**D<sup>r</sup> to Reuters Limited,**85. Fleet Street,**London, E.C.4.*Crown Agents for the Colonies,  
4 Millbank,  
S.W.May 1 1947Ref. W/Falkland Islands1947

5237/1

*Ansby:- C.O. Lr 46839/9/46  
Shipped "Norman Star" & "Columbian Star"*

May

1

To 500 coils of Bell Tape @ 1/- per coil

25 0 0

" Cost of cases and packing coils  
and Bell Unit

1.18. 6

2.17. 6

4 16 0

£ 29 16 0

E. &amp; O. E.

*A. W. A. Walters*

Accountant.

Please note that all Cheques should be made payable to  
" REUTERS LIMITED," and crossed " UNION BANK OF SCOTLAND LTD."



EEB on 9

Wice In pe. deal with this —  
with S.E.T. if necessary.

2. Site for display? P. L. D.  
Notice Board?

A.B.L.  
27.7

S. E. & T.

Other than making the frame I do not  
appear to be needed. As to the place of display  
or size of frame I cannot advise until the size of the paper etc. is  
known. Will you let me know in due course  
In the meantime will you return the  
to Semlanat

A.B.L.  
28. VII. 47.

of EE spoken 28<sup>th</sup> and 29<sup>th</sup>.

AM S.E.T.

How S.S.

Have seen, spoken E.E. I have asked  
to have equipment unpacked and will try  
it out and report in due course

AM S.E.T.  
29. 7. 47

HE

9-12 fi.

A.B.L.  
30.7

Seen. Were instructions sent with the apparatus?

S.E.T.

Mc



13  
 10/15/77  
 10/15/77

A  
 Instructions were passed with the  
 instrument.

Oblique damage to the dorsal terminal  
 on the receiver during transit but receiver is in  
 good order. The printer requires adjustment and when  
 complete I will report.

PM 5 E 15  
 31.7.47

B

A also for  
 1.8  
 1.8

do not otherwise follow the previous implications

of 5 and 6 - any understanding for Masters can have

we have the appropriate a decreasing rate, 5 changes

in £212 for it. Can have better to come to

express.

100. 1/1000

D

the  
 Inp for com. pr

1.8  
 1.8

100. 1/1000



14.

2nd August, 47.

Gentlemen,

4  
5-6  
6.

I am directed by the Governor to refer to your Advice of Orders Placed of the 21st of January, 1947, enclosing copies of the accepted tender for the Hell Printer Equipment, and to ask you to be good enough to explain the charge of £212 for "value of apparatus". His Excellency had understood that the apparatus would be supplied on hire on the diminishing scale of rental shown in the "Conditions of Hire", payable under clause 4 with effect from the 1st of April, 1947; and I am to take this opportunity to request you to pay such rental in quarterly instalments in advance, and to debit the funds of this Colony in the usual manner.

I am,  
Gentlemen,  
Your obedient servant,

(Sgd.) A. E. MATHEWS

Colonial Secretary.

The Crown Agents for the Colonies,  
4, Millbank, Westminster,  
LONDON, S.W.1.

VP.

Bu  
15/8  
Abe  
1/8



Telephone: HOLBORN 6636-7

0114

Bought of

Telegraphic Address: Bosmitape, Smith, London.

# BOYDEN & SMITH, LTD.

(Directors: J. E. SHIPTON B. C. GAIN G. B. C. JOHNSTON)

Messrs. Reuters Ltd.,  
85, Fleet Street,  
London, E.C.4.

Hogarth House,  
147-150, Saffron Hill,  
London, 30th. January 1947  
E.C.1.

Order No. 789

Terms: Nett.

500 Coils 19/32" Hell Tape @ 1/- per coil. 25 - -

1 Case @ 38/6d. 1 18 6

Measurements:- 2'8" x 2'2" x 1'6"

£26 18 6

F.O.B.LONDON.

Delv. 27/1/47. Advice No. 60899. To:- The Wharfinger, No. 15 Shed,  
Royal Albert Dock for Shipment per MV SS Frefno Star.

Marked:- REON,  
5237/1  
C A

O.H.M.S.  
O.A.G.  
STANLEY

o/o Crown Agents.

1 Case- Nett. Wt. £1-2-21.

No. 9680

G.W.T.

£1-3-14.

VIA  
MONTEVIDEO.

Gw. Wt. £1-3-14.

We Hereby Certify That These Goods  
Are Of British Manufacture.

FOR AND ON BEHALF OF  
BOYDEN & SMITH LTD.

*[Signature]*



16  
S.E.T.

To note 15 pl.

VP  
for CS.

8/8/47.

How C.S.

15 noted.

2. Referring to 13 A. I have to report the Printer is now working. The difficulty was caused through listening to Morse and expecting letters on the tape. I did not know what HELL transmission was.

3. Dependent on atmospheric conditions, the copy will need editing in any case, the results are fair.

4. The equipment should be in a place removed from interference, it is particularly <sup>bad</sup> in this building owing to many motor vehicles working in this vicinity.

5. Can Rentes be asked for times of these Special HELL transmissions also the frequencies used at the times given.

SM S.E.T.  
10/8/47.







18

0174

CS

What is the position about  
Net News Receiver?

pop  
ABH  
14.5

MC  
14/1111

HE. R. see 16 & 17 ch.  
I sent after speaking  
to J.E.

J.E.

ABH  
14.5

MC

What can be done about a better site?



S.E.T.

18

What do you suggest?

Ch  
S.S.

Hon. C.S.

Better results would be obtained if receiver was at the back of Stanley. If Mr. Hawkins is agreeable, it could be tried at the Met station, although during ionospheric measurements the signal would be completely ruined.

20 2 a reply to 17 was received and delivered to you Dept. today, and it would appear that the transmissions we have heard and partly copied, are Eastern service, the service to S. America has not yet started, but when it does commence I anticipate considerable improvement in transmission signal strength which in turn - as the transmitter will undoubtedly be directed for S.A. - will enable us to eliminate a high percentage of the present interference.

3 Can I approach the Met office?

AM S.E.T.  
15/8/27



20

0774  
GOVERNMENT TELEGRAPH SERVICE.

FALKLAND ISLANDS AND DEPENDENCIES.

**RECEIVED.**

Number	Office of Origin	Words	Handed in at	Date
41	London	58/54	11.47	14.3.47

To  
NLT Colonial Secretary Stanley.

17  
Thanks your 13/8 position is that hell transmission on present Southamerican service not yet commenced will advise you when starting fullstop type news same as present Southamerican morse which will discontinued fullstop frequencies also same namely 1100/0100 GMT 13935 kcs 0115/0700 3325 kcs fullstop 0700/1100 nothing transmitted times GMT Reuter.

Time

Mr ABC  
15.0



21

SET.

As at 19 § 3 pc. - resubmit  
with report for WE.

ASL

16.5

Hon CS.

Printer is fitted at met. Station and reception  
is much improved. A sample of the copy taken  
yesterday pm is attached Pl.

AM.

SET

23.8.47



KE.

18 - 21: with specimen at bank.

He may await the S. American transmission. But 17 is not fully across & he can't have the machine on for 20 hours a day!

2. I will ask for the guidance as to types of news when we receive the further telegram promised at 20.

Ably  
23/8

**ME 23/VIII**

Not much use to us in present cases. O

KE.

No, Sir. What we might try to get out of Reuters is a three-daily current news bulletin of 15 minutes or so. Does KE feel inclined to suggest this?

Ably  
24.8

i to Char.

but we must wait



No.

(It is requested that, in any reference to this minute the above Number and the date may be quoted.)

## MINUTE.

9th September

19 47

23

To Hon Colonial Secretary

Stanley

From

Supervisor E &amp; T Dept,

Stanley, Falkland Islands.

I have to report that the Reuters Hell Printer equipment has been installed at the Met Station and that while reception is greatly improved, the results are far from being satisfactory. However, when the proposed South American Service is commenced, when I expect directional aerals will be used, the service should be satisfactory.

A. M. Wess.

S E T  
9.9.47

HE

23 for only.

ABE  
19/9See draft letter at  
Dade 110

No. of Groups.	Serial No.	GR.	In Reply to Number	Date	TIME OF ORIGIN	T.H.I.	T.O.R.	SENDER



23A

ADC

(1)

Have we communicated  
with Reuters re the  
Newspapers?

(2)

MC. 9/IX

~~Hi~~ I understand no rent has yet  
been paid here, though it might  
have been by C.A. in London.  
Should we not cable C.A. not  
to pay rent until satisfactory  
service is obtained.

CRW

ATL 11/9



24.  
12th September, 1947.

My Dear Chancellor,

Before I left England last year you were kind enough to give me the opportunity of acquiring for my administration on a hiring agreement a Hell news printer, and you would doubtless like to know how it is faring.

See 9. The apparatus arrived in July and has been installed but is not giving good service nor will it do so apparently until transmission commences on your South American service. When that comes into being the set should be a great boon to us.

X | Meanwhile, as this is a very poor Colony, I would be glad to know if the hiring arrangement could be adjusted until such times as the new transmission is brought into effect.

Kind regards,

Reply at 58  
(Sgd.) Miles Clifford.

YE. 23 A (2)  
Christopher Chancellor, Esq.,  
Manager Reuters, Ltd.,  
85, Fleet Street,  
LONDON, E.C.4.

In view of x of 24,  
await reply - if favorable

VP.



25

upr CAA to 14 & ask  
them to make necessary  
adjustment?

W. Bl  
15.5

Geo MC 15/11

X  
Bl  
15.5  
W. Bl  
15.5

W/Falkland Is.5237/1



Communications to be addressed  
to the Crown Agents for the  
Colonies, 4, Millbank, London,  
W.1, and the above refer-  
ence quoted.



4, MILLBANK, LONDON,  
LONDON, S.W.1.

TELEGRAMS { INLAND: "CROWN SOWEST LONDON."  
OVERSEAS: "CROWN LONDON."  
TELEPHONE: ABBEY 7730.

3rd July, 1947.

The Crown Agents for the Colonies present  
their compliments and have the honour to  
enclose the papers mentioned below in  
connection with the indent quoted.

Authy:

~~XXXXXXXXXX~~ C.O. 1r. 96839/9/46

Dated 31.10.46. to Reuters Ltd.

Dept. \_\_\_\_\_

Enclosures.

Herewith copy of Reuters Limited's letter  
~~together with~~ spare parts lists in  
connection with materials being supplied  
under the above contract.

The Colonial Secretary,  
FALKLAND ISLANDS.

CGH

W 26-10,000/1/47. W. & S. Ltd.

En. 15



Talkland Island

27

HELL PRINTER SPARES

28-46 Attached are parts lists covering the Post Office type Hell printer for use when ordering spare parts.

In this list Mark 1 printers are those with serial numbers up to P 23 inclusive, while numbers P 20 onward refer to Mark 2 machines. The Mark 1 printers, the first to be produced, differ very slightly from the Mark 2, and the majority of the parts for both types are interchangeable. Those which are different or additional are indicated.

When ordering replacements the printer serial number should be quoted followed by the quantity and number of the part required, e.g.

Printer 115 Two B 15.

P.O. ENGINEERING DEPT.  
ENGINEERING INSTRUCTIONS

HELL PRINTER Nos. 1 AND 1/T - SPARE PARTS

List A - Main Sub-assemblies

28  
TELEGRAPHS  
TELEPRINTER  
M 9502 (Tg)

TABLE 1 - PARTS FOR MARK 2 MACHINES

Part No.	Detail
§ A 1	Printing magnet, complete [includes parts B1 to B38 and wiring to plug, see M 9503 (Tg)] - see also Note 1.
§ A 2	Printing head and printing wheel, complete [includes parts C 1 to C 34, see M 9504 (Tg)]
A 3	Screws, for securing part A 2 - 2 per set (to be requisitioned as Screws, Brass, NI. P., Matt., No. 23A. Ch. Hd., 3/8 in.)
† A 4	Chassis, with tape-roll holder, complete [includes parts D 1 to D 30, see M 9505 (Tg)]
§ A 5	Motor, complete [includes parts E 1 to E 6, see M 9506 (Tg)] - see also Note 1.
A 6	Tape-puller assembly [includes parts F 1 to F 31, see M 9507 (Tg)]
§ A 7	Tape-roll-holder assembly [includes parts D 10 to D 23, see M 9505 (Tg)] - see also Note 1.

Distribution:- Special

[For Official Use Only]



# HELL PRINTERS Nos. 1 AND 1/T - SPARE PARTS

## List B - Printing Magnet

TABLE 1 - PARTS FOR MARK 2 MACHINES

Part No.	Detail
Ø B 1	Magnet core and coils, complete (includes parts B2-B4) - (see Note 2)
B 2	Magnet coil (2 per set) - (see Note 2)
B 3	Bracket, mounting
B 4	Laminated core (2 per set)
B 5	Armature, complete (includes part B6, with parts not separately listed)
B 6	Armature-hinge spring
B 7	Screw, fixing, for part B6 - 2 per set (to be requisitioned as Screw, Brass, NI. P., Matt. No. 6BA, Ch. Hd., $\frac{1}{8}$ in.)
B 8	Washer, for Part B7 - 2 per set (to be requisitioned as Washer, for Disk, locking No. 6BA)
B 9	Bracket, armature-support
B 10	Screw, fixing for part B9 - 2 per set (to be requisitioned as Screw, Brass, NI. P., Matt. No. 6BA, Ch. Hd., $\frac{5}{16}$ in.)
B 11	Washer, locking for part B10 - 2 per set (to be requisitioned as Washer, fan-disk locking, No. 6BA.)
B 12	Armature-damping weight, complete
B 13:	Screw, fixing for Part B12 - 2 per set (to be requisitioned as Screw, Brass, NI. P., Matt. No. 6BA, Rd. Hd., $\frac{1}{4}$ in.)
B 14	Armature spring
B 15	Printing blade
B 16	Back-stop, armature
B 17	Screw, fixing for Part B16 - 2 per set (to be requisitioned as Screw, Brass, NI. P., Matt. No. 6BA, Ch., Hd., $\frac{1}{4}$ in.)
B 18	Tag, connexion, for Part B 16
B 19	Plate, mounting, back-stop, complete (includes parts B20 and B21)
B 20	Screw, capstan-head, adjusting
B 21	Screw, locking for part B20 (to be requisitioned as Screw, Brass, NI. P., Matt. No. 6BA, Ch., Hd., $\frac{1}{4}$ in.)
B 22	Screw, fixing for part B19 - 2 per set (to be requisitioned as Screw, Brass, NI. P., Matt. No. 6BA, Con. Hd., $\frac{1}{4}$ in.)
B 23	Washer for part B22 - 2 per set (to be requisitioned as Washer, 8AEM)
B 24	Washer, insulating for part B22 - 2 per set
B 25	Insulating plate
B 26	Mounting, for magnet, complete (includes parts B27 - B37)
B 27	Mounting bracket
B 28	Screw, fixing for part B27 - 3 per set (to be requisitioned as Screw, Brass, NI. P., Matt. No. 6BA, Csk., Hd., $\frac{3}{8}$ in.)

Distribution:- Special

[For Official Use Only]:

(Table 1 Contd.)

Part No.	Detail
B 29	Screw, capstan-head, clamping
B 30	Screw, armature-spring anchor
B 31	Washer, for parts B29 and B30 - 2 per set (to be requisitioned as Washer, 6AEM)
B 32	Screw, capstan-head adjusting, short
B 33	" " " " long
B 34	Plate, retaining, for parts B32 and B33
B 35	Screw for part B34 - 2 per set (to be requisitioned as Screw, M.S., ZN. P., No.83A, Csk. Hd., $\frac{5}{16}$ in.)
B 36	Tag, connexion
B 37	Screw for B36 (to be requisitioned as Screw, Brass, NI. P., Matt. No.83A, Ch., Hd., $\frac{1}{4}$ in.)
B 38	10-point plug

TABLE 2 - PARTS FOR MARK 1 MACHINES

For replacement purposes parts B1 to B38 should be used.

NOTE 1. Parts marked  $\delta$  are maintenance-exchange items.

NOTE 2. The magnet coils fitted originally on the Mark 1 machines were  $550 + 70$  ohms

For replacement purposes Mark 2 coils,  $550 + 550$  ohms may be used.

(Fig. 1 follows on page 30)



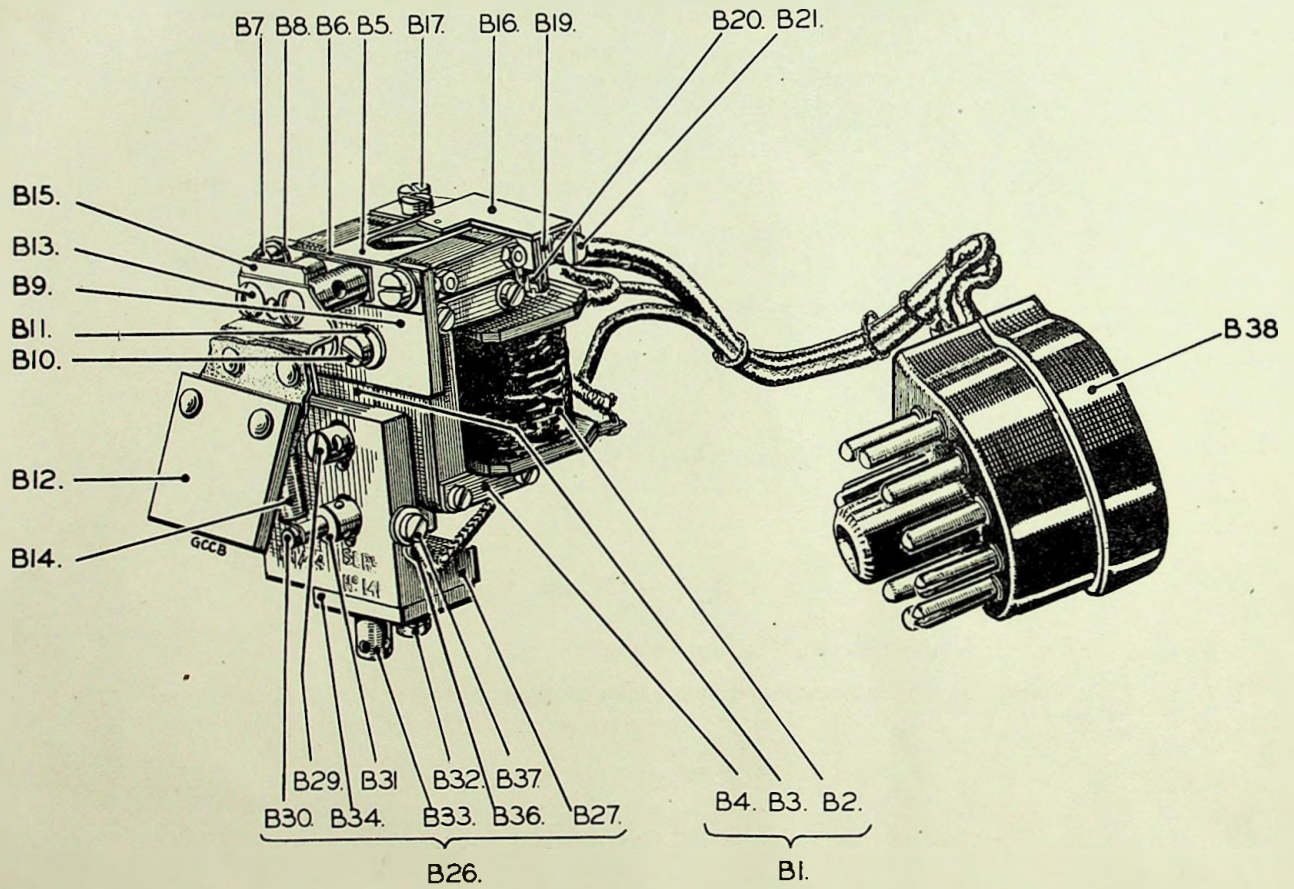


FIG. 1

END

Reference s: - None  
(Tg 1)

HELL PRINTERS NOS. 1 AND 1/T - SPARE PARTS  
List C - Printing Head and Printing Wheel

TABLE 1 - PARTS FOR MARK 2 MACHINES

Part No.	Détail
C 1	Main mounting plate
C 2	Dust cover, for printing head
C 3	Screws, fixing, for part C 2 - 4 per set (to be requisitioned as Screw, Brass NI. P., Matt, No. 6BA, Csk. Hd., $\frac{5}{16}$ in.)
C 4	Front plate, for dust cover
C 5	Screw, fixing, for part C 4 - 4 per set (to be requisitioned as Screw, Brass NI. P., Matt, No. 6BA, Csk. Hd., $\frac{1}{4}$ in.)
C 6	Top plate, for dust cover
C 7	Screw, fixing, for part C 6 - 2 per set (to be requisitioned as Screw, Brass, N.I. P., No. 6BA, Rd. Hd., $\frac{1}{8}$ in.)
C 8	Auxiliary mounting plate
C 9	Screw, fixing, for part C 8 - 2 per set (to be requisitioned as Screw, Brass N.I. P., Matt., No. 4BA, Csk. Hd., $\frac{5}{16}$ in.)
C 10	Printing wheel (7 - line)
C 11	" " spindle
C 12	Nut, for securing part C 10 (to be requisitioned as Nut, Hex., Brass, N.I. P., Matt. No. 2BA, lock)
C 13	Nut, domed, for securing part C 10
C 14	Bush, for printing-wheel spindle
C 15	Screw, for securing part C 14 (to be requisitioned as Screw, M.S., No. 6BA, grub $\frac{1}{8}$ in.)
C 16	Gear (20-teeth), for printing-wheel spindle
C 17	Pin, for securing part C 16 (to be requisitioned as Taper Pin, M.S., $\frac{1}{16}$ in. x $\frac{7}{16}$ in.)
C 18	Ink-roller arm
C 19	Pivot-pin, for ink-roller arm
C 20	Spring, for ink-roller arm
C 21	Pin, for securing part C 19 (to be requisitioned as Taper Pin, M.S., $\frac{1}{16}$ in. x $\frac{7}{16}$ in.)
C 22	Ink-roller guard
C 23	Screw, fixing, for part C 22 - 2 per set (to be requisitioned as Screw, Brass, N.I. P., Matt., No. 6BA, Rd. Hd., $\frac{1}{8}$ in.)
C 24	Washer, for part C 23 - 2 per set (to be requisitioned as Washer, fan disk, locking, No. 6BA).
C 25	Lever, lifting, for ink-roller arm
C 26	Screw, pivot, for part C 25
C 27	Ink-roller holder
C 28	Ink-roller spindle
C 29	Nut, fixing, for part C 28 (to be requisitioned as Nut, Hex., Brass, N.I. P., Matt. No. 4BA, Ord.)

Distribution:- Special

[For Official Use Only]



34

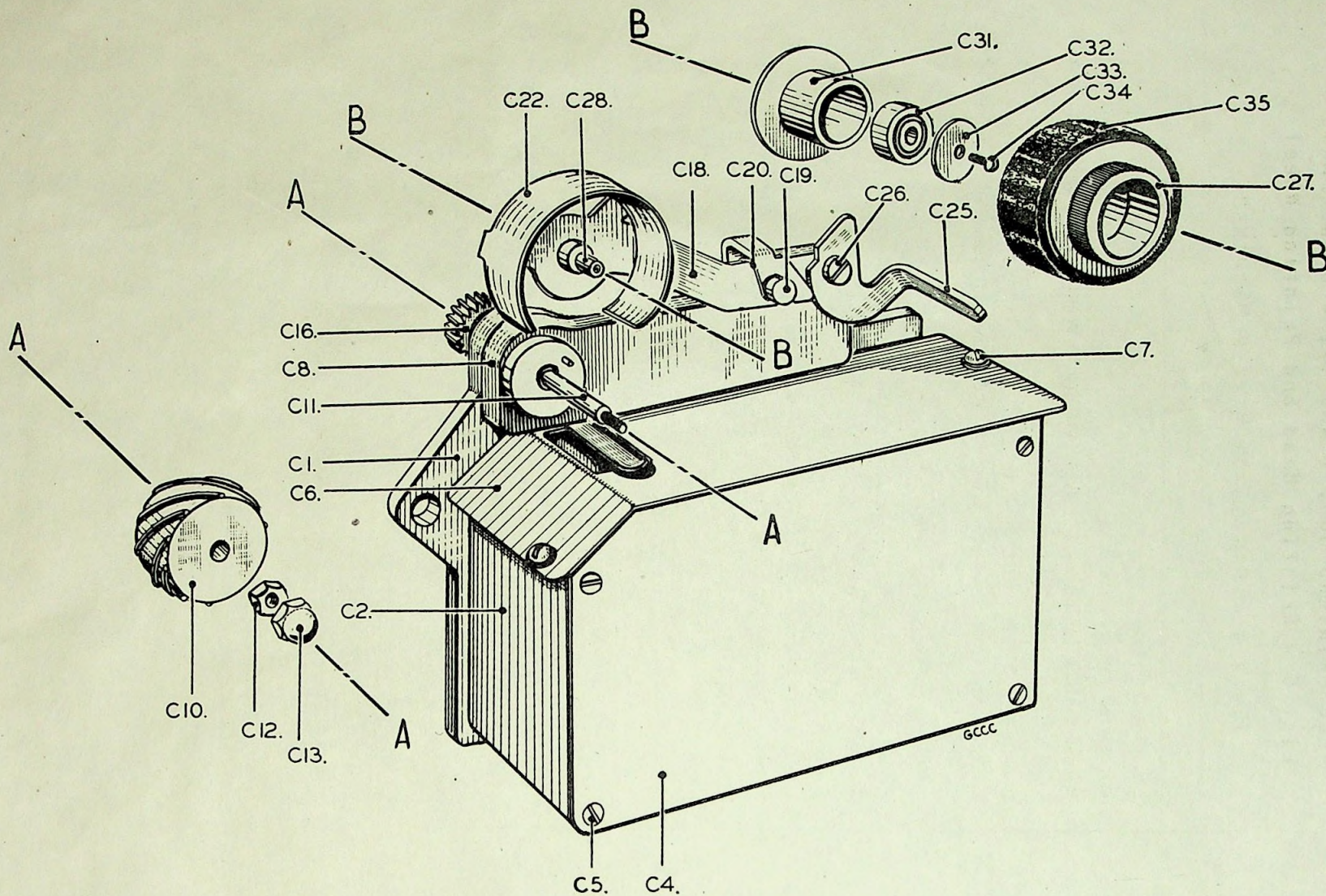


FIG. 1



Part No.	Detail
C 30	Washer, for part C 28 (to be requisitioned as Washer, fan disk, locking, No. 4BA.)
C 31	Housing, for ink-roller bearing
C 32	Ink-roller bearing
C 33	Disk, retaining, for part C 32
C 34	Screw, for part C 33 (to be requisitioned as Screw, Brass, N.I. P., Fol., No. 6BA., Rd. Hd., $\frac{3}{16}$ in.)
C 35	Ink-roller

TABLE 2 - PARTS FOR MARK 1 MACHINES

For replacement purposes, parts C 1 - C 35 should be used.

*Note 1.* Ink rollers (Part C 35) are not stocked by the Stores Dept. Replacements, when required, should be obtained by local purchase from the International Ink Ribbon Co. Ltd., 29-31 Dingley Place, City Road, E.C.1.

References: - None

(Fig. 1)

E N D



HELL PRINTERS NOS. 1 AND 1/T - SPARE PARTS  
List D - Chassis (including Tape-roll Holder)

TABLE 1 - PARTS FOR MARK 2 MACHINES

Part No.	Detail
† D 1	Main base
† D 2	Cover
† D 3	10-point socket
D 4	Screw, fixing, for part D 3 - 4 per set (to be requisitioned as Screw, Brass, NI. P., Matt, No. 4BA, Rd. Hd., $\frac{3}{8}$ in.)
D 5	Baseplate (see Note 2)
D 6	Rubber feet, for baseplate - 4 per set (to be requisitioned as Part No. 1/SBU/1)
D 7	Screw, fixing, for part D 6 - 4 per set (to be requisitioned as Screw, Brass, NI. P., Matt. No. 4BA, Ch. Hd., $\frac{3}{8}$ in.)
D 8	Washer for part D 7 - 4 per set (to be requisitioned as Washer 4CBM)
D 9	Screw, securing, for cover
D 10	Tape-roll holder, fixed plate (see Note 3)
D 11	Screw, fixing, for part D 10 - 3 per set (to be requisitioned as Screw, Brass, NI. P., Matt. No. 4BA, Csk. Hd., $\frac{3}{8}$ in.)
D 12	Pillar, support, for part D 10
D 13	Nut, fixing, for part D 12 - 13 per set (to be requisitioned as Nut, Hex., Brass, NI. P., Matt. No. 2BA, Ord.)
D 14	Washer, for part D 13 - 3 per set (to be requisitioned as Washer, fan-disk, locking, No. 2 BA)
D 15	Tape-roll spindle
D 16	Washer, for part D 15
D 17	Nut, fixing, for part D 15 (to be requisitioned as Nut, Hex., Brass, NI. P., Matt. No. 2BA, Ord.)
D 18	Washer, for part D 17 (to be requisitioned as Washer, fan disk locking No. 2BA)
D 19	Tape-roll holder, hinged flap (see Note 3)
D 20	Pivot-screw, for part D 19
D 21	Nut, fixing, for part D 20 (to be requisitioned as Nut, Hex., Brass, NI. P., Matt. No. 4BA, Ord.)
D 22	Nut, locking, for part D 20 (to be requisitioned as Nut, Hex., Brass, NI. P., Matt. No. 4 BA, lock)
D 23	Spring, coiled, for part D 19
D 24	Tape-guide pin
D 25	Pillar, mounting, for 10-point socket - 4 per set
D 26	Nut, fixing, for part D 25 - 4 per set (to be requisitioned as Nut Hex., Brass, NI. P., Matt. No. 4BA, Ord.)

Distribution:- Special

TABLE 1 (Contd.)

Part No.	Detail
D 27	Washer, for part D 26 - 4 per set (to be requisitioned as Washer, fan-disk, locking, No. 4BA)
† D 28	Mounting-plate, for relays (to be requisitioned as "Mounting No. 151/2A")
† D 29	Screws, fixing, for part D 28 - 4 per set (to be requisitioned as Screw, Brass, NI. P., Matt. No. 4 BA. Rd. Hd., $\frac{5}{16}$ in.)
† D 30	Nuts, fixing, for part D 29 - 4 per set (to be requisitioned as Nut, Hex., Brass, NI. P., Matt. No. 4BA, Ord.)
† D 31	Washer, for part D 30 - 4 per set (to be requisitioned as Washer, fan-disk locking, No. 4BA)
† D 32	Jack, input (to be requisitioned as "Jack No. 500 B6/G")
† D 33	Block, mounting, for input jack
† D 34	Screw, fixing, for part D 33 - 2 per set (to be requisitioned as Screw, Brass, NI. P., Matt. No. 6BA, Csk. Hd. $\frac{1}{2}$ in.)
† D 35	Clamp, for flexible cable, complete. (Includes part D 36)
† D 36	Screws, clamping, for part D 35 - 2 per set (to be requisitioned as Screw, Brass, NI. P., Matt. No. 6BA, Ch. Hd., 1 in.)
† D 37	Screws, fixing, for part D 35 - 2 per set (to be requisitioned as Screw, Brass, NI. P., Matt. No. 43A, Csk. Hd., $\frac{1}{2}$ in.)
† D 38	Nut, fixing, for part D 37 - 2 per set (to be requisitioned as Nut, Hex., Brass, NI. P., Matt. No. 4BA)
† D 39	Washer, for part D 38 - 2 per set (to be requisitioned as Washer, fan-disk, locking, No. 4BA)
† D 40	Rubber sleeve, for flexible cable
D 41	Key-mounting (to be requisitioned as "Key-mounting P")
D 42	Screw, fixing, for part D 41 - 2 per set (to be requisitioned as Screw, special, No. 4FF)
D 43	Connexion-strip, screw-terminal, 8-way
† D 44	Screw, fixing, for part D 43 - 2 per set (to be requisitioned as Screw, Brass, NI. P., Matt. No. 4BA, Ch. Hd., $\frac{3}{8}$ in.)
† D 45	Washer, for part D 44 - 2 per set (to be requisitioned as Washer, fan-disk, locking, No. 4BA)
† D 46	Connexion-strip, soldering tag, 7-way
† D 47	" " " " 3-way
† D 48	Screw, fixing, for part D 46 - 2 per set (to be requisitioned as Screw, Brass, NI. P., Matt. No. 4BA, Rd. Hd., $\frac{1}{2}$ in.)
† D 49	Bracket, mounting, for rectifier
† D 50	Screw, fixing, for part D 49 - 2 per set (to be requisitioned as Screw, Brass, NI. P., Matt. No. 4BA, Rd. Hd., $\frac{1}{2}$ in.)
† D 51	Washer, for D 50 - 2 per set (to be requisitioned as Washer, fan-disk, locking, No. 4BA)
D 52	Mounting, complete, for suppressor coils L1-2 or L5-6 (see Note 2)
D 53	Mounting, complete, for suppressor coils L3 or L4 - (see Note 2)
† D 54	Bracket, mounting, for suppressor coil L4
† D 55	Screw, fixing, for part D 54 (to be requisitioned as Screw, Brass, NI. P., Matt., No. 4BA, Rd. Hd., $\frac{1}{2}$ in.)
D 56	Rubber grommet - 3 per set



TABLE 1 (Conti.)

Part No.	Detail
† D 57	Screw holder, for part G 15 (governor resistance)
D 58	Screw, fixing, for part D 57 - 2 per set (to be requisitioned as Screw, Brass, NI. P., Matt. No. 6BA, Rd. Hd., $\frac{3}{16}$ in.)
D 59	Washer, locking, for part D 58 - 2 per set (to be requisitioned as Washer, Fan-disk, locking, No. 2BA)
D 60	Screw, terminal, for part D 43 - 16 per set (to be requisitioned as Screw, Brass, No. 6BA, Ch. Hd., $\frac{3}{16}$ in.)

TABLE 2 - PARTS FOR MARK 1 MACHINES

For replacement purposes parts D 3 - D 27, D 41 - D 43, D 52 - D 53, D 56 - D 60 (listed in Table 1), together with parts D 100 - D 125, listed in Table 2, should be used. Mark 2 parts not suitable (or not required) for Mark 1 machines have for convenience been marked thus † in Table 1.

Part No.	Detail
D 100	Main Base
D 101	Cover
D 102	Mounting plate, for relays
D 103	Screw, fixing, for part D 102 - 2 per set (to be requisitioned as Screw, Brass, NI. P., Matt. No. 4BA, Rd. Hd., $\frac{3}{16}$ in.)
D 104	Nut, fixing, for part D 103 - 2 per set (to be requisitioned as Nut, Hex., Brass, NI. P., Matt. No. 4BA, Ord.)
D 105	Washer, for part D 104 - 2 per set (to be requisitioned as Washer, fan-disk, locking, No. 4BA)
D 106	Jack, input - 2 per set (to be requisitioned as Jack No. 500 B6/N)
D 107	Screw, fixing, for part D 106 - 2 per set (to be requisitioned as Screw, Brass, NI. P., Matt. No. 4BA, Rd. Hd., $\frac{1}{4}$ in.)
D 108	Block, mounting, for input jacks
D 109	Screw, fixing, for part D 108 - 2 per set (to be requisitioned as Screw, Brass, NI. P., Matt. No. 6BA, Csk. Hd., $\frac{1}{2}$ in.)
D 110	Mains connector, complete with socket
D 111	Screw, fixing, for part D 110 - 2 per set (to be requisitioned as Screw, Brass, NI. P., Matt. No. 6BA, Rd. Hd., $\frac{3}{16}$ in.)
D 112	Connexion-strip, screw-terminal, 6-way
D 113	Screw, terminal, for part D 112 - 12 per set (to be requisitioned as Screw, Brass, No. 6BA, Ch. Hd., $\frac{3}{16}$ in.)
D 114	Screw, fixing, for part D 112 - 2 per set (to be requisitioned as Screw, Brass, NI. P., Matt. No. 4BA, Ch. Hd., $\frac{1}{2}$ in.)
D 115	Washer for part D 114 - 4 per set (to be requisitioned as Washer, fan-disk, locking, No. 4BA)
D 116	Pillar, for part D 112 - 2 per set
D 117	Connexion-strip, soldering tag, 5-way

TABLE 2 (Contd.)

Part No.	Detail
D 118	Screw, fixing, for part D 117 - 2 per set (to be requisitioned as Screw, Brass, NI. P., Matt. No. 6BA Ch. Hd., $\frac{3}{8}$ in.)
D 119	Washer, for part D 118 - 2 per set (to be requisitioned as Washer, fan-disk, locking, No. 6BA)
D 120	Pillar, support, for part D 117 - 2 per set
D 121	Bracket, mounting, for rectifier
D 122	Screw, fixing, for part D 121 - 2 per set (to be requisitioned as Screw, Brass, NI. P., Matt. No. 2BA, Ch. Hd., $\frac{3}{8}$ in.)
D 123	Nut, fixing, for part D 122 - 2 per set (to be requisitioned as Nut, Hex., Brass, NI. P., Matt. No. 2BA, Gra.)
D 124	Washer, for part D 123 - 2 per set (to be requisitioned as Washer, fan-disk, locking, No. 2BA)
D 125	Screw, terminal, earthing (to be requisitioned as Screw, Brass, NI. P., Matt. No. 4BA, Ch. Hd., $\frac{3}{8}$ in.)

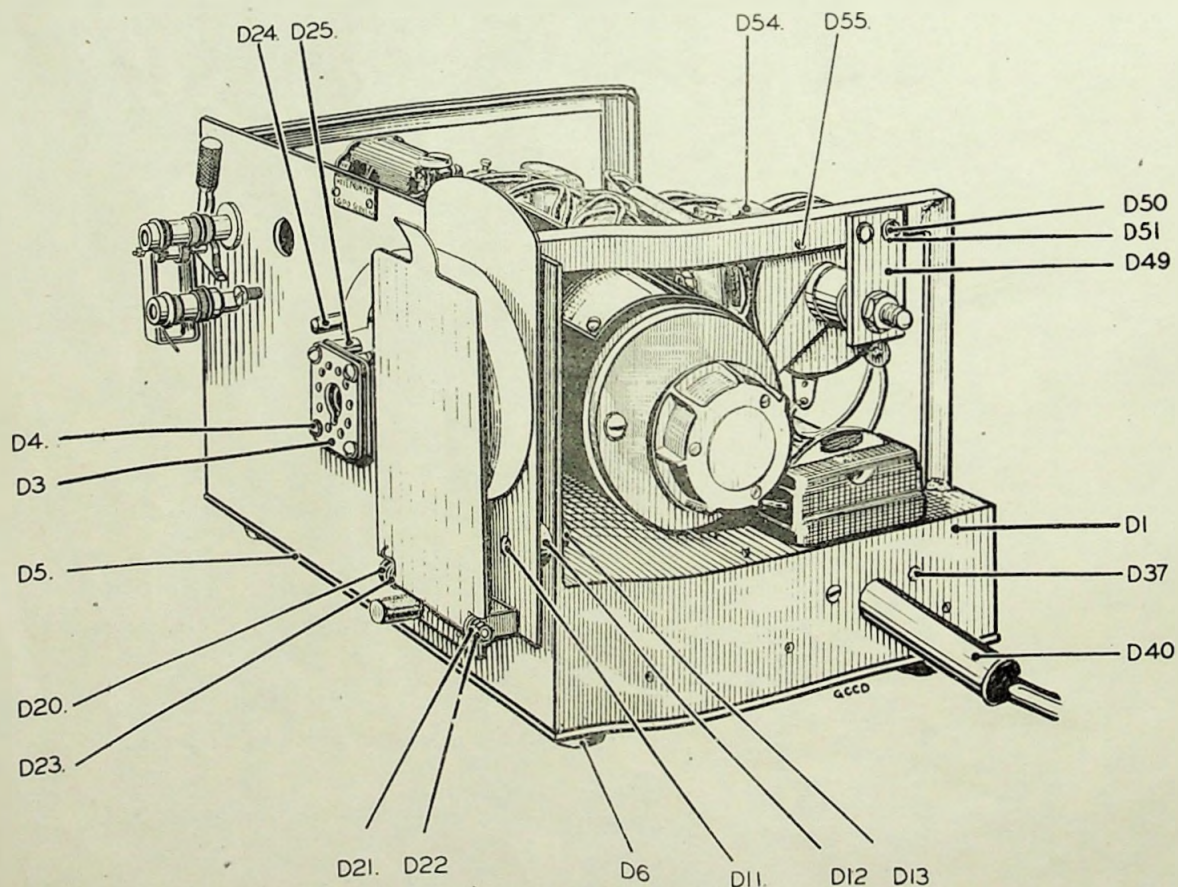


FIG. 1



- NOTE 1** Parts marked  $\dagger$  require to be specially treated before incorporation in Hell Printers No. 1/T used in tropical climates.
- NOTE 2** It is necessary to drill fresh fixing holes in part D 5 for fitting to Mark 1 machines.
- NOTE 3** The tape-roll holders fitted on the Mark 1 machines differ from those fitted on Mark 2 machines. Parts D 10 and D 19 may be used, however, for replacements on Mark 1 machines.

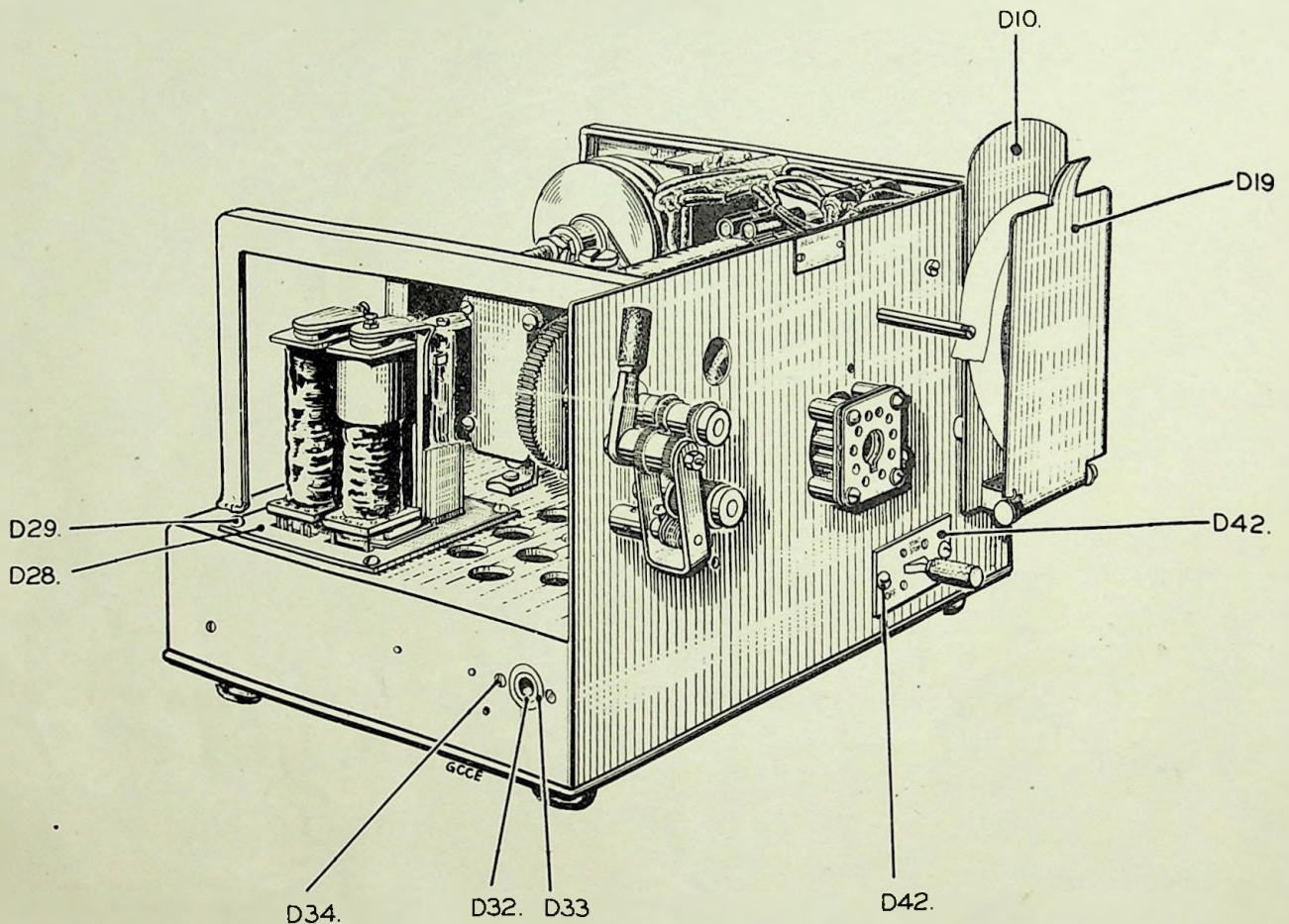


FIG. 2

References:- None  
(Tg.1)

END

# HELL PRINTERS NOS. 1 AND 1/T - SPARE PARTS

## List E - Motor and Governor

TABLE 1 - PARTS FOR MARK 2 MACHINES

Part No.	Detail
E 1	Worm, for motor (Ratio 25:1)
E 2	Worm-gear, for motor (Ratio 25:1)
† E 3	Governor slip-ring, brush
† E 4	Governor-contact ring
† E 5	Nickel contact, and spring assembly
E 6	Motor brushes - 2 per set
E 7	Motor-gear (20 teeth) (to be requisitioned as part C 16 see M 9504 (Tg))
E 8	" " (40 teeth)
E 9	Pin, fixing for part E 7 (to be requisitioned as Taper Pin, M.S., $\frac{1}{16}$ in x $\frac{7}{16}$ in.)
E 10	" " " " E 8 (to be requisitioned as Taper Pin, M.S., $\frac{1}{16}$ in. x $\frac{5}{8}$ in.)
E 11	Mounting bush, for motor - 4 per set
E 12	Screw, aligning, for parts E11 - 4 per set (to be requisitioned as Screw, M.S., Zn. P., No. 2BA, Rd. Hd., $\frac{1}{2}$ in.)
E 13	Nut, for part E 12 - 4 per set (to be requisitioned as Nut, Hex., M.S., Zn. P., No. 2BA, Ord.)
E 14	Washers for parts E 13 - 4 per set (to be requisitioned as Washer, fan-disk, locking, No. 2BA)
E 15	Screw, fixing, for motor - 2 per set (to be requisitioned as Screw, M.S., Zn. P., No. 2BA, Rd. Hd., $\frac{1}{2}$ in.)
E 16	Nut for parts E 15 - 2 per set (to be requisitioned as Nut, Hex., M.S., No. 2BA, Ord.)
E 17	Washer, for parts E 16 - 2 per set (to be requisitioned as Washer, 2CBM)
E 18	Washer, locking, for part E 16 - 2 per set (to be requisitioned as Washer, fan-disk, locking, No. 2BA)

TABLE 2 - PARTS FOR MARK 1 MACHINES

For replacement purposes, parts E1, E 2 and E 6 - E 18 listed in Table 1, together with parts E 100 - E 102 listed on page 2 should be used. Mark 2 parts not suitable (or not required) for Mark 1 machines have been marked † for convenience.

(Table 2 follows on page 2)



TABLE 2 - PARTS FOR MARK 1 MACHINES

Part No.	Detail
E 100	Governor brush - 2 per set
E 101	Governor-insulating button
E 102	Governor contacts - 2 per set.

References:- M 9504(Tg)  
(Tg1)

E N D

HELL PRINTERS NOS. 1 AND 1/T - SPARE PARTS

List F - Tape Puller

PARTS FOR MARK 2 MACHINES

Part No.	Detail
F 1	Drawing-spindle for tape-puller
F 2	Bush, for driving spindle
F 3	Nut, fixing, special, for part F 2
F 4	Washer, special for part F 3
F 5	Gear (80-teeth), for driving spindle
F 6	Pin, fixing, for part F 5 (to be requisitioned as Taper Pin, M.S., $\frac{1}{16}$ in. x $\frac{3}{4}$ in.)
F 7	Driving roller
F 8	Screw, grub, for part F 7 (to be requisitioned as Screw, M.S., No. 68A, grub, $\frac{3}{32}$ in.)
F 9	Washer, spacing, for driving-roller - 2 per set
F 10	Ring, locating, " " " - 2 per set
F 11	Screw, grub, for part F 10 - 2 per set (to be requisitioned as Screw, M.S., No. 68A, grub, $\frac{1}{8}$ in.)
F 12	Guide-roller spindle
F 13	Guide-roller (to be requisitioned as part F 7)
F 14	Washer, spacing, for guide-roller - 2 per set (to be requisitioned as part F 9)
F 15	Ring, locating, " " " - 2 per set ( " " " " F10)
F 16	Screw, grub, for part F 15 - 2 per set (to be requisitioned as Screw, M.S., No. 68A, grub, $\frac{1}{8}$ in.)
F 17	Nut, fixing, for part F 12 - (to be requisitioned as Nut, Hex., Brass, N.I.P., Matt. No. 28A, ord.)
F 18	Washer, locking, for part F 17 (to be requisitioned as Washer, fan disk, locking, No. 28A)
F 19	Pressure roller
F 20	Spindle, for pressure roller
F 21	Nut, fixing, for part F 20 (to be requisitioned as Nut, Hex., Brass, N.I.P., Matt. No. 68A, Ord.)
F 22	Washer, locking, for part F 21 (to be requisitioned as Washer, fan disk, locking, No. 68A)
F 23	Sleeve, for pressure-roller spindle
F 24	Pressure-roller operating-lever
F 25	Handle for part F 24 - (to be requisitioned as "Handle, Key, No. 1, Red")
F 26	Pressure-roller arm
F 27	Pivot, for pressure-roller arm

Distribution:- Special

(Table 1 contd.)

[For Official Use Only]

Page 1

Issue 1, 22.1.47



PARTS FOR MARK 2 MACHINES (Contd.)

Part No.	Detail
F 28	Nut, fixing for part F 28 (to be requisitioned as Nut, Hex., Brass, NI, P., Matt, No. 23A, Ord.)
F 29	Spring, for pressure-roller arm
F 30	Barrel for part F 29
F 31	Screw, anchor, for part F 29 (to be requisitioned as Screw, Brass, NI, P., Matt, No. 784, Rd. Hd., $\frac{5}{16}$ in.)
F 32	Washer, locking, for part F 28 (to be requisitioned as Washer, Trackery, No. 28A)

TABLE 2 - PARTS FOR MARK 1 MACHINES

For replacement purposes parts F1 - F32 should be used.

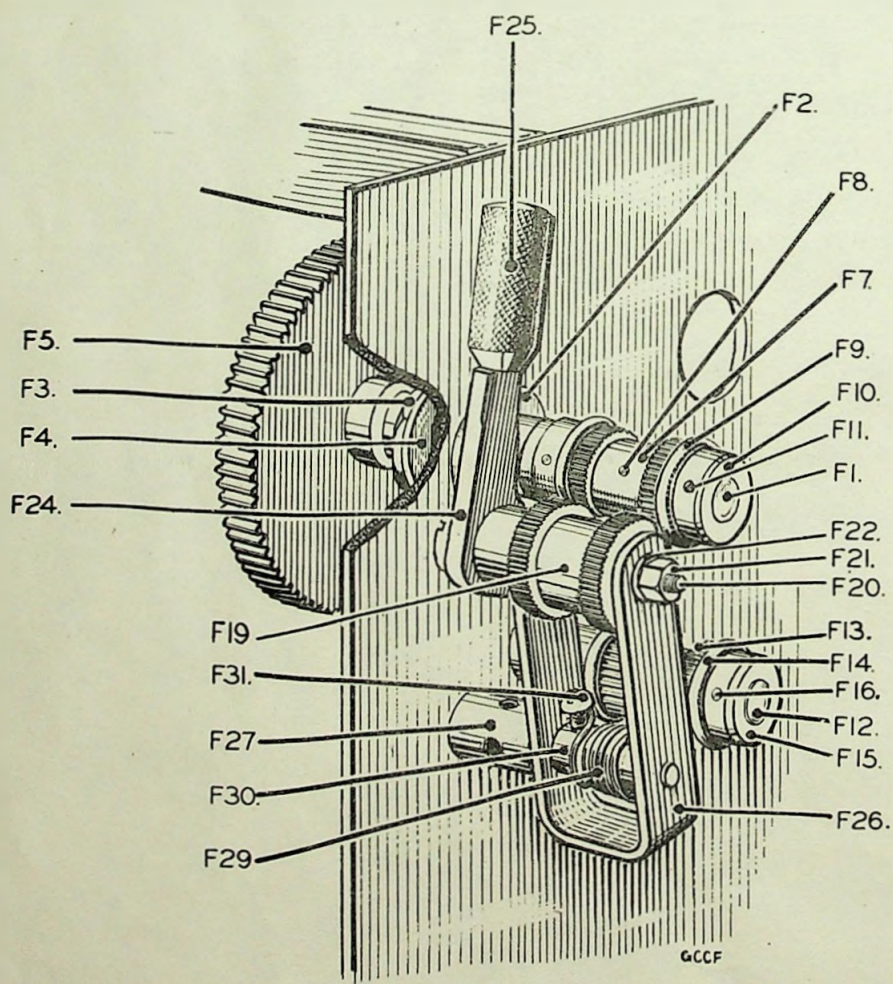


FIG. 1

References:— None  
(Tg1)

HELL PRINTERS NOS.1 AND 1/T - SPARE PARTS

## List G - Electrical Components

TABLE 1 - PARTS FOR MARK 2 MACHINES

Part No.	Detail
+ G 1	Relay A (with fixing screws, etc.) (to be requisitioned as "Relay No. 3807")
+ G 2	" B ( " " " ) ( " " " " "Relay No. 3345")
+ G 3	Relay, Thermal TH
+ G 4	Key (with fixing screws) (to be requisitioned as "Key No. 174")
G 5	Plug (to be requisitioned as "Plug No. 316")
G 6	Fuseholder
G 7	Screw, fixing, for part G 6 - 2 per set (to be requisitioned as Screw, Brass, NI. P., Matt., No. 4BA, Ch. Hd., $\frac{5}{16}$ in.)
G 8	Nut, fixing, for part G 6 - 2 per set (Nut, Hex., Brass, NI. P., Matt, No. 4BA, Ord.)
G 9	Fuse, 1-amp. for part G 6
G 10	Rectifier element
+ G 11	Transformer
G 12	Resistor R1 (to be requisitioned as "Resistor, Spool, No. 6 - 200 ohms").
G 13	" R2 (to be requisitioned as "Resistor, Carbon, $\frac{1}{2}$ -watt, 470 ohms $\pm$ 20%")
G 14	" R3 ( " " " "Resistor, Carbon, $\frac{1}{2}$ -watt, 150 ohms $\pm$ 20%")
G 15	" R4 (governor resistance, 1000 ohms)
G 16	Inductors L1 - 6 (to be requisitioned as "Inductor, R.F., No. 7B")
+ G 17	Condensers, C 10, C 11 (to be requisitioned as "Condensers, Tubular, No. 2/O.005 $\mu$ F. 1000-V.")
G 18	" C 9 ( " " " " "No. 2/O.05 $\mu$ F. 500-V.")
+ G 19	" C 1, C4, C12 ( " " " " "No. 2/O.01 $\mu$ F. 1000-V.")
+ G 20	" C2, C3, C6, C7 ( " " " " "No. 2/O.001 $\mu$ F. 1000-V.")
+ G 21	" C 5 ( " " " " "No. 2/O.1 $\mu$ F. 500-V.")
+ G 22	" C 8 (1.0 $\mu$ F.)
+ G 23	" C 13 (0.00033 $\mu$ F $\pm$ 10%)
+ G 24	Screw, fixing, for part G 22 - 2 per set (to be requisitioned as Screw, Brass, NI. P., Matt. No. 4BA, Ch. Hd., $\frac{5}{16}$ in.)
+ G 25	Washer, locking, for part G 24 - 2 per set (to be requisitioned as Washer, fan-disk, locking, No. 4BA)



TABLE 2 - PARTS FOR MARK 1 MACHINES

For replacement purposes, parts G 1 to G 16 listed in Table 1, together with parts G 100 - G 113, listed in Table 2, should be used. Mark 2 parts not suitable (or not required) for Mark 1 machines have for convenience been marked †.

Part No.	Detail
G 100	Condensers, C 12, C 13 (to be requisitioned as "Condensers, Tubular, No. 2/0.005- $\mu$ F. 1000-V.")
G 101	" C 11 ( " " " " " " No. 2/0.05- $\mu$ F. 500-V.)
G 102	" C 3, C 3 ( " " " " " " No. 2/0.01- $\mu$ F. 1000-V.)
G 103	" C4, C5, C8, C9 ( " " " " " " No. 2/0.001- $\mu$ F. 1000-V.)
G 104	" C 7 ( " " " " " " No. 2/0.1- $\mu$ F. 500-V.)
G 105	" C 10 (to be requisitioned as "Condenser, M.C., No. 151")
G 106	Screw, fixing, for part G 105 - 2 per set (to be requisitioned as Screw, Brass, NI. P., Matt. No. 4BA, Rd. Hd., $\frac{1}{4}$ in.)
G 107	Nut, fixing, for part G 106 - 2 per set (to be requisitioned as Nut, Hex. Brass, NI. P., Matt. No. 4BA, Ord.)
G 108	Washer, locking, for part G 107 - 2 per set (to be requisitioned as Washer, fan-disk, locking, No. 4BA)
G 109	Condenser, C 1
G 110	" , C 2
G 111	Screw, fixing, for part G 110 - 2 per set (to be requisitioned as Screw, Brass, NI. P., Matt. No. 4BA, Rd. Hd., $\frac{1}{4}$ in.)
G 112	Nut, fixing, for part G 111 - 2 per set (to be requisitioned as Nut, Hex. Brass, NI. P., Matt. No. 4BA, Ord.)
G 113	Washer, locking, for part G 111 - 2 per set (to be requisitioned as Washer, fan-disk, locking, No. 4BA.)

Note 1:- Parts marked † require to be specially treated before incorporation in Hell Printers No. 1/T to be used in tropical climates

Note 2:- "Condensers, Tubular, No. 2" (see parts G 17 - G 21 and G 100 - G 104) are not necessarily suitable for tropical climates

E N D

15/11  
(+ m 22/19)

# GOVERNMENT TELEGRAPH SERVICE.

FALKLAND ISLANDS AND DEPENDENCIES.

**RECEIVED.**

Number	Office of Origin	Wards	Handed in at	Date
28	London	32	1213	1.10.47.
To				
NLT Colonial Secretary Port Stanley				

Please note arrangements been made to change from morse to hell transmission effective 1000 GMT October twentieth fullstop frequencies will be same as for present morse service

Reuter.

Time

See 49



48

A.

YE.

47 In view of 24 papers S.W.  
for class for last 1/4 of 1947 only  
(K.I.M. for 1948 Esth.)?

Abe  
2/10

B.

✓ inc 2/x

C.

A.I.

2 note pl.

§  
S.X.

Hones

noted b.f.

§  
2/x

DECODE.

Copy to S.E.T. for inf.

TELEGRAM.

No. 55.

From Reuters, London

To The Colonial Secretary.

Despatched : 17th October 19 47 Time : 12. 15.

Received : 18th October 19 47 Time : 09.30

47. Reference our telegram 1/10 kindly note change from morse to  
hell transmission on South American Globereuter service postponed  
until November first.

REUTER.

P.L.

VP.



50.

S.E.T.

A.

J.

1. p.

J

21. x.

How Cal Lee

B.

Seen, thank you

ALL SET  
21. 10. 47

A.T.

C.

(49)

will make slight diff. in amount pl

22. x.

D.

How Cal

until we get answer to 24, provision  
will I assume have to be based on full  
resub.

for S.T. 11

0174  
GOVERNMENT TELEGRAPH SERVICE. 57FALKLAND ISLANDS AND DEPENDENCIES.

RECEIVED.

Number	Office of Origin	Words	Handed in at	Date
55	London	47	1303	31.10.47.
To Lt Colonial Secretary    Port Stanley				

We confirm change to hell transmission on globereuter South American  
effective 1000 GMT tomorrow fullstop Order help you during initial  
stages we emitting news summaries daily in morse 1330 and 2230 GMT  
profortnight each containing fivehundred words fullstop Welcome  
airmailwise report your reception hell reuter

Time

See 54

See 49

S.E.T.

(51) f.p. - f/w report. i.d.c. p.

1/XI



52  
H.C.S.

The Hell equipment had to be disconnected in the net station owing to the building leaking.

It is now reinstalled in their office, and so far reception is not satisfactory. While signals are a fair strength, practically everything is lost when the Printer is switched on through induction from the motor.

Daily tests are being made.

AM SEI  
24. 11. 27.

HCS  
Mr. Mercer reports that he is unable to receive signals at times scheduled, and suggests that further details as to times of transmissions be sought.

Laes  
27/11

Let him  
see the  
wire

Inside Minute Paper.Sheet No.....

S.E.T.  
Will you please submit draft telegram.  
ABe  
25/11

Am C.S.

Stations have now been located on new frequencies. Tests are being made and so far after 5 days results are very unsatisfactory.

AM SET

5.12.47

YE

51-53

Radio reception is extremely poor here - it may be that the apparatus will not be worth its keep. However, we shall first inform Kenner: - ask for suggestions.

ABe  
9.12

Qos. Mc - maybe there's something amiss.  
9/12

S.E.T.

Re. Draft telegram.

ABe  
5.12

Am C.S.

Draft telegram attached P.L.

AM SET

17.12.47

some pl.

ABe  
18/12



54  
Copy to S.E. & T. for inf.

TELEGRAM

From: The Colonial Secretary.

To: Reuters 85 Fleet Street, London E.C.4.

Despatched: December 19th 1947 Time: 12.00.

Received: ..... 1947 Time: .....

51 Your telegram 31st October. Hell transmission unsatisfactory.

Signals first heard on new frequency 9325 kc/s at 0100 G.M.T. 29th November too weak and too much interference to copy. Signal not heard on 13935 kc/s until 3rd December and then very weak and too much interference. Signals printed at 2330 G.M.T. 9th December on 9325 kc/s mutilated badly with continuous interference from "Radio Splendid" Buenos Aires. Obliterations too numerous to use print. Will appreciate your advice.

*Reply at 55*

COLONIAL SECRETARY.

P/L.

LJH.

*Bi*  
*21*  
*Abc*  
*20.12*

01721

56

GOVERNMENT TELEGRAPH SERVICE,

FALKLAND ISLANDS AND DEPENDENCIES.

RECEIVED.

Number	Office of Origin	Words	Handed in at	Date
102	London	54/50	12.27	20.12.47

To NLT GOVERNMENT,  
PORT STANLEY

54 THANKS YOU 19/12 REGARDING HELL RECEPTION FULLSTOP PLEASE LISTEN GLOBEREUTER  
SOUTHAMERICAN SCHEDULE WHEREOF NOW 1006/1930 MIF 19855 KILOCYCLES 1945/2345  
MIA 14545 KILOCYCLES 0000/0500 GAK 10332 KILOCYCLES TIMES GMT INFORMATIVELY WE  
TEMPORARILY TRANSMITTING MORSE INSTEAD HELL 2230/0500 GMT FULLSTOP PLEASE LISTEN THESE  
FREQUENCIES AND ADVISE US RESULTS .

REUTER

SE, C.

Time

Re. report must

ABE

22.11

Received from  
58 T. 24/12.  
20. Dec. HCS.  
note in 1948.



22  
56  
Hon C. S.

Report will follow Pl.

AM SET  
10-1-48

Office

Re. tie this up with the British  
Information Services for. (67/45?)

67/45 below pl. abc  
12.1



ADVICE OF AMENDMENT OF ORDER PLACED. 57

W / Falkland Islands 5237/1

THE CROWN AGENTS FOR THE COLONIES,  
4, MILLBANK, LONDON, S.W.1.

All letters to be addressed to the Crown  
Agents for the Colonies, the above reference  
being quoted.

Telegrams ( Inland : Crown, Sowest, London.  
( Overseas : Crown, London.  
Telephone : Abbey 7730.

Authy:- C.O. Lr No. 96839/9/46 of 31/10/46

Indent No. to Reuters Ltd.

Special A/c (if any)

Dept.

Item No.

The Colonial Secretary,  
Falkland Islands.

*The Crown Agents for the Colonies transmit below a copy of a letter regarding a contract of which details have already been forwarded under the reference shown.*

14 Letter No. 0174 dated 2nd August, 1947,  
from the Colony Secretary refers. The  
error is regretted.

17 SEP 1947

Gentlemen,

With reference to our order of the 5th December, 1946, covering the hiring of one Bell Printing Unit under the above requisition, it is noted that through an oversight on our part the total value of the order has been entered as £240-2-3.

This amount which includes the sum of £212-0-0 shown in your quotation dated the 13th December, 1946, as "value of apparatus" is of course incorrect, and we have accordingly amended the total contract amount to £328-2-3, being the cost of 500 extra paper coils and cases, plus hire charges as per your "Conditions of Hire" dated February, 1946.

It is understood from our Shipping Department that you have already submitted your claim in respect of rental for the first six months at the rate of £32-10-0 per quarter.

We are, Gentlemen,  
Your obedient servants,

for Crown Agents.

Messrs. Reuters Limited,  
85, Fleet Street, E.C.4.

J/DMS





BY AIRMAIL

PERSONAL

Reuters, LTD.  
85, Fleet Street,  
London, E.C.4.

October 28, 1947

My dear Clifford,

24 Thank you so much for your letter of September 12 which arrives today. Our Communications Department seems to be in fairly constant telegraphic contact with you about the transfer from morse to the Hell system of transmission. The change is due to take place on November 1 and I have told our Accounts Department to operate the hiring arrangement from that date and not before.

Bill Elliot has just been appointed Officer Commanding Fighter Command and he is now an Air Marshal. He is very pleased about the appointment.

I do hope you are well.

With all good wishes,

Yours very sincerely,

Christopher Chancellor

His Excellency  
Mr. Miles Clifford, C.M.G.,  
Government House,  
Port Stanley, Falkland Islands.

Satisfactory

MC 21/11

M. G. R.



PLEASE REPLY  
TO THE  
SECRETARY.

59  
*Reuters, LTD.*  
*85, Fleet Street.*  
*London, E.C. 4.*

November 4, 1947.

His Excellency  
Mr. Miles Clifford, C.M.G.,  
Government House,  
Port Stanley,  
FALKLAND ISLANDS.

Sir,

51 We telegraphed you as follows last Friday:

"We confirm change to Hell transmission on Globereuter Southamerican effective 1000 GMT tomorrow fullstop order help you during initial stages we emitting news summaries daily in morse 1330 and 2230 GMT profortnight each containing fivehundred words fullstop welcome airmailwise report your reception Hell REUTER.

54 We are keenly awaiting the report on your reception of the Southamerican service now that it has been converted to Hell transmission, and hope that you have been able to effect satisfactory results.

It is usual for recipients to have two Hell units, one acting as a spare in case the other breaks down, but owing to a shortage of apparatus we have hitherto been unable to offer you a second Hell unit. As, however, we are expecting a delivery in about two months we should like to know whether you wish us to earmark one of these units for you so as to avoid any breakdown of your reception of the service. The hire terms would be the same as for the first unit, namely:

First year:	£130 sterling.
Second year:	£100 sterling.
Third year:	£70 sterling.
Fourth and subsequent years:	£50 sterling.

see 2.

The  
M.C.B.

Reply at 67.



When sending us the report on your reception it would be useful if you would send examples of the printed tape you are receiving, with the call sign, frequency and time of day shown on each slip. This might help us to make suggestions for improving your reception if you are meeting with any difficulty.

I am, Sir,  
Your obedient Servant

*E. Davis*

Chief of Communications

TELEGRAMS { INLAND: "CROWN SOWEST LONDON."  
OVERSEAS: "CROWN LONDON."  
TELEPHONE: ABBEY 7730

29 NOV 1947

Your letter No. 0174 of 2.8.47.

With regard to further supplies of paper coils, we now attach for your information a copy of a letter dated the 11th November, 1947, from Messrs. Reuters, Ltd., and we assume arrangements with regard to indenting will be made accordingly.

We are, Sir,  
Your obedient servants,

for the Crown Agents.

5 L HS



62

COPY OF LETTER FROM MESSRS. REUTERS, LTD.,  
85, FLEET STREET, LONDON, E.C.4, TO THE  
CROWN AGENTS.

11th November, 1947.

Gentlemen,

From November 1st, when we switched over to the Hell system of transmission, the Falkland Islands will be using the Hell equipment sent to them. We shall be glad if you will ensure that the supply of Hell paper coils is maintained so that the Falkland Islands do not run out of stock, leaving them without means of receiving the Reuter service. In view of the length of time taken in delivery of supplies to the Falkland Islands, we suggest that you arrange to indent for further supplies of Hell tape at least three months before the present stock of six hundred coils is exhausted.

I am, etc.,

(Sgd.) H. B. Carter.

Secretary.

Wm

DECODE.

TELEGRAM SENT.

From GOVERNOR to SECRETARY OF STATE.

Despatched : 13. 1. 48 Time : 16.00 Received : ..... Time : .....

20-67/45 No. 19. Your telegram No. 463 of 1947. London Press Service.

Experiments proceeding with Hell Printer hired from Reuter. So far they are not satisfactory and I should be grateful if final decision on your telegram No. 105 Priority Saving of 24th November 1947 could be deferred till end January.

GOVERNOR'S DEPUTY.

G.T.C.

LJH.



21.1.48.

(64)

From Supervisor E & T Dept.  
Stanley

To Hon Colonial Secretary,  
Stanley.

The frequencies quoted in Red 55 have been tried for Hell reception and results are fairly good on 19855 ko/s and 14545 kc/s. Reception on 10352 only until 0100 fairly good with interference. In all cases it was found that constant control of the radio received was very essential and it will require the attention of some person to control the tuning during the whole transmission. With an attendant the information would I consider be intelligible and suitable for editing.

*A. Mercer*

Supervisor E & T Dept.  
21.1.48

SET

Can we provide an attendant?  
2 1/2 hours any lay-out of programmes  
Such as that is (18) in 67/45 ~  
does this come Laplagard?

*ABH*  
22/1

65 Hon C.S.

It will be difficult to provide an attendant from our staff because whoever does this work would have no time for normal duties.

Mason would probably do this but would of course have to be paid

2. The programme seems to be hillyard, requiring continued attention.

AM SET .

24. 1. 28



VE.

51, 55, 56, 58-60, 63-65

The file system has been found  
in practice to be unsatisfactory. It  
needs constant attendance: it comes  
a haphazard all day - editing  
is impossible: - it costs more than  
the apparatus referred to in (19) -  
in 67/45 below.

2. I think we shd. discontinue  
this & close with (20) in 67/45.

If there main advantage is the  
programming of the news (see (18))  
however, it costs less to than  
present.

cf. 21 in  
67/45

ALB  
29.

Agree. MC. 20/

(Thank them for kind offer however and say  
local receiving conditions appear to be too unsuitable  
to be able to get useful service).

0174

5th February, 48.

Sir,

59 I am directed by the Governor to refer to your letter of the 4th of November, 1947, addressed to His Excellency and to inform you that after exhaustive and prolonged tests reception by the Heli System has been found in practice to be unsatisfactory in the Falkland Islands: where local receiving conditions appear to be too inconsistent to enable the apparatus to give useful service.

2. Accordingly, the use of the apparatus is being discontinued and it is being returned to you forthwith.

3. I am to express to you His Excellency's appreciation and thanks for your kind offer to loan the apparatus.

I am,

Sir,

Your obedient servant,

(Sgd.) A. B. MATHEWS  
Colonial Secretary.

Reply at 72.



C.S.O. No.....

66

Inside Minute Paper.

Sheet No.....

A.

S.E.T. W. r. t. para: 2 of 67, will you please  
proceed accordingly

*R.H.G. or C.S.  
6/2/48.*

B.

Hon C. S

Equipment will be packed as directed

*300-119  
6/2/48*

*AM. SET  
7. 2. 48*

No.

0174

MEMORANDUM.

It is requested that, in any reference to this memorandum, the above number and the date may be quoted.

13th March,

1948

To Hon Colonial Secretary,

Stanley

From Supervisor E & T Dept,

Stanley, Falkland Islands.

I have to advise you that we have packed and addressed two cases of Hell Printer to The Crown Agents for the Colonies.

Case No 3 containing Reuters Radio Hell Unit, Case No 4 containing fivehundred coils of paper tape.

The P.W.D. are preparing shipping advice and will deliver the cases to the FIC shipping department on Monday morning.

*G. Mercer*

Supervisor E & T  
13.3.48

69

*ll*



15th March, 48.

BY AIR MAIL.

Gentlemen,

67

I am directed by the Governor to refer to my letter addressed to the Secretary, Reuters Limited, of the 5th of February, a copy of which was forwarded to you and to inform you that two cases (Nos. 3 and 7) containing one Radio Bell Unit and 500 coils of paper tape respectively have been addressed to you for delivery to Messrs. Reuters Limited.

2. Accordingly, I am to ask you to be good enough to arrange delivery of these cases which should arrive in the United Kingdom per s.s. "Lafernia" about the third week in April.

I am,

Gentlemen,  
Your obedient servant,(Sgd.) A. B. MATHEWS  
Colonial Secretary.

71.

S.E.T.

Yr. (69) re. See (70)

Q

①

16.3.

②

*[Signature]*

24/3/48.

Received 17/3/48

Hon P.S

To Seen thank you. The cases were  
marked NO3 and NO4.

AM. SET

25.3.48

*[Signature]*

25.3.48



PLEASE REPLY  
TO THE  
SECRETARY.

*Reuters, LTD.*  
*85, Fleet Street.*  
*London, E.C.4.*

March 25, 1948.

Colonial Secretary,  
Colonial Secretary's Office,  
Stanley,  
Falkland Islands.

Dear Sir,



67 We have received your letter of February 5, reference 0174, advising us that you are returning the Hell equipment we sent to you last year in view of the fact that local reception conditions are not stable enough to enable you to obtain satisfactory results.

We are sorry that you have not been able to receive the Globereuter service. Perhaps you will let us know if reception conditions improve at any time to an extent that would warrant a further trial.

Yours faithfully,

*E. Davis*

Chief of Communications

4

73.

S.E.T.

A.

I. y. o. p.

for C.S.  
17.5.

B.

How C.S.

seen thank you.

When we have our new  
Electric light scheme with automatic  
regulation, conditions will be better.

AM. SET  
17.5.48

ack. 17.5.48.  
(2)

for  
17/5/48



Reference: OP 2/11/6  
Circular IPS/CC/115

12th August, 1954

To all Information Officers  
and Public Relations Officers  
taking L.P.S. by wireless or  
supplied with equipment.



Dear Sir,

The Technical Committee dealing with London Press Service is considering equipment in the field, and I have been instructed to enquire the type and amount of equipment held at each post. Since the receivers, relays and printers were issued there have been changes at some posts and, in order to have the Committee fully informed, I would be grateful if you would complete the following Equipment Questionnaire and return it as soon as possible.

Yours ever,

*M. McLoughlin*

M. McLoughlin  
Telecommunications Section,  
C.P.S. Division.

Circular IPS/CC/115

EQUIPMENT QUESTIONNAIRE

Receiver

Type used .....  
Whether Government property .....  
Date made - or received.....  
Serial Number.....

Hellschreiber Relay

Whether Marconi.....  
Whether received from C.O.I.....  
If not Marconi nor received from C.O.I., What make.....  
Serial Number.....

Hellschreiber Printer

Whether Marconi.....  
Whether received from C.O.I.....  
If not Marconi nor received from C.O.I., What make.....  
Serial Number.....

Particulars of other Equipment

i.e. Constant Voltage Transformers

*See also...*  
*We have had a previous...*  
*possibly Hellschreiber...*